

**SAKI WEST LOCAL GOVERNMENT,
ASABARI LCDA AND WEWE LCDA, SAKI
P.M.B. 16, SAKI, OYO STATE**



YEAR 2019

GENERAL PURPOSE FINANCIAL STATEMENT


STATEMENT NO. 1

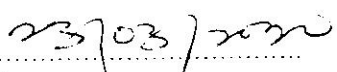
RESPONSIBILITY FOR THE PREPARATION AND PRESENTATION OF GENERAL PURPOSE FINANCIAL STATEMENTS

These Financial Statements have been prepared by the Council Treasurer of Saki West Local Government in accordance with the provisions of the Financial Control and Management Act 1958 as amended.


maintaining a system of internal controls designed to provide reasonable assurance that the transactions carried out and recorded are within statutory authority and properly record the use of all public financial resources by the Local Government.

However, to the best of my knowledge, this system of internal control has operated adequately throughout the reporting period.


.....
Alh. M. A. Owolabi
Treasurer



.....
Date

We accept responsibility for integrity of these financial statements, the information they contain and their compliance with above mentioned laws. In our opinion, these financial statements fairly reflect the financial position of Saki West Local Government as at 31st December, 2019 and its operations for the year ended on that date.



Alh. M. A. Owolabi
Treasurer

Date: 23/03/2020



Alh. Kazeem Kolawole Bassir
Head of Local Government Administration

Date:

STATEMENT NO. 2

STATEMENT OF OPINION OF AUDITOR GENERAL FOR LOCAL GOVERNMENTS

STATEMENT NO. 3
SAKI WEST LOCAL GOVERNMENT, SAKI.
STATEMENT OF FINANCIAL PERFORMANCE
FOR THE YEAR ENDED 31ST DECEMBER, 2019.

ACTUAL PREVIOUS YEAR 2017		NOTE	ACTUAL CURRENT YEAR 2019 SAKI WEST LOCAL GOVERNMENT	ACTUAL CURRENT YEAR 2019 ASABARI LCDA	ACTUAL CURRENT YEAR 2019 WEWE LCDA	TOTAL ACTUAL CURRENT YEAR 2019	APPROVED BUDGET CURRENT YEAR 2019
	Opening Balance (General Revenue)		293,494,894.69	70,491,862.83	52,795,726.22	416,782,483.74	
	REVENUE						
573,700,870.00	Share of F.A.M.C - Statutory Allocation	3	479,026,489.05	75,612,535.81	75,612,535.81	630,251,560.67	520,000,000.00
514,960,996.03	Share of VAT	4	272,668,003.71	0.00	0.00	272,668,003.71	500,000,000.00
43,710,182.56	10% State IGR	5	19,868,264.80	0.00	0.00	19,868,264.80	40,000,000.00
150,000,000.00	Excess Crude	6	125,000,000.00	0.00	0.00	125,000,000.00	400,000,000.00
1,282,377,658.59	Total Dependent Revenue (B)		896,562,757.56	75,612,535.81	75,612,535.81	1,047,787,829.18	1,460,000,000.00
	Independent Generated						
209,080.00	- Tax Revenue	7	88,360.00	2,972.00	24,000.00	115,332.00	1,200,000.00
21,112,557.00	- Non - Tax Revenue	8	14,862,500.00	1,382,551.00	22,114,567.18	38,359,618.18	113,700,000.00
8,809,623.48	- Investment Income	9	0.00	0.00	0.00	0.00	5000000
	Interest Earned	10	0.00	0.00	0.00	0.00	100,000.00
30,131,260.48	Total Independent Revenue (C)		14,950,860.00	1,385,523.00	22,138,567.18	38,474,950.18	120,000,000.00
	Aids and Grants: (D)						
	(a) Paris Club	11	16,212,504.08	0.00	0.00	16,212,504.08	0.00
	(b) Share of Stabilization	12	0.00	4,952,464.34	4,952,464.34	9,904,928.68	0.00
4,096,552.74	Miscellaneous Revenue	13	3,889,691.51	0.00	664,650.00	4,554,341.51	0.00
1,408,851,637.70	Total Revenue (E (B + C + D + E))		931,615,813.15	81,950,523.15	103,368,217.33	1,116,934,553.63	1,580,000,000.00

	EXPENDITURE						
518,201,701.30	Personnel Emolument	14	295,262,265.40	0.00	0.00	295,262,265.40	413,725,177.77
6,252,392.00	Severance Allowance of ES-Political		0.00	0.00	0.00	0.00	0.00
89,257,371.69	General Administration	15	33,111,595.00	8,226,651.00	7,888,033.70	49,226,279.70	158,882,304.00
7,706,000.00	Health and Environmental	16	7,404,000.00	995,000.00	785,000.00	9,184,000.00	63,484,920.70
20,046,868.00	Works, Housing, Land & Survey	17	11,489,877.07	908,000.00	2,915,700.00	15,313,577.07	66,505,738.00
44,945,100.00	Community Development & Culture (Cdu)	18	28,344,000.00	4,331,000.00	767,500.00	33,442,500.00	100,195,000.00
1,680,150.00	Agriculture & Natural Resources	19	862,000.00	125,000.00	740,000.00	1,727,000.00	22,150,000.00
	- Grant & Subsidies:						
	Transfer to UCDA	20	151,444,000.30	0.00	0.00	151,444,000.30	0.00
	Total Recount Exp.		527,917,737.77	14,585,651.00	13,096,233.70	555,599,622.47	824,943,140.47
901,151,859.44	Capital Project	21	228,107,177.00	81,555,614.00	77,587,959.86	387,550,750.86	755,056,859.53
	- Miscellaneous Expenditure	22	0.00	0.00	0.00	0.00	0.00
1,392,241,445.43	Total Expenditure (G)		756,324,914.77	96,141,265.00	90,684,193.56	943,150,373.33	1,580,000,000.00
9,604,722.77	Surplus / (Deficit) from Operating		1,732,793,850.29	-19,120,741.85	12,064,023.77	1,725,737,132.21	0.00
	- Closing Bal. GRB		468,785,793.07	56,301,120.98	65,479,749.99	590,566,664.04	0.00

The Notes to the Account of Saki West Local Government is an integral part of 2019 this Financial Statements.

STATEMENT NO. 4

SAKI WEST LOCAL GOVERNMENT

STATEMENT OF FINANCIAL POSITION AS AT 31ST DECEMBER, 2019

	NOTE	ACTUAL CURRENT YEAR 2019 SAKI WEST LOCAL GOVT	ACTUAL CURRENT YEAR 2019 ASABARI LCDA	ACTUAL CURRENT YEAR 2019 WEWE LCDA	ACTUAL CURRENT YEAR 2019 TOTAL	Previous Year 2019	
Cash and Bank Balance	23	79,583,886.71	1,027,532.39	7,410,681.44	88,022,100.54	68,154,698.83	
Investment	24	950,952.00	0.00	0.00	950,952.00	950,952.00	0.00
Advances	25	310,187,885.23	0.00	0.00	310,187,885.23	206,536,697.58	0.00
Other Accounts	26	117,708,613.50	58,713,976.54	60,507,999.81	236,930,589.85	176,388,556.32	0.00
TOTAL ASSETS (a)		508,431,337.44	59,741,508.93	67,918,681.25	636,091,527.62	0.00	452,030,904.73
LIABILITIES							
Deposit	27	39,645,544.37	3,440,387.95	243,8931.26	45,524,863.58	35,247,621.67	35,247,621.67
Loans		0.00	0.00	0.00	0.00	0.00	0.00
TOTAL LIABILITIES (b)		39,645,544.37	3,440,387.95	243,8931.26	43,019,165.93	35,247,621.67	35,247,621.67
Net Assets (a - b)		0.00	0.00	0.00	0.00	416,783,283.06	416,783,283.06
NET ASSETS / EQUITY		468,785,793.07	56,301,120.98	65,479,749.99	590,566,664.04	416,783,283.06	
General Revenue Balance	28	468,785,793.07	56,301,120.98	65,479,749.99	590,566,664.04	416,783,283.06	416,783,283.06
Capital Gain		0.00	0.00	0.00	0.00	0.00	0.00
TOTAL NET ASSETS / EQUITY		468,785,793.07	56,301,120.98	65,479,749.99	590,566,664.04	416,783,283.06	416,783,283.06

The Notes to the Account of Saki West Local Government is an integral part of these 2019 Annual Financial Statements.

STATEMENT NO. 5

SAKI WEST LOCAL GOVERNMENT

STATEMENT OF CASH FLOW FOR THE YEAR ENDED 31ST DECEMBER, 2019

	ACTUAL CURRENT YEAR 2019 SAKI WEST LOCAL GOVT	ACTUAL CURRENT YEAR 2019 ASABARI LCDA	ACTUAL CURRENT YEAR 2019 WEWE LCDA	ACTUAL CURRENT YEAR 2019 TOTAL	ACTUAL PREVIOUS YEAR 2019 N
Cash flows from operating Activities:					
Share of FVAC	479,026,489.05	75,612,535.81	75,612,535.81	630,251,560.67	945,220,012.11
Share of VAT	272,668,003.71	0.00	0.00	272,668,003.71	514,966,906.03
Share of 10% State For	19,868,264.80	0.00	0.00	19,868,264.80	43,710,182.56
Tax Revenue	88,360.00	2,972.00	24,000.00	115,332.00	209,080.00
Non Tax Revenue	14,862,500.00	1,382,551.00	22,114,567.18	38,359,618.18	9,438,357.00
Investment Income	0.00	0.00	0.00	0.00	8,809,623.48
Aids and Grants / Bail Out:	125,000,000.00	0.00	0.00	125,000,000.00	0.00
(a) Excess Crude Oil	0.00	0.00	0.00	0.00	0.00
(b) Paris Club	16,212,504.08	0.00	0.00	16,212,504.08	
(c) Share of Stabilization	-	1,952,464.34	1,952,464.34	9,904,928.68	150,000,000.00
Miscellaneous Revenue (Expenditure Recovery)	3,889,691.51	-	664,650.00	4,554,341.51	96,356,654.54
Total Inflow from Operating Activities (a)	931,615,813.15	81,950,523.15	103,368,217.33	1,116,934,553.63	1,780,385,015.72
Personnel Emolument	(295,262,265.40)	0.00	0.00	(295,262,265.40)	(318,201,701.30)
Overhead Cost:	0.00	0.00	0.00	0.00	0.00
Severance Allowance of Ex-	0.00	0.00	0.00	0.00	(6,252,392.00)
(-) Education Services	(28,341,900.00)	(4,331,000.00)	(767,500.00)	(33,442,500.00)	(44,945,100.00)
(-) Transport Services (Works & Housing)	(11,489,877.07)	(908,000.00)	(2,915,700.00)	(15,313,577.07)	(20,046,868.00)
(-) Health Services & Environmental	(7,464,000.00)	(995,000.00)	(788,000.00)	(9,184,000.00)	(7,706,800.00)

Mining and Petrochemical Service	0.00	0.00	0.00	0.00	0.00
Agriculture	(862,000.00)	(125,000.00)	(740,000.00)	(1,727,000.00)	(4,680,150.00)
- Other of General Services	(33,111,595.00)	(8,226,651.00)	(7,888,033.70)	(49,226,279.70)	(89,257,374.69)
- Transfer to LCDA	(151,444,000.30)	-	-	(151,444,000.30)	(371,526,442.02)
Total Outflow from Operating Activities (b)	(527,917,737.77)	(14,585,651.00)	(13,096,233.70)	(555,599,622.47)	(862,616,918.01)
Net Cash flow / (Out flow) from Operating Activities (c = a-b)	403,698,075.38	67,364,872.15	90,271,983.63	561,334,931.16	917,768,097.71
Cash flow from Investing Activities:					
Purchase - Construction of Assets (Capital Projects)	(228,407,177.00)	(81,555,614.00)	(77,587,959.86)	(387,550,750.86)	901,115,859.44
Share of Stabilization	0.00	0.00	0.00	0.00	92,260,101.80
Purchase of Financial Instrument / Proceed form	0.00	0.00	0.00	0.00	-
Net Cash flow from Investing Activities (d)	(228,407,177.00)	(81,555,614.00)	(77,587,959.86)	(387,550,750.86)	901,115,859.44
Cash Flow from Financing Activities:					
Interest/Proceed form Loans and Other Borrowings	0.00	0.00	0.00	0.00	0.00
Dividend Received	0.00	0.00	0.00	0.00	0.00
Repayment of Loans	0.00	0.00	0.00	0.00	0.00
Net Cash Flow from Financing Activities (e)	0.00	0.00	0.00	0.00	0.00
Net Cash Flow from All Activities (e+d+c)	175,290,898.38	(14,190,741.85)	12,684,023.77	173,784,180.30	(16,616,238.27)
Cash and Cash Equivalent as at 1 st Jan.	293,494,894.69	70,491,862.83	52,795,726.22	416,782,483.74	492,426,347.27
Cash and Cash Equivalent as at 31 st Dec.	468,785,793.07	56,301,120.98	65,479,749.99	590,566,664.04	509,042,585.54

The accompany notes are an integral part of these statements.

STATEMENT NO. 6

SAKI WEST LOCAL GOVERNMENT

STATEMENT OF COMPARISON OF BUDGET AND ACTUAL

DETAILS	YEAR 2019				BUDGET 2019	VARIANCE	REMARK
	ACTUAL						
	SAKI	ASABARI	WEWE	TOTAL			
Share of E.A.A.C (Statutory)	479,026,489.05	75,612,535.81	75,612,535.81	630,251,560.67	520,000,000.00	110,251,560.67	
Share of V.A.I	272,668,003.71	0.00	0.00	272,668,003.71	500,000,000.00	(227,331,996.29)	
Share of 10% State IGR	19,868,264.80	0.00	0.00	19,868,264.80	40,000,000.00	(20,131,735.20)	
Share of Excess Crude Oil	125,000,000.00	0.00	0.00	125,000,000.00	400,000,000.00	(275,000,000.00)	
Independent Generated				0.00			
- Tax Revenue	88,360.00	2,972.00	24,000.00	115,332.00	1,200,000.00	(1,084,668.00)	
- Non Tax Revenue	14,862,500.00	1,382,551.00	22,114,567.18	38,359,618.18	113,700,000.00	(75,340,381.82)	
- Investment	0.00	0.00	0.00	0.00	5,000,000.00	(5,000,000.00)	
- Interest Earned	0.00	0.00	0.00	0.00	100,000.00	(100,000.00)	
Aid and Grants	16,212,564.08	4,952,464.34	4,952,464.34	26,117,432.76	0.00	26,117,432.76	
Miscellaneous Income	3,889,691.51	0.00	664,650.00	4,554,341.51	0.00	4,554,341.51	
TOTAL REVENUE	931,615,813.15	81,950,523.15	103,368,217.33	1,116,934,553.63	1,580,000,000.00	(463,065,446.37)	
Personnel Emolument	295,262,265.40	0.00	0.00	295,262,265.40	413,725,177.77	(118,462,912.37)	
General Administration	33,111,595.00	8,226,651.00	7,888,033.70	49,226,279.70	158,882,304.00	(109,656,024.30)	
Health and Environmental	7,404,000.00	995,000.00	785,000.00	9,184,000.00	63,484,920.70	(54,300,920.70)	
Works, Housing, Land &	11,489,877.07	908,000.00	2,915,700.00	15,313,577.07	66,505,738.00	(51,192,160.93)	
Community Development and	26,249,000.00	2,000,000.00	7,000,000.00	35,249,000.00	100,195,000.00	(66,752,500.00)	
Agricultural and Natural	862,000.00	125,000.00	740,000.00	1,727,000.00	22,150,000.00	(20,423,000.00)	
Transfer to LCDA	151,444,000.30	0.00	0.00	151,444,000.30	0.00	(151,444,000.30)	
Capital Project	228,407,177.00	81,555,614.00	77,587,959.86	387,550,750.86	755,056,859.53	(367,506,108.67)	
TOTAL EXPENDITURE	756,324,914.77	96,141,265.00	90,684,193.56	943,150,373.33	1,580,000,000.00	636,849,626.67	
Surplus / (Deficit)	175,290,898.38	(14,190,741.85)	12,684,023.77	173,784,180.30	0.00	173,784,180.30	

STATEMENT NO. 7

NOTES TO THE FINANCIAL STATEMENTS

The notes should include a section stating clearly the accounting policies adopted in the preparation of the Financial Statements. These should be arranged as follows:

- Statement of compliance with any known standards;
- Statement of accounting policies applied.

Basis of Accounting

The accounts are prepared under the IPSAS Accrual Accounting basis. There are no adjustments made to reflect the impact of specific price charges or changes in the general level of prices on the financial statements.

Presentation of the Financial Statements

Details of General Revenue Balances are disclosed by way of notes in the financial statements of the Local Government.

Investments

Investments that are not written off in the year of acquisition are stated at the cost ruling at the statement of affairs date. Gain or loss arising on transactions is either realized as investment income from the date of acquisition, credited when received.

- **Stocks**

- Stocks have not been valued as they are expensed in the year of purchase under the cash basis of accounting.

Cash and Cash Equivalents

This is an expanded definition of cash to include some investments where the date of maturity is three months or less from the date of acquisition.

NOTE 1: STATEMENT OF COMPLIANCE

The Financial Statements are prepared in compliance with the provisions of the Finance Control and Management Act 1958 as amended and Generally Accepted Accounting Practice (GAAP).

NOTE 2: BASIS OF ACCOUNTING

The Financial Statements are prepared using IPSAS Accrual basis.

NOTE 3: SHARE OF FAAC STATUTORY ALLOCATION

ECONOMIC CODE	MONTH	REVENUE DETAILS	SAKIWEST	ASABARI	WEWE	TOTAL	BUDGET 2019
11010101	Jan. 2019	Share of FAAC	35,788,594.20	14,233,494.13	14,233,494.13	64,255,582.46	
	Feb. 2019	Share of FAAC	58,798,820.25	21,300,444.26	21,300,444.26	101,399,708.77	
	Mar. 2019	Share of FAAC	53,472,179.78	20,903,776.36	20,903,776.36	95,280,032.50	
	April 2019	Share of FAAC	31,500,401.28	8,109,745.04	8,109,745.04	47,719,891.36	
	May, 2019	Share of FAAC	21,077,109.86	6,222,076.02	6,222,076.02	33,521,261.90	
	June, 2019	Share of FAAC	73,526,704.96	0.00	0.00	73,526,704.96	
	July, 2019	Share of FAAC	31,268,571.64	920,000.00	920,000.00	33,108,571.64	
	August, 2019	Share of FAAC	33,211,323.05	855,000.00	855,000.00	34,921,323.05	
	Sept. 2019	Share of FAAC	32,572,082.78	876,000.00	876,000.00	34,324,082.78	
	Oct. 2019	Share of FAAC	32,059,087.59	1,312,000.00	1,312,000.00	34,683,087.59	
	Nov, 2019	Share of FAAC	30,440,518.28	0.00	0.00	30,440,518.28	
	Dec. 2019	Share of FAAC	15,301,795.38	880,000.00	880,000.00	47,061,795.38	
		TOTAL	479,026,489.05	75,612,535.81	75,612,535.81	630,251,560.67	520,000,000.00

NOTE 4: SHARE OF VAT

ECONOMIC CODE	MONTH	REVENUE DETAILS	SAKIWEST	ASABARI	WEWE	TOTAL	BUDGET 2019
						N	N
11010201	Jan.	Share of VAT	50,640,583.43	0.00	0.00	50,640,583.43	0.00
	Feb.	Share of VAT	52,888,622.96	0.00	0.00	52,888,622.96	0.00
	March	Share of VAT	56,734,239.51	0.00	0.00	56,734,239.51	0.00
	April	Share of VAT	50,835,358.75	0.00	0.00	50,835,358.75	0.00
	May	Share of VAT	48,249,199.06	0.00	0.00	48,249,199.06	0.00
	June	Share of VAT	0.00	0.00	0.00	0.00	0.00
	July	Share of VAT	0.00	0.00	0.00	0.00	0.00
	August	Share of VAT	0.00	0.00	0.00	0.00	0.00
	Sept.	Share of VAT	0.00	0.00	0.00	0.00	0.00
	Oct.	Share of VAT	0.00	0.00	0.00	0.00	0.00
	Nov.	Share of VAT	13,320,000.00	0.00	0.00	13,320,000.00	0.00
	Dec.	Share of VAT	0.00	0.00	0.00	0.00	0.00
		TOTAL	272,668,003.71	0.00	0.00	272,668,003.71	500,000,000.00

NOTE 5: 10% STATE IGR

ECONOMIC CODE	MONTH	REVENUE DETAILS	SAKI WEST	ASABARI	WEWE	TOTAL	BUDGET 2019
						N	N
11010401	Jan, 2019	10% State IGR	3,973,652.96	0.00	0.00	3,973,652.96	0.00
	Feb, 2019	10% State IGR	3,973,652.96	0.00	0.00	3,973,652.96	0.00
	March, 2019	10% State IGR	3,973,652.96	0.00	0.00	3,973,652.96	0.00
	April, 2019	10% State IGR	3,973,652.96	0.00	0.00	3,973,652.96	0.00
	May, 2019	10% State IGR	3,973,652.96	0.00	0.00	3,973,652.96	0.00
	June, 2019	10% State IGR	0.00	0.00	0.00	0.00	0.00
	July, 2019	10% State IGR	0.00	0.00	0.00	0.00	0.00
	August, 2019	10% State IGR	0.00	0.00	0.00	0.00	0.00
	Sept, 2019	10% State IGR	0.00	0.00	0.00	0.00	0.00
	Oct, 2019	10% State IGR	0.00	0.00	0.00	0.00	0.00
	Nov, 2019	10% State IGR	0.00	0.00	0.00	0.00	0.00
	Dec, 2019	10% State IGR	0.00	0.00	0.00	0.00	0.00
		TOTAL	19,868,264.80	-	-	19,868,264.80	400,000,000.00

NOTE 6: EXCESS CREDIT

MONTH	REVENUE DETAILS	SAKI WEST	ASABARI	WEWE	ACTUAL TOTAL 2019	BUDGET 2019
Jan. 2019		0.00	0.00	0.00	0.00	0.00
Feb. 2019		0.00	0.00	0.00	0.00	0.00
March. 2019		75,000,000.00	0.00	0.00	75,000,000.00	0.00
April. 2019		0.00	0.00	0.00	0.00	0.00
May. 2019		50,000,000.00	0.00	0.00	50,000,000.00	0.00
June. 2019		0.00	0.00	0.00	0.00	0.00
July. 2019		0.00	0.00	0.00	0.00	0.00
August. 2019		0.00	0.00	0.00	0.00	0.00
Sept. 2019		0.00	0.00	0.00	0.00	0.00
Oct. 2019		0.00	0.00	0.00	0.00	0.00
Nov. 2019		0.00	0.00	0.00	0.00	0.00
Dec. 2019		0.00	0.00	0.00	0.00	0.00
TOTAL		125,000,000.00	-	-	125,000,000.00	100,000,000.00

NOTE 7: TAX REVENUE

ADMINISTRATIVE CODE	ECONOMIC CODE	REVENUE DETAILS	ACTUAL CURRENT YEAR 2019 SAKI WEST LOCAL GOVT	ACTUAL CURRENT YEAR 2019 ASABARI LCDA	ACTUAL CURRENT YEAR 2019 WEWE LCDA	ACTUAL TOTAL CURRENT YEAR 2019	APPROVED BUDGET CURRENT YEAR N
	12010101	Community Development/Poll	88,360.00	2,972.00	24,000.00	115,332.00	1,000,000.00
	12010102	Arrear Community/Poll	-	-	-	-	200,000.00
		TOTAL TAX REVENUE	88,360.00	2,972.00	24,000.00	115,332.00	1,200,000.00

NOTE 8: NON TAX REVENUE

ADMINISTRATIVE CODE	ECONOMIC CODE	REVENUE DETAILS	ACTUAL CURRENT YEAR TOTAL	APPROVED BUDGET N	ACTUAL CURRENT YEAR 2019 SAKI WEST LOCAL GOVT	ACTUAL CURRENT YEAR ASABARI LCDA	ACTUAL CURRENT YEAR WIWE LCDA
	120203	Licences - General	4,444,870.00	20,100,000.00	2,940,640.00	1,128,230.00	376,000.00
	120204	Fees - General	9,707,911.00	24,417,738.50	8,593,490.00	176,421.00	938,000.00
	120205	Fines - General	34,910.00	100,000.00	34,910.00		
	120206	Sales - General	1,236,550.00	26,882,262.00	783,000.00		453,550.00
	120207	Earnings - General	58,200.00	6,200,000.00	13,100.00	45,100.00	
	120208	Rent of Government Buildings - General	1,860,860.00	3,000,000.00	1,828,060.00	32800	
	120209	Rent of Land and Others - General	21,104,177.18	33,000,000.00	757,660.00		20,346,517.18
	120210	Repayments - General	-				
		TOTAL NON TAX REVENUE	38,447,478.18	113,700,000.50	14,950,860.00	1,382,551.00	22,114,067.18

DETAILS OF NON TAX REVENUE:
(a) LICENCE GENERAL

ADMINISTRATIVE CODE	ECONOMIC CODE	REVENUE DETAILS	ACTUAL CURRENT YEAR 2019 SAKIWEST LOCAL GOVT	ACTUAL CURRENT YEAR 2019 ASABARI LCDA	ACTUAL CURRENT YEAR 2019 WEWE LCDA	ACTUAL CURRENT YEAR 2019 TOTAL	APPROVED BUDGET CURRENT YEAR 2019 S
	12020105	Radio Television Licence	44,640.00	10,480.00	16,000.00	71,120.00	200,000.00
	12020109	Registration of Voluntary Org	100,000.00	0.00	0.00	100,000.00	500,000.00
	12020111	Bake House Licence	0.00	0.00	0.00	0.00	0.00
	12020112	Bicycles Licence & Hire Permit	0.00	0.00	0.00	0.00	0.00
	12020113	Brick Making e.t.c Licence	0.00	0.00	0.00	0.00	0.00
	12020116	Cattle Dealer Licences	1,000.00	0.00	0.00	1,000.00	400,000.00
	12020120	Hawker's / Squatters Permit	65,000.00	0.00	0.00	65,000.00	2,000,000.00
	12020124	Abattoir / Slaughter Licences	60,000.00	0.00	70,000.00	60,000.00	1,000,000.00
	12020126	Tractor Hiring Services	0.00	0.00	0.00	70,000.00	6,000,000.00
	12020130	Cinematograph Licences	0.00	0.00	5,500.00	0.00	0.00
	12020131	Liquor Licences	72,000.00	45,000.00	280,000.00	122,500.00	1,000,000.00
	12020132	Motoreycle Licences	2,548,000.00	589,750.00	5,000.00	3,417,750.00	8,000,000.00
	12020137	Trade Permit Licences	50,000.00	483,000.00	0.00	538,000.00	1,000,000.00
	12020146	Gas Reg. Licences	0.00	0.00	0.00	0.00	0.00
	12020167	Other Registrations (Quarry, Artisans)	0.00	0.00	0.00	0.00	0.00
		TOTAL LICENCES - GENERAL	2,940,640.00	1,128,230.00	376,500.00	4,445,370.00	20,100,000.00

(b) FEES - GENERAL

ADMINISTRATIVE CODE	ECONOMIC CODE	REVENUE DETAILS	ACTUAL CURRENT YEAR SAKI WEST LOCAL GOVT	ACTUAL CURRENT YEAR ASABARI LCDA	ACTUAL CURRENT YEAR 2019 WEWI LCDA	ACTUAL CURRENT YEAR TOTAL	APPROVED BUDGET CURRENT YEAR 2019
	12020417	Contractor Registration Fees	915,000.00		190,000.00	1,105,000.00	2,000,000.00
	12020418	Marriage / Divorce Fees					
	12020426	Court Summons Fees					
	12020436	Bill Board Advert Fees					
	12020437	Deed Preparation / Registration Fees					
	12020438	Survey / Planning / Building Fees	450,000.00			450,000.00	3,000,000.00
	12020441	Laboratory Fees					
	12020443	Birth and Death Registration Fees	79,200.00	2,400.00		81,600.00	500,000.00
	12020444	Burial Fees					
	12020445	Change of Ownership Fees					200,000.00
	12020448	Development Levies	168,300.00	18,900.00		187,200.00	200,000.00
	12020454	Parking Fees	6,490.00			6,490.00	100,000.00
	12020458	Form Fees	78,000.00		354,000.00	382,000.00	400,000.00
	12020464	Registration of Documents					
	12020466	Indigeneship Registration Fees					5,000,000.00
	12020459	Right of Occupancy Fees					
	13020460	Building Plan Approval					
	13020461	Title Transfer Fees					5,217,738.00
	12020476	Certificate of Indigene Ship					
	13020480	Renewal Fees					

	12020481	Plot Allocation & Layout Fees	4,187,800.00			4,187,800.00	8,269,000.00
	12020486	Customary Court Probate Fees		3,621.00		3,621.00	1,000,000.00
	12020491	Motor Park Fees			50,000.00	50,000.00	1,100,000.00
	12020493	Street Naming Fees	302,500.00			302,500.00	700,000.00
	12020494	Identification and Oath Fees	2,156,500.00	17,500.00	344,000.00	2,548,000.00	0.00
	12020427	Ten Fees	0.00	0.00	0.00	0.00	0.00
	12020492	Squatter Fees	0.00	104,000.00		104,000.00	0
	12020495	Other Forms	0.00	0.00	0.00	0.00	0.00
	12020453	Admin. Fees Charges	0.00	0.00	0.00	0.00	0.00
		TOTAL FEES GENERAL	8,593,490.00	176,421.00	938,000.00	9,707,911.00	24,417,738.00

(c) FINES - GENERAL

ADMINISTRATIVE CODE	ECONOMIC CODE	REVENUE DETAILS	ACTUAL CURRENT YEAR 2019 SAKI WEST LOCAL GOVT	ACTUAL CURRENT YEAR 2019 ASABARI LCDA	ACTUAL CURRENT YEAR 2019 WEWE LCDA	ACTUAL CURRENT YEAR 2019 TOTAL	APPROVED BUDGET CURRENT YEAR 2019
	12020501	Court Fines		34,910.00	-	3,419.00	100,000.00
	12020505	Fines for Contravention of Environmental Laws	0.00	0.00	0.00	0.00	0.00
		TOTAL FINES GENERAL	0.00	34,910.00	0.00	3,419.00	100,000.00

(d) SALES - GENERAL

ADMINISTRATIVE CODE	ECONOMIC CODE	REVENUE DETAILS	ACTUAL CURRENT YEAR 2019 SAKI WEST LOCAL GOVT	ACTUAL CURRENT YEAR 2019 ASABARI LCDA	ACTUAL CURRENT YEAR 2019 WEWE LCDA	ACTUAL CURRENT YEAR 2019 TOTAL	APPROVED BUDGET CURRENT YEAR 2019
	12020628	Sales of Tractor and Implement	0.00	0.00	0.00	0.00	16,882,262.50
	12020604	Proceed from Sales of Farm Product	0.00	0.00	0.00	0.00	0.00
	12020609	Proceed from Sales of Farm Product	335,000.00	0.00	93,800.00	428,800.00	0.00
	12020612	Proceed from Sales of Drugs & Medical	0.00	0.00	0.00	0.00	0.00
	12020617	Proceed from Sales of Poultry Animal	119,000.00	0.00	250,750.00	369,750.00	10,000,000.00
		TOTAL SALES - GENERAL	783,000.00	0.00	453,550.00	1,236,550.00	26,882,262.50

(c) EARNINGS- GENERAL

ADMINISTRATIVE CODE	ECONOMIC CODE	REVENUE DETAILS	ACTUAL CURRENT YEAR 2019 SAKI WEST LOCAL GOVT	ACTUAL CURRENT YEAR 2019 ASABARI LCDA	ACTUAL CURRENT YEAR 2019 WEWE LCDA	ACTUAL CURRENT YEAR 2019 TOTAL	APPROVED BUDGET CURRENT YEAR 2019
	12020702	Earnings From Test & Other Services	0.00	0.00	0.00	0.00	0.00
	12020703	Earnings from Hiring of Plant & Equipment	0.00	0.00	0.00	0.00	0.00
	12020707	Earnings from Medical Services	13,100.00	45,100.00	0.00	58,200.00	1,000,000.00
	12020708	Earnings from Agricultural Produce	0.00	0.00	0.00	0.00	5,000,000.00
	12020711	Earnings from Comm. Activities	0.00	0.00	0.00	0.00	0.00
	12020732	Earnings from Drilling of Borehole	0.00	0.00	0.00	0.00	0.00
	12020720	Earning from Guest House	0.00	0.00	0.00	0.00	200,000.00
		TOTAL EARNINGS – GENERAL	13,100.00	45,100.00	0.00	58,200.00	6,200,000.00

(d) RENT ON LOCAL GOVERNMENT BUILDINGS – GENERAL

ADMINISTRATIVE CODE	ECONOMIC CODE	REVENUE DETAILS	ACTUAL CURRENT YEAR 2019 SAKI WEST LOCAL GOVT	ACTUAL CURRENT YEAR 2019 ASABARI LCDA	ACTUAL CURRENT YEAR 2019 WEWE LCDA	ACTUAL CURRENT YEAR 2019 TOTAL	APPROVED BUDGET CURRENT YEAR 2019
	12020801	Rent on Local Govt. Quarters	07,300.00	02,800.00	0.00	70,300.00	100,000.00
	12020806	Rent on Shops	1,790,560.00	0.00	0.00	1,790,560.00	2,900,000.00
		TOTAL RENT ON LOCAL GOVT. BUILDINGS	1,828,060.00	32,800.00	0.00	1,860,860.00	3,000,000.00

(g) RENT ON LAND & OTHERS - GENERAL

ADMINISTRATIVE CODE	ECONOMIC CODE	REVENUE DETAILS	ACTUAL CURRENT YEAR 2019 SAKIWEST LOCAL GOVT	ACTUAL CURRENT YEAR 2019 ASABARI LCDA	ACTUAL CURRENT YEAR 2019 WEWE LCDA	ACTUAL CURRENT YEAR 2019 TOTAL	APPROVED BUDGET CURRENT YEAR 2019
	12030901	Rent on Govt Land	-	-	-	-	-
	12030904	Rent on Plot & Sites Services Programme	757,660.00	0.00	20,346,517.18	21,104,177.18	33,000,000.00
		TOTAL RENTS ON LAND & OTHERS - GENERAL	757,660.00	0.00	20,346,517.18	21,104,177.18	33,000,000.00

(h) REPAYMENTS - GENERAL

ADMINISTRATIVE CODE	ECONOMIC CODE	REVENUE DETAILS	APPROVED BUDGET CURRENT YEAR 2019 N	ACTUAL CURRENT YEAR 2019 N
	12021006	Refunds / Expenditure Recovery	-	-
		TOTAL REPAYMENTS - GENERAL	-	-

NOTE 9: INVESTMENT INCOMES

ADMINISTRATIVE CODE	ECONOMIC CODE	REVENUE DETAILS	ACTUAL CURRENT YEAR 2019 SAKIWEST LOCAL GOVT	ACTUAL CURRENT YEAR 2019 ASABARI UCDA	ACTUAL CURRENT YEAR 2019 WEWE UCDA	ACTUAL CURRENT YEAR 2019 TOTAL	APPROVED BUDGET CURRENT YEAR 2019
	12021105	Other Investment Income (Treasury Bill)					5,000,000.00
		TOTAL INVESTMENT INCOME					5,000,000.00

NOTE 10: INTEREST EARNED

ADMINISTRATIVE CODE	ECONOMIC CODE	REVENUE DETAILS	APPROVED BUDGET CURRENT YEAR 2019 N	ACTUAL CURRENT YEAR 2019 N
	12021201	Motor Vehicle Advance	100,000.00	0.00
	12021203	Refurbishing Loan	0.00	0.00
		TOTAL INTEREST	100,000.00	0.00

NOTE 12: MISCELLANEOUS REVENUE (EXPENDITURE RECOVERY)

REVENUE DETAILS		N
PV.02 March	District Tax Office	1,099,871.20
PV.13 April	Sam Mojuyinola Timoth	150,000.00
PV.96 April	Engn. T. Dada A.	320,000.00
PV.26 May	Engn. Ajobade T. A.	940,000.00
PV.81 May	Shutu	1,000,000.00
PV.91 May	Akinade Amos A.	107,899.40
PV.92 May	Wewe UCDA	6,000.00
PV.11 August	Avadokun Musat	16,000.00
PV.17 December	Agboola Olufemi	20,000.00
PV.88 December	Nigeria Union of Pension, Oyo State	50,045.90
PV.80 October	Allh. Rasheed Babatunde	5,402.48
PV.81/October	Isarah Oluwaseun Jacob	60,000.00
PV.74/September	Rasheed Oke	25,237.88
PV.75/September	Azeez Sulaiman	22,000.00
PV.76/September	Jacob Israh O.	31,231.65
PV.77/September	Yimusa Sarafadeen	35,000.00
TOTAL MISCELLANEOUS REVENUE		3,888,691.51

WEWE		
TOTAL		664,650.00
ASABARI		
NIL		0.00
GRAND TOTAL		664,650.00

NOTE: 12

SHARE OF STABILIZATION

S/N	MONTH 2019	WEWE	ASABARI	TOTAL
1	January			
2	February	1,763,964.61	1,763,964.61	3,527,929.22
3	March	1,604,174.39	1,604,174.39	3,208,348.78
4	April	945,012.04	945,012.04	1,890,024.08
5	May	639,313.30	639,313.30	1,278,626.60
		4,952,464.34	4,952,464.34	9,904,928.68

NOTE: 20

TRANSFER OF FAC TO LCDA 2019

S/N	MONTH 2019	WEWE	ASABARI	TOTAL
1	January	14,233,494.13	14,233,494.13	28,466,988.26
2	February	21,300,444.26	21,300,444.26	42,600,888.52
3	March	10,000,000.00	10,000,000.00	20,000,000.00
4	March	10,903,776.36	10,903,776.36	21,807,552.72
5	April	8,109,745.04	8,109,745.04	16,219,490.08
6	May	6,222,076.02	6,222,076.02	12,444,152.04
		70,769,535.81	70,769,535.81	141,539,071.62
	STABILIZATION	4,952,464.34	4,952,464.34	9,904,928.68
		75,722,000.15	75,722,000.15	151,444,000.30
	TOTAL	151,444,000.30		

PENSION ADVANCE FOR THE YEAR 2019

S/N	MONTH	
1	January	4,368,971.32
2	February	4,378,971.32
3	March	4,389,876.34
4	April	3,961,136.78
5	May	3,961,136.78
6	June	0.00
7	July	4447044.98
8	August	8,592,763.81
9	September	4,020,836.98
10	October	4,034,929.77
11	November	4,165,940.31
12	Decemebr	5,004,499.58
		51,326,107.97

Less Reimbursement	
July	1,154,959.94
October	1173531.79
	2,328,491.73

Balance	48,997,616.24
---------	---------------

NOTE 26

ANALYSIS OF OTHER ACCOUNT OF SAKI WEST

Balance as at 31st Decemebr, 2018:

A. UBA (Stabilization Account)	7,116,182.48
B. Unity Bank (Fixed Deposit)	65,533,918.58
Total	72,680,101.06
C. Skye Bank (IGR) (Fixed Deposit)	30,000,000.00
	102,680,101.06

Add:

Transfer during the year:

A. UBA (Stabilization Account)	8,011,496.22
B. Unity Bank (Fixed Deposit)	0.00
C. Skye Bank (IGR) (Fixed Deposit)	0.00

Add:

Accrued Intetest during the Year:

A. UBA: Monthly Interest	524,474.89	
less charges	(5,260.49)	471,794.40
B. Unity Bank: Quarterly Int	4,899,981.61	4,246,614.77
less charges	(653,366.84)	5,226,934.85
C. Skye Bank (IGR) Monthl	2,298,607.05	
less charges	0.00	2,298,607.05
		7,017,016.22

LESS WITHDRAWAL DURING THE YEAR

A. UBA (Stabilization Account)	0.00
B. Unity Bank (Fixed Deposit)	0.00
C. Skye Bank (IGR) (Fixed I	0.00

BALANCE AS AT 31ST DECEMBER, 2019

A. UBA (Stabilization Account)	15,629,473.04
B. Unity Bank (Fixed Deposit)	69,780,533.41
C. Skye Bank (IGR) (Fixed Deposit)	32,298,607.05
GRAND TOTAL	117,708,613.50

NOTE 13: PERSONNEL EXPENDITURE

ADMINISTRATIVE CODE	EXPENDITURE DETAILS	APPROVED BUDGET CURRENT YEAR 2019 N	ACTUAL CURRENT YEAR 2019 N
11100100100	Office of the Chairman	30 035,561 99	7 393,961 25
11118300100	Internal Audit	3 600,987 88	3 315,114 70
11100300100	Office of the Secretary	11 870,699 52	0
11200100100	The Council	35,200,000 77	13 077,800 67
12800100100	Administration and General Services	53 896,413 99	42 512,152 27
22000400100	Finance and Supplies	44 203 116 67	28 435,682 88
85100300100	Community Development & Culture (Education)	37,073,688 37	36 838,433 14
82100100100	Primary Health Care	99 459,297 63	99 128,933 67
21500100100	Agricultural and Natural Resources	22 818,285 85	11 775,995 45
23400100100	Work, Housing, Land & Survey	41 468,667 95	31,177,552 83
22000300100	Budget, Planning, Research and Statistics	8 990,775 94	2 664,420 06
53800100100	Environmental Health Services	17 469,034 96	18 252,908 69
12500100100	Head of Local Government Administration	7,641 652 88	6 689,339 80
	TOTAL	413,725,177,77	295,262,265,40

DETAILS OF PERSONNEL EXPENDITURE:

(a) OFFICE OF THE CHAIRMAN

ADMINISTRATIVE CODE	ECONOMIC CODE	PERSONNEL EXP. DETAILS	APPROVED BUDGET CURRENT YEAR 2019 N	ACTUAL CURRENT YEAR 2019 N
	21010103	CRF - Salaries	30,035,561.99	7,393,961.25
	21030101			
		TOTAL	30,035,561.99	7,393,961.25

(b) INTERNAL AUDIT

ADMINISTRATIVE CODE	ECONOMIC CODE	PERSONNEL EXP. DETAILS	APPROVED BUDGET N	ACTUAL CURRENT YEAR N
11118300101	21010101	Salaries	3,500,000.00	3,315,114.70
	21020102	Leave Allowances	100,987.55	-
		TOTAL	3,600,987.55	3,315,114.70

(c) OFFICE OF THE SECRETARY

ADMINISTRATIVE CODE	ECONOMIC CODE	PERSONNEL EXP. DETAILS	APPROVED BUDGET N	ACTUAL CURRENT YEAR N
11101300100	21010103	CRF - Salaries	11,500,000.00	0.00
	21020101	Non Regular Allowances (c9)	370,699.52	0.00
		TOTAL	11,870,699.52	0.00

(d) OFFICE OF THE COUNCIL

ADMINISTRATIVE CODE	ECONOMIC CODE	PERSONNEL EXP. DETAILS	APPROVED BUDGET N	ACTUAL CURRENT YEAR N
11200100100	21010103	CRF - Salaries	35,200,000.77	13,077,800.67
	21020101	Non Regular Allowances (eg) Severance	0.00	0.00
		TOTAL	35,200,000.77	13,077,800.67

(e) ADMIN AND GENERAL SERVICES

ADMINISTRATIVE CODE	ECONOMIC CODE	PERSONNEL EXP. DETAILS	APPROVED BUDGET CURRENT YEAR 2019 N	ACTUAL CURRENT YEAR 2019 N
12500100100	21010101	Salaries	53,896,413.99	42,512,152.27
	21020102	Leave Allowances	0.00	0.00
	21010102	Overtime Payments	0	0
		TOTAL	53,896,413.99	42,512,152.27

(f) FINANCE AND SUPPLIES

ADMINISTRATIVE CODE	ECONOMIC CODE	PERSONNEL EXP. DETAILS	APPROVED BUDGET CURRENT YEAR 2019 N	ACTUAL CURRENT YEAR 2019 N
22000100100	21010101	Salaries	44,203,110.67	25,435,652.88
	21020102	Leave Allowances	0.00	0.00
		TOTAL	44,203,110.67	25,435,652.88

(c) COMMUNITY DEVELOPMENT & CULTURE (EDUCATION & SOCIAL SERVICES)

ADMINISTRATIVE CODE	ECONOMIC CODE	PERSONNEL EXP. DETAILS	APPROVED BUDGET CURRENT YEAR 2019 N	ACTUAL CURRENT YEAR 2019 N
53100100100	21010101	Salaries	37,073,688.37	36,838,433.14
	21020101	Leave Allowances	0.00	0.00
		TOTAL	37,073,688.37	36,838,433.14

(b) PRIMARY HEALTH CARE

ADMINISTRATIVE CODE	ECONOMIC CODE	PERSONNEL EXP. DETAILS	APPROVED BUDGET CURRENT YEAR 2019 N	ACTUAL CURRENT YEAR 2019 N
52100100100	21010101	Salaries	99,459,297.63	99,128,933.67
	21020101	Leave Allowances		-
		TOTAL	99,459,297.63	99,128,933.67

(i) AGRIC & NATURAL RESOURCES

ADMINISTRATIVE CODE	ECONOMIC CODE	PERSONNEL EXP. DETAILS	APPROVED BUDGET CURRENT YEAR 2019 N	ACTUAL CURRENT YEAR 2019 N
21500100100	21010101	Salaries	22,815,285.85	11,775,995.45
	21020101	Leave Allowances		0.00
		TOTAL	22,815,285.85	11,775,995.45

(j) WORKS, HOUSING, LAND & SURVEY

ADMINISTRATIVE CODE	ECONOMIC CODE	PERSONNEL EXP. DETAILS	APPROVED BUDGET CURRENT YEAR 2019 N	ACTUAL CURRENT YEAR 2019 N
23300100100	21010101	Salaries	41,468,667.92	31,177,552.82
	21020102	Leave Allowances	0.00	0.00
		TOTAL	41,468,667.92	31,177,552.82

(k) BUDGET, PLANNING, RESEARCH AND STATISTICS

ADMINISTRATIVE CODE	ECONOMIC CODE	PERSONNEL EXP. DETAILS	APPROVED BUDGET CURRENT YEAR 2019 N	ACTUAL CURRENT YEAR 2019 N
22000300100	21010101	Salaries	8,990,775.44	2,664,420.06
	21020102	Leave Allowances		
		TOTAL	8,990,775.44	2,664,420.06

(l) ENVIRONMENTAL HEALTH SERVICES

ADMINISTRATIVE CODE	ECONOMIC CODE	PERSONNEL EXP. DETAILS	APPROVED BUDGET CURRENT YEAR 2019 N	ACTUAL CURRENT YEAR 2019 N
33500100100	21010101	Salaries	17,469,034.96	15,252,908.69
	21020102	Leave Allowances		
		TOTAL	17,469,034.96	15,252,908.69

(66) HEAD OF LOCAL GOVERNMENT ADMINISTRATION

ADMINISTRATIVE CODE	ECONOMIC CODE	PERSONNEL EXP. DETAILS	APPROVED BUDGET CURRENT YEAR 2019 N	ACTUAL CURRENT YEAR 2019 N
17800100100	21010101	Salaries	7,641,654.38	6,689,339.80
	21020102	Leave Allowances		
		TOTAL	7,641,654.38	6,689,339.80

OVER HEAD EXPENDITURE:

NOTE 14: GENERAL ADMINISTRATION

ADMINISTRATIVE CODE	ECONOMIC CODE	REVENUE DETAILS	ACTUAL CURRENT YEAR 2019 SAKI WEST LOCAL GOVT	ACTUAL CURRENT YEAR 2019 ASABARI LCDA	ACTUAL CURRENT YEAR 2019 WEWE LCDA	ACTUAL CURRENT YEAR 2019 TOTAL	APPROVED BUDGET CURRENT YEAR 2019
11100100100		Office of the Chairman	15,117,140.00	1,600,500.00	1,064,886.80	17,782,526.80	51,379,788.00
1118500101		Internal Audit	860,400.00	209900	239,000.00	1,308,400.00	3,720,000.00
11100500100		Office of the Secretary	0.00	0.00	0.00	0.00	5,180,000.00
11200100100		The Council	1,065,000.00	0.00	1,000,000.00	2,065,000.00	2,800,000.00
12500100100		Administration and General Services	7,303,200.00	4,915,000.00	3,197,500.00	15,415,500.00	49,088,438.00
22000100100		Finance and Supplies	7,968,155.00	1,377,151.00	1,739,346.90	11,084,652.90	25,289,805.00
22000300100		Budget, Planning, Research and Statistics	238,700.00	125,000.00	139,000.00	502,700.00	8,500,711.00
		Head of Local Government Administration	559,000.00	0.00	508,500.00	1,067,500.00	12,923,562.00
			33,111,595.00	8,226,651.00	7,888,033.70	49,226,279.70	158,882,304.00

(a) OFFICE OF THE CHAIRMAN

ADMINISTRATIVE CODE	ECONOMIC CODE	REVENUE DETAILS	ACTUAL CURRENT YEAR SAKI WEST LOCAL GOVT	ACTUAL CURRENT YEAR ASABARI LCDA	ACTUAL CURRENT YEAR 2019 WLEW LCDA	ACTUAL CURRENT YEAR TOTAL	APPROVED BUDGET CURRENT YEAR 2019
11100100100	22020101	Local Travel & Transport	0	400,000.00	0	400,000.00	1,000,000.00
	22020102	Local Travel & Transport Others	280,100.00	228,000.00	302,100.00	810,200.00	2,000,000.00
	22020301	Office Stationeries Computer	210,000.00	50000	0	260,000.00	700,000.00
	22020401	Maintenance of Motor	1,138,000.00	675,000.00	54,786.80	1,867,786.80	10,000,000.00
	22020402	Maintenance of Office Furniture	180,000.00	0.00	80,000.00	260,000.00	1,500,000.00
	22020403	Maintenance of Office Building /	0.00	0.00	0.00	0.00	0.00
	22020409	Up Keep all	4,302,000.00	0.00	0.00	4,302,000.00	9,000,000.00
	22020407	Imprest	1,425,000.00	0.00	0.00	1,425,000.00	2,880,000.00
	22020601	C/M Security	200,000.00	0.00	0.00	200,000.00	1,500,000.00
	22020604	Security Vote (Including	5,191,000.00	0.00	160,000.00	5,351,000.00	6,499,188.00
	22020703	Legal Services	0.00	0.00	0.00	0.00	0.00
	22020801	Motor Vehicle Fuel	0.00	0.00	0.00	0.00	0.00
	22020405	Maintenance of Plant and Generator	0.00	0	93,000.00	93,000.00	100,000.00
	22021001	Refreshment and Meals	1,457,000.00	247,500.00	125,000.00	1,829,500.00	3,200,600.00
	22021007	Stipend Package	72,100.00	0.00	1,000,000.00	1,074,100.00	1,000,000.00
	22040109	Grants to Comm NGOs/CD	0.00	0.00	0	0.00	0.00
	22021009	Election Logistic	0.00	0.00	0.00	0.00	3,000,000.00
		TOTAL	15,117,140.00	1,600,500.00	1,064,886.80	17,782,526.80	51,379,788.00

(b) INTERNAL AUDIT

ADMINISTRATIVE CODE	ECONOMIC CODE	REVENUE DETAILS	ACTUAL CURRENT YEAR SAKI WEST LOCAL GOVT	ACTUAL CURRENT YEAR ASABARI LCDA	ACTUAL CURRENT YEAR 2019 WIVE LCDA	ACTUAL CURRENT YEAR TOTAL	APPROVED BUDGET CURRENT YEAR 2019
11118300101	22020102	Local Travel & Transport - Others	81,400.00	109,000.00	32,000.00	222,400.00	900,000.00
	22020301	Office Stationeries / Computer	0.00	0.00	0.00	0.00	300,000.00
	22020401	Maintenance of Motor	569,000.00	0.00	107,000.00	107,000.00	600,000.00
	22020402	Maintenance of Office Furniture	110,000.00	0.00	0.00	569,000.00	600,000.00
	22020403	Maintenance of Office Building / Residential Quarters	100,000.00	0.00	0.00	110,000.00	300,000.00
	22020404	Maintenance of Office and IT	0.00	0.00	0.00	100,000.00	200,000.00
	22020406	Other Maintenance Services	0.00	0.00	0.00	0.00	0.00
	22020501	Local Training	0.00	0.00	0.00	0.00	0.00
	22020801	Motor Vehicle Fuel Cost	0.00	0.00	0.00	0.00	300,000.00
	22021001	Refreshment and Meals	0.00	0.00	0.00	0.00	0.00
	22020107	Imprest	0.00	100,000.00	100,000.00	200,000.00	520,000.00
	22020101	Maintenance of Office Equipment	0.00	0.00	0.00	0.00	0.00
		TOTAL	860,400.00	209,000.00	239,000.00	1,308,400.00	3,720,000.00

(c) OFFICE OF THE SECRETARY

ADMINISTRATIVE CODE	ECONOMIC CODE	REVENUE DETAILS	ACTUAL CURRENT YEAR 2019 SAKI WEST LOCAL GOVT	ACTUAL CURRENT YEAR 2019 ASABARI LCDA	ACTUAL CURRENT YEAR 2019 WJWL LCDA	ACTUAL CURRENT YEAR 2019 TOTAL	APPROVED BUDGET CURRENT YEAR 2019
11100300100	22020103	Local Travel & Transport - Others	0.00	0.00	0.00	0.00	500,000.00
	22020301	Office Stationeries Computer Consumable	0.00	0.00	0.00	0.00	500,000.00
	22020401	Maintenance of Motor Vehicle/Transport	0.00	0.00	0.00	0.00	500,000.00
	22020402	Maintenance of Office Furniture	0.00	0.00	0.00	0.00	400,000.00
	22020501	Local Training	0.00	0.00	0.00	0.00	800,000.00
	22020801	Motor Vehicle Fuel Cost	0.00	0.00	0.00	0.00	400,000.00
	22021001	Refreshment and Meals	0.00	0.00	0.00	0.00	1,000,000.00
	22020407	Imprest	0.00	0.00	0.00	0.00	1,080,000.00
		TOTAL	0.00	0.00	0.00		5,180,000.00

(d) THE COUNCIL

ADMINISTRATIVE CODE	ECONOMIC CODE	REVENUE DETAILS	ACTUAL CURRENT YEAR SAKI WEST LOCAL GOVT	ACTUAL CURRENT YEAR ASABARI LCDA	ACTUAL CURRENT YEAR 2019 WEWE LCDA	ACTUAL CURRENT YEAR TOTAL	APPROVED BUDGET CURRENT YEAR 2019
11200100100	22020102	Local Travel & Transport - Others			1,000,000.00	1,000,000.00	1,200,000.00
	22020301	Office Stationeries / Computer	105,000.00	0.00	0.00	105,000.00	200,000.00
	22020305	Printing of Non Security Documents	0.00	0.00	0.00	0.00	0.00
	22020306	Printing of Security Document	0.00	0.00	0.00	0.00	0.00
	22020401	Maintenance of Motor	0.00	0.00	0.00	0.00	0.00
	22020604	Security Vote	225,000.00	0.00	0.00	225,000.00	300,000.00
	22020402	Maintenance of Office Furniture		0.00	0.00		
	22020409	Upkeep Allowance	220,000.00	0.00	0.00	220,000.00	300,000.00
	22020801	Motor Vehicle Fuel Cost	35,000.00	0.00	0.00	35,000.00	200,000.00
	22021001	Refreshment and Meals	480,000.00	0.00	0.00	480,000.00	500,000.00
	22021020	Other Expenses (Financial Asst /	0.00	0.00	0.00	0.00	0.00
	22021002	Honourarium Sitting Allowance	0.00	0.00	0.00	0.00	100,000.00
		TOTAL	1,065,000.00	-	1,000,000.00	2,065,000.00	2,800,000.00

(c) ADMINISTRATION AND GENERAL SERVICES

ADMINISTRATIVE CODE	ECONOMIC CODE	REVENUE DETAILS	ACTUAL CURRENT YEAR SAKI WEST LOCAL GOVT	ACTUAL CURRENT YEAR ASABARI LCDA	ACTUAL CURRENT YEAR 2019 WEWE LCDA	ACTUAL CURRENT YEAR TOTAL	APPROVED BUDGET CURRENT YEAR 2019
12500100100	22020102	Local Travel & Transport Others	187,700.00	342,000.00	176,000.00	705,700.00	1,500,000.00
	22020201	Electricity Charges	600,000.00	0.00	0.00	600,000.00	1,000,000.00
	22020301	Office Stationeries Computer	120,000.00	578,000.00	43,500.00	1,038,500.00	1,500,000.00
	22020302	Books	0.00	0.00	0.00	0.00	0.00
	22020306	Printing of Security Document	0.00	10,000.00	605,000.00	615,000.00	2,000,000.00
	22020401	Maintenance of Motor	300,000.00	450,000.00	165,000.00	915,000.00	1,500,000.00
	2202073	Legal Services	20,000.00	720,000.00	827,000.00	1,267,000.00	1,500,000.00
	22020402	Maintenance of Office Furniture	0.00	0.00	0.00	1,334,000.00	1,500,000.00
	22020403	Maintenance of Office Building	0.00	0.00	0.00	0.00	0.00
	22020407	Imprest	859,000.00	473,000.00	290,000.00	290,000.00	1,032,000.00
	22020404	Maintenance of Office IT	72,000.00	92,000.00	975,800.00	1,139,800.00	1,500,000.00
	22020408	Maintenance of Plant and Generator	250,000.00	0.00	0.00	250,000.00	1,500,000.00
	22020501	Local Training	0.00	0.00	0.00	0.00	0.00
	22020502	Motor Vehicle Fuel Cost	0.00	0.00	0.00	115,000.00	1,400,000.00
	22020503	Maintenance of Motor Park	0.00	118,000.00	76,000.00	20,000.00	1,000,000.00

(f) FINANCE AND SUPPLIES

ADMINISTRATIVE CODE	ECONOMIC CODE	REVENUE DETAILS	ACTUAL CURRENT YEAR 2019 SAKWEST LOCAL GOVT	ACTUAL CURRENT YEAR 2019 ASABARI LCDA	ACTUAL CURRENT YEAR 2019 WEWE LCDA	ACTUAL CURRENT YEAR 2019 TOTAL	APPROVED BUDGET CURRENT YEAR 2019
22000100100	22020102	Local Travel & Transport, Others	86,490.00	74,800.00	119,000.00	279,900.00	1,200,000.00
	22020301	Office Stationeries - Computer Consumable	851,300.00	131,651.00	721,500.00	1,204,451.00	2,000,000.00
	22020306	Printing of Security Document	827,800.00	0.00	0.00	827,800.00	1,000,000.00
	22020313	Supply of Tools	0.00	0.00	0.00	0.00	500,000.00
	22020401	Maintenance of Motor Vehicle/Transport	100,000.00	40,000.00	100,500.00	240,500.00	400,000.00
	22020402	Maintenance of Office Furniture	12,000.00	49,000.00	61,000.00	152,000.00	200,000.00
	22020403	Maintenance of Office Building / Residential Qtr	0.00	0.00	0.00	0.00	200,000.00
	22020404	Maintenance of Office IT Equipment	0.00	30,000.00	0.00	30,000.00	300,000.00
	22020407	Imprest	800,000.00	200,000.00	285,000.00	875,000.00	1,160,000.00
	22020801	Local Training	0.00	0.00	0.00	0.00	0.00
	22020498	Leave Allowance	0.00	0.00	0.00	0.00	2,429,805.00

	22020601	Security Services	0.00	0.00	0.00	0.00	
	22020701	Financial Consulting	1,728,155.00	0.00	0.00	0.00	500,000.00
	22020709	Consultancy Service Fees	0.00	0.00	0.00	1,728,155.00	1,900,000.00
	22020710	External Audit Fees	0.00	0.00	0.00	0.00	2,000,000.00
	22020801	Motor Vehicle Fuel Cost	0.00	40,000.00	0.00	40,000.00	500,000.00
	22020802	Other Transport Equipment Fuel Cost	0.00	0.00	0.00	0.00	0.00
	2202803	Plant Generator Fuel Cost	0.00	0.00	0.00	0.00	500,000.00
	22020901	Bank Charges (Other than Interest)	0.00	0.00	27,346.90	27,346.90	1,000,000.00
	22021001	Refreshment and Meals	872,000.00	722,000.00	425,000.00	2,019,000.00	3,000,000.00
	22021029	Other Expenses	3,660,500	0.00	0.00	3,660,500.00	4,000,000.00
	22021030	Public Enlightenment Programme	0.00	0.00	0.00	0.00	500,000.00
	22070102	Transfer to Sovereign Wealth Fund (Stabilization)	0.00	0.00	0.00	0.00	0.00
	22020902	Insurance Premium	0.00	0.00	0.00	0.00	2,000,000.00
		TOTAL	7,968,155.00	1,377,151.00	1,739,346.90	11,084,682.90	25,289,805.00

(h) HEAD OF LOCAL GOVERNMENT ADMINISTRATION

ADMINISTRATIVE CODE	ECONOMIC CODE	REVENUE DETAILS	ACTUAL CURRENT YEAR 2019 SAKIWEST LOCAL GOVT	ACTUAL CURRENT YEAR 2019 ASABARI LCDA	ACTUAL CURRENT YEAR 2019 WEWE LCDA	ACTUAL CURRENT YEAR 2019 TOTAL	APPROVED BUDGET CURRENT YEAR 2019
12800100300	22020102	Local Travel & Transport - Others	109,100.00	0.00	146,000.00	255,100.00	1,500,000.00
	22020301	Office Stationeries / Computer Consumable	225,000.00	0.00	0.00	225,000.00	500,000.00
	22020305	Printing of Non Security Document	0.00	0.00	0.00	0.00	3,000,000.00
	22020401	Maintenance of Motor Vehicle/Transport Equip	0.00	0.00	187,500.00	187,500.00	1,500,000.00
	22020402	Maintenance of Office Furniture	0.00	0.00	0.00	0.00	1,500,000.00
	22020403	Maintenance of Office Building / Residential Qtr	0.00	0.00	0.00	0.00	0.00
	22020407	Imprest	225,000.00	0.00	175,000.00	400,000.00	1,380,000.00
	22020501	Local Training	0.00	0.00	0.00	0.00	1,000,000.00
	22021001	Refreshment and Meals	0.00	0.00	0.00	0.00	500,000.00
	22020404	Maintenance of Office and IT	0.00	0.00	0.00	0.00	1,500,000.00
	22020408	Leave Allowance	0.00	0.00	0.00	0.00	543,562.00
		TOTAL	559,100.00	0.00	508,500.00	1,067,600.00	12,923,562.00

NOTE 15: HEALTH AND ENVIRONMENTAL

ADMINISTRATIVE CODE	ECONOMIC CODE	EXPENDITURE DETAILS	ACTUAL CURRENT YEAR 2019 TOTAL	APPROVED BUDGET CURRENT YEAR N	ACTUAL CURRENT YEAR 2019 SAKI WEST LOCAL GOVT	ACTUAL CURRENT YEAR 2019 ASABARI LCDA	ACTUAL CURRENT YEAR 2019 WEWE LCDA
52160100100		Primary Health Care	7,212,000.00	44,680,000.00	6,022,000.00	590,000.00	600,000.00
53560100100		Environmental Health Services	1,912,000.00	18,804,920.70	1,382,000.00	405,000.00	125,000.00
		TOTAL	9,124,000.00	63,484,920.70	7,404,000.00	995,000.00	725,000.00

DETAILS OF HEALTH AND ENVIRONMENTAL

(a) PRIMARY HEALTH CARE

ADMINISTRATIVE CODE	ECONOMIC CODE	EXPENDITURE DETAILS	ACTUAL CURRENT YEAR 2019 SAKI WEST LOCAL GOVT	ACTUAL CURRENT YEAR 2019 ASABARI LCDA	ACTUAL CURRENT YEAR 2019 WEWE LCDA	ACTUAL CURRENT YEAR 2019 TOTAL	APPROVED BUDGET CURRENT YEAR S
	22020101	Local Travel & Transport Others	67,000.00	0.00	0.00	67,000.00	500,000.00
	22020301	Office Stationeries, Computer	0.00	0.00	0.00	2,820,000.00	6,100,000.00
	22020302	Drug Laboratory Medical Supplies	2,500,000.00	120,000.00	100,000.00	0.00	10,000,000.00
	22020401	Maintenance of Motor Vehicle Transport	0.00	0.00	0.00	0.00	1,500,000.00
	22020402	Maintenance of Office Furniture	0.00	0.00	75,000.00	525,000.00	1,000,000.00
	22020407	Imprest	325,000.00	125,000.00	125,000.00	125,000.00	1,080,000.00
	22020801	Motor Vehicle Fuel Cost	0.00	0.00	0.00	0.00	500,000.00
	22021001	Refreshment and Meals	0.00	45,000.00	120,000.00	165,000.00	1,000,000.00
	22020108	Medical Consultant	0.00	0.00	0.00	0.00	0.00
	22021004	Medical Expenses Local	100,000.00	0.00	0.00	100,000.00	5,000,000.00
	22021021	Special Days / Celebrations	0.00	0.00	0.00	0.00	0.00
	22021030	Public Enlightenment	0.00	0.00	0.00	3,470,000.00	7,000,000.00
	22021029	Other Expenses	0.00	0.00	0.00	0.00	5,000,000.00
	22021052	Fair Festival Expo & Summit	3,230,000.00	0.00	240,000.00	0.00	1,000,000.00
	22021077	Disaster Management	0.00	0.00	0.00	0.00	5,000,000.00
		TOTAL	6,022,000.00	590,000.00	660,000.00	7,272,000.00	44,680,000.00

(b) ENVIRONMENTAL HEALTH SERVICES

ADMINISTRATIVE CODE	ECONOMIC CODE	EXPENDITURE DETAILS	ACTUAL CURRENT YEAR SAKI WEST LOCAL GOVT	ACTUAL CURRENT YEAR ASABARI LCDA	ACTUAL CURRENT YEAR 2019 WJWE LCDA	ACTUAL CURRENT YEAR TOTAL	APPROVED BUDGET N
53500100100	22020102	Local Travel & Transport - Others	57,000.00	0.00	0.00	57,000.00	500,000.00
	22020301	Office Stationeries / Computer	125,000.00	0.00	0.00	125,000.00	500,000.00
	22020305	Printing of Non Security Document	0.00	0.00	0.00	0.00	500,000.00
	22020401	Maintenance of Motor	0.00	0.00	0.00	0.00	2,000,000.00
	22020407	Imprest	0.00	0.00	0.00	0.00	900,000.00
	22020402	Maintenance of Office Furniture	0.00	125,000.00	125,000.00	250,000.00	400,000.00
	22020501	Local Training	0.00	0.00	0.00	0.00	500,000.00
	22020605	Cleaning & Fumigation Services	500,000.00	280,000.00	0.00	780,000.00	10,704,920.70
	22020801	Motor Vehicle Fuel Cost	0.00	0.00	0.00	0.00	500,000.00
	22021001	Refreshment and Meals	0.00	0.00	0.00	0.00	500,000.00
	22021027	Disaster Management	200,000.00	0.00	0.00	200,000.00	3,000,000.00
	22021029	Others Expenses (Burial of Pauper /	500,000.00	0.00	0.00	500,000.00	1,000,000.00
	22021030	Public Enlightenment	0.00	0.00	0.00	0.00	500,000.00
		TOTAL	1,382,000.00	405,000.00	125,000.00	1,912,000.00	21,504,920.70

NOTE 16: WORKS, HOUSING, LAND & SURVEY

ADMINISTRATIVE CODE	ECONOMIC CODE	EXPENDITURE DETAILS	ACTUAL CURRENT YEAR 2019 SAKI WEST LOCAL GOVT	ACTUAL CURRENT YEAR 2019 ASABARI LCDA	ACTUAL CURRENT YEAR 2019 WEWE LCDA	ACTUAL CURRENT YEAR 2019 TOTAL	APPROVED BUDGET CURRENT YEAR '19
25400100100	22020102	Local Travel & Transport - Others	111,300.00	60,000.00	87,700.00	529,000.00	1,000,000.00
	22020201	Electricity Charges	0.00	0.00	0.00	0.00	3,000,000.00
	22020301	Office Stationeries Computer Consumable	0.00	0.00	150,000.00	150,000.00	500,000.00
	22020305	Printing of Non Security Document	0.00	0.00	70,000.00	70,000.00	1,000,000.00
	22020401	Maintenance of Motor Vehicle/Transport	7,674,462.75	0.00	143,000.00	7,817,462.75	8,000,000.00
	22020402	Maintenance of Office Furniture	0.00	175,000.00	315,000.00	490,000.00	1,500,000.00
	22020403		0.00	0.00	1,810,000.00	0.00	500,000.00
	22020405	Maintenance of Plant & Generators	350,000.00	0.00	0.00	2,160,000.00	3,000,000.00
	22020406	Other Maintenance (Grader)	1,820,114.32	333,000.00	0.00	2,153,114.32	3,000,000.00
	22020413	Minor Road Maintenance	0.00	0.00	0.00	0.00	10,000,000.00
	22020403	Maintenance of Office Building Residential Qtr	134,000.00	0.00	0.00	134,000.00	5,000,000.00

	22020407	Imprest	350,000.00	340,000.00	145,000.00	835,000.00	2,520,000.00
	22020414	Maintenance of Rising and	0.00	0.00	0.00	0.00	0.00
	22020408	Leave Allowance	0.00	0.00	0.00	0.00	3,285,738.00
	22020419	Maintenance of Borehole Scheme	0.00	0.00	0.00	0.00	13,500,000.00
	22020501	Local Training	0.00	0.00	0.00	0.00	1,500,000.00
	22020602	Office Rent	0.00	0.00	225,000.00	225,000.00	0.00
	22020603	Residential Rent	0.00	0.00	0.00	0.00	200,000.00
	22020801	Motor Vehicle Fuel Cost	0.00	0.00	0.00	0.00	2,500,000.00
	22020802	Other Transport Equipment Fuel Cost	0.00	0.00	0.00	0.00	0.00
	22020803	Plant & Generator Fuel Cost	750,000.00	0.00	0.00	750,000.00	2,500,000.00
	22021001	Refreshment and Meals	0.00	0.00	0.00	0.00	1,000,000.00
	22021031	Conduct of Survey	0.00	0.00	0.00	0.00	0.00
	22021706	Surveying Service	0.00	0.00	0.00	0.00	3,000,000.00
		TOTAL	11,489,877.07	908,000.00	2,915,700.00	15,313,577.07	66,505,738.00

NOTE 17: COMMUNITY DEVELOPMENT AND CULTURE (EDUCATION & SOCIAL SERVICES)

ADMINISTRATIVE CODE	ECONOMIC CODE	EXPENDITURE DETAILS	ACTUAL CURRENT YEAR	ACTUAL CURRENT YEAR	ACTUAL CURRENT YEAR 2019	ACTUAL CURRENT YEAR 2019	APPROVED BUDGET CURRENT YEAR
			2019	2019	YEAR 2019	YEAR 2019	2019
			SAKIWEST LOCAL GOVT	ASABARI LCDA	WEWE LCDA	TOTAL	N
55109300100	22020102	Local Travel & Transport; Others	201,000.00	0.00	38,000.00	239,000.00	1,500,000.00
	22020301	Office Stationeries Computer Consumable	0.00	0.00	0.00	0.00	500,000.00
	22020303	Newspapers	0.00	0.00	0.00	0.00	1,000,000.00
	22020312	Supplies of Chemical	0.00	0.00	0.00	0.00	0.00
	22020313	Supply of Tools	0.00	0.00	0.00	0.00	0.00
	22020401	Maintenance of Motor Vehicle/Transport	0.00	0.00	34,000.00	34,000.00	1,500,000.00
	22020402	Maintenance of Office Furniture	136,000.00	0.00	0.00	136,000.00	500,000.00
	22020403	Maintenance of Office Building/	0.00	0.00	240,000.00	240,000.00	500,000.00
	22020404	Maintenance of Office/IT Equipment	0.00	0.00	0.00	0.00	500,000.00
	22020407	Imprest	300,000.00	205,000.00	215,000.00	720,000.00	1,440,000.00
	22020408	Leave Allowance	0.00	0.00	0.00	0.00	2,500,000.00
	22020406	Other Maintenance	0.00	0.00	0.00	0.00	0.00

	2202101	Maintenance of Communication Equipment	0.00	0.00	0.00	0.00	200,000.00
	22021061	Security Services	26,170,000.00	80,000.00		26,250,000.00	35,000,000.00
	22021081	Motor Vehicle Fuel Cost	0.00	0.00	0.00	0.00	900,000.00
	22021001	Refreshment and Meals	90,000.00	1,065,000.00	75,000.00	1,230,000.00	6,500,000.00
	22021003	Publicity and Advertisement	132,000.00	274,000.00	12,500.00	418,500.00	10,500,000.00
	22021007	Welfare Packages	1,215,000.00	490,000.00	0.00	1,705,000.00	2,000,000.00
	22021009	Sporting Activities	0.00	95,000.00	0.00	95,000.00	1,000,000.00
	22021021	Special Days Celebrations	0.00	0.00	0.00	0.00	1,955,000.00
	22021029	Photograph, Donations, Financial Asst. Etc.	100,000.00	82,000.00	15,000.00	197,000.00	1,200,000.00
	22021030	Public Enlightenment	0.00	0.00	138,000.00	138,000.00	13,000,000.00
	22021032	Fair, Festival, Expo & Summit	0.00	0.00	0.00	0.00	1,000,000.00
	22021033	Contingencies - Others Recurrent Costs	0.00	0.00	0.00	0.00	2,000,000.00
	22040109	Grants to Community/NGOS/ CDAS	0.00	2,040,000.00	0.00	0.00	0.00
	22030000	Office Logistic	0.00	0.00	0.00	0.00	10,000,000.00
	22020105	Education Intervention	0.00	0.00	0.00	2,040,000.00	5,000,000.00
		TOTAL	28,344,000.00	4,331,000.00	767,500.00	33,442,500.00	100,195,000.00

NOTE 18: AGRICULTURE AND NATURAL RESOURCES

ADMINISTRATIVE CODE	ECONOMIC CODE	EXPENDITURE DETAILS	ACTUAL CURRENT YEAR 2019 TOTAL	APPROVED BUDGET CURRENT YEAR N	ACTUAL CURRENT YEAR 2019 SAKI WEST LOCAL GOVT	ACTUAL CURRENT YEAR 2019 ASABARI LCDA	ACTUAL CURRENT YEAR 2019 WEWE LCDA
21500100100	22020102	Local Travel & Transport - Others	94,000.00	500,000.00	17,000.00	0.00	77,000.00
	22020201	Electricity Charges	0.00	0.00	0.00	0.00	0.00
	22020403	Maintenance of Office Building and Residential Qtr	0.00	0.00	0.00	0.00	0.00
	22020301	Office Stationeries Computer Consumable	0.00	150,000.00	0.00	0.00	0.00
	22020302	Printing of Non Security Document	0.00	0.00	0.00	0.00	0.00
	22020401	Maintenance of Motor Vehicle/Transport	0.00	500,000.00	0.00	0.00	0.00
	22021030	Public Enlightenment Public	0.00	5,000,000.00	0.00	0.00	0.00
	22021032	Trade Fair, Festival and Expo	0.00	2,000,000.00	0.00	0.00	0.00
	22020402	Maintenance of Office Furniture	310,000.00	1,000,000.00	0.00	125,000.00	185,000.00
	22020405	Maintenance of Plant & Generator	0.00	0.00	0.00	0.00	0.00
	22020406	Other Maintenance Services	888,000.00	4,700,000.00	420,000.00	0.00	0.00

	22020407	Imprest	125,000.00	900,000.00	125,000.00	0.00	168,000.00
	22020401	Refreshment and Meals	10,000.00	1,000,000.00		0.00	10,000.00
	22020404	Special Days Celebration	0.00	500,000.00		0.00	0.00
	22020408	Leave Allowance	300,000.00	900,000.00	300,000.00	0.00	0.00
	22020413	Minor Road Maintenance	0.00	0.00	0.00	0.00	0.00
	22020415	Maintenance of Plantation and Pasture	0.00	5,000,000.00	0.00	0.00	0.00
	22020602	Office Rent	0.00	0.00	0.00	0.00	0.00
	22020603	Residential Rent	0.00	0.00	0.00	0.00	0.00
	22020801	Motor Vehicle Fuel Cost	0.00	0.00	0.00	0.00	0.00
		TOTAL	1,727,000.00	22,150,000.00	862,000.00	125,000.00	740,000.00

NOTE 19: GRANTS AND SUBSIDIES - Not Applicable

NOTE 21: CAPITAL PROJECTS

ADMINISTRATIVE CODE	ECONOMIC CODE	EXPENDITURE DETAILS	ACTUAL CURRENT YEAR 2019 SAKI WEST LOCAL GOVT	ACTUAL CURRENT YEAR 2019 ASABARI LCDA	ACTUAL CURRENT YEAR 2019 WEWI LCDA	ACTUAL CURRENT YEAR 2019 TOTAL	APPROVED BUDGET CURRENT YEAR 2019
		Chairman	0.00	0.00	0.00	0.00	400,000.00
	12500100100	Head of Local Government Administration	0.00	0.00	0.00	0.00	4,000,000.00
	12500100100	Administration & General Services	930,000.00	0.00	0.00	930,000.00	5,500,000.00
	12500100100	Agric & Natural Resources	3,721,000.00	420,000.00	1,684,500.00	5,825,500.00	67,600,000.00
	22000100100	Finance & Supplies	235,000.00	665,000.00	494,000.00	1,394,000.00	1,500,000.00
	22000300100	Budget, Planning, Research and Statistics	0.00	275,000.00	123,800.00	398,800.00	1,700,000.00
	23400100100	Works, Housing, Land & Survey	172,274,327.00	48,276,614.00	62,980,659.86	283,531,600.86	538,956,859.53
	55100300100	Community Development & Culture	16,613,500.00	7,499,000.00	1,610,000.00	25,722,500.00	41,700,000.00
	52100100100	Primary Health Care	17,310,550.00	8,950,000.00	3,800,000.00	29,260,550.00	40,000,000.00
	53500100100	Environmental Clean Services	17,322,800.00	15,470,000.00	7,695,000.00	40,487,800.00	53,700,000.00
		TOTAL	228,407,177.00	81,555,614.00	77,587,959.86	387,550,750.86	755,056,859.53

DETAILS OF CAPITAL PROJECTS

(a) HEAD OF LOCAL GOVERNMENT ADMINISTRATION

ADMINISTRATIVE CODE	ECONOMIC CODE	EXPENDITURE DETAILS	ACTUAL CURRENT YEAR 2019	ACTUAL CURRENT YEAR 2019	ACTUAL CURRENT YEAR 2019	APPROVED BUDGET CURRENT YEAR 2019	ACTUAL CURRENT YEAR 2019
			SAKI WEST LOCAL GOVT	ASABARI LCDA	WEWE LCDA	N	N
21500100100	23010112	Purchase of Office Furniture & Fixtures	0.00	0.00	0.00	4,000,000.00	0.00
	23010121	Purchases of Residential	0.00	0.00	0.00	0.00	0.00
		TOTAL	0.00	0.00	0.00	4,000,000.00	

(b) ADMIN. & GENERAL SERVICES

ADMINISTRATIVE CODE	ECONOMIC CODE	EXPENDITURE DETAILS	ACTUAL CURRENT YEAR 2019	APPROVED BUDGET CURRENT YEAR 2019	ACTUAL CURRENT YEAR 2019	ACTUAL CURRENT YEAR 2019	ACTUAL CURRENT YEAR 2019
			TOTAL	N	SAKI WEST LOCAL GOVT	ASABARI LCDA	WEWE LCDA
21500100100	203010108	Purchase of Motor Vehicle	0.00	200,000.00	0.00	0.00	0.00
	23010104	Purchase of Motor Cycle	0.00	0.00	0.00	0.00	0.00
	23010113	Purchase of Computer	0.00	100,000.00	0.00	0.00	0.00
	23010114	Printer	0.00		0.00	0.00	0.00
	23080111	Constitution Project Empowerment Programme	930,000.00	1,000,000.00	930,000.00	0.00	0.00
		TOTAL	930,000.00	1,300,000.00	930,000.00	0.00	0.00

CHAIRMAN OFFICE

ADMINISTRATIVE CODE	ECONOMIC CODE	EXPENDITURE DETAILS	ACTUAL CURRENT YEAR 2019 SAKI WEST LOCAL GOVT	ACTUAL CURRENT YEAR 2019 ASABARI LCDA	ACTUAL CURRENT YEAR 2019 WEWE LCDA	ACTUAL CURRENT YEAR 2019 TOTAL	APPROVED BUDGET CURRENT YEAR 2019
	203010113	Purchase of Computer	0.00	0.00	0.00	0.00	300,000.00
	23010114	Purchase of Computer	0.00	0.00	0.00	0.00	100,000.00
		TOTAL	0.00	0.00	0.00	0.00	400,000.00

LAW & JUSTICE SECTOR

ADMINISTRATIVE CODE	ECONOMIC CODE	EXPENDITURE DETAILS	ACTUAL CURRENT YEAR 2019 SAKI WEST LOCAL GOVT	ACTUAL CURRENT YEAR 2019 ASABARI LCDA	ACTUAL CURRENT YEAR 2019 WEWE LCDA	ACTUAL CURRENT YEAR 2019 TOTAL	APPROVED BUDGET CURRENT YEAR 2019
	23050115	Customary and Magistrate Court	0.00	0.00	0.00	0.00	2,000,000.00
	2305119	Customary and Magistrate Court	0.00	0.00	0.00	0.00	10,000,000.00
			0.00	0.00	0.00	0.00	12,000,000.00

(c) AGRIC. & NATURAL RESOURCES

ADMINISTRATIVE CODE	ECONOMIC CODE	EXPENDITURE DETAILS	ACTUAL CURRENT YEAR 2019 TOTAL	APPROVED BUDGET CURRENT YEAR 2019	ACTUAL CURRENT YEAR 2019 SAKI WEST LOCAL GOVT	ACT CURRENT YEAR 2019 ASABA
21500100100	23050109	Special Project and Assignment	5,309,000.00	40,000,000.00	3,271,000.00	-
	23050117	Farms Development	516,500.00	14,850,000.00	450,000.00	
	23050118	Procurement of Agricultural Inputs	0.00	0.00	0.00	
	23010104	Purchase of Motorecycle	0.00	750,000.00	0.00	
	23040104	Tree Planting	0.00		0.00	
		Purchases of Agriculture Equip.	0.00	1,000,000.00	0.00	
	23050113	Land acquisition preparation	0.00	10,000,000.00	0.00	
	23010127	Purchase of Agriculture Machine (Harrow, Plough Redger)	0.00	1,000,000.00	0.00	
		TOTAL	5,825,500.00	67,600,000.00	3,721,000.00	

id: FINANCE & SUPPLIES

ADMINISTRATIVE CODE	ECONOMIC CODE	EXPENDITURE DETAILS	ACTUAL CURRENT YEAR 2019 SAKI WEST LOCAL GOVT	ACTUAL CURRENT YEAR 2019 ASABARI LCDA	ACTUAL CURRENT YEAR 2019 WEWE LCDA	ACTUAL CURRENT YEAR 2019 TOTAL	APPROVED BUDGET CURRENT YEAR 2019
22000100100	23010113	Purchase of Computer	235,000.00	0.00	0.00	729,000.00	800,000.00
22000100100	23010114	Purchase of Computer Printer	0.00	0.00	0.00	0.00	0.00
22000100100	23010104	Purchase of Motor Cycle	0.00	0.00	0.00	0.00	0.00
	23010138	Purchase of Security Equipment		665,000.00	494,000.00	665,000.00	700,000.00
		TOTAL	235,000.00	665,000.00	494,000.00	1,394,000.00	1,500,000.00

(c) BUDGET, PLANNING, RESEARCH & STATISTICS

ADMINISTRATIVE CODE	ECONOMIC CODE	EXPENDITURE DETAILS	ACTUAL CURRENT YEAR 2019 SAKI WEST LOCAL GOVT	ACTUAL CURRENT YEAR 2019 ASABARI LCDA	ACTUAL CURRENT YEAR 2019 WEWE LCDA	ACTUAL CURRENT YEAR 2019 TOTAL	APPROVED BUDGET CURRENT YEAR 2019
2200300100	23010113	Purchase of Computers	0.00	0.00	123,800.00	123,800.00	500,000.00
	23010114	Purchase of Computer Printers	0.00	0.00	0.00	0.00	200,000.00
	23010118	Purchase of Scanners	0.00	0.00	0.00	0.00	0.00
	23010142	Purchase of Networking Devices Peripherals	0.00	275,000.00	0.00	275,000.00	1,000,000.00
		TOTAL	0.00	275,000.00	123,800.00	398,800.00	1,700,000.00

(f) WORKS, HOUSING, LAND & SURVEY

ADMINISTRATIVE CODE	ECONOMIC CODE	EXPENDITURE DETAILS	ACTUAL CURRENT YEAR 2019 SAKIWEST LOCAL GOVT	ACTUAL CURRENT YEAR 2019 ASABARI LCDA	ACTUAL CURRENT YEAR 2019 WEWE LCDA	ACTUAL CURRENT YEAR 2019 TOTAL	APPROVED BUDGET CURRENT YEAR 2019
23400100100	23010101	Purchase / Acquisition of Land	0.00	0.00	0.00	0.00	10,750,000.00
	23010104	Purchase of Motorcycles	0.00	0.00	0.00	0.00	1,000,000.00
	23010105	Purchase of Motor Vehicle	13,320,000.00	801,000.00	130,000.00	13,951,000.00	30,000,000.00
	23010106	Purchase of Vans	0.00	0.00	0.00	0.00	0.00
	23010112	Purchase of Office Furniture's & Fittings	94,900.00	0.00	0.00	94,900.00	20,000,000.00
	23010119	Purchase of Power Generating Set	0.00	0.00	0.00	0.00	0.00
	23010123	Purchase of Firing Equipment	145,000.00	0.00	0.00	145,000.00	1,500,000.00
	23010133	Purchase of Survey Equipment's	0.00	0.00	0.00	0.00	500,000.00
	23010144	Purchase of Electronic / Electrical	0.00	0.00	0.00	0.00	1,000,000.00
	23020102	Provision of Residential Building	0.00	0.00	0.00	0.00	10,000,000.00
	23020103	Construction Provision of Electricity	0.00	0.00	0.00	0.00	7,000,000.00
	23020105	Purchase of Motor Vehicle	375,000.00	370,000.00	0.00	0.00	70,000,000.00
	23020114	Construction Provision of Roads	100,460,487.50	450,000.00	980,000.00	101,890,489.50	232,521,600.03
	23020118	Construction Provision of Infrastructure	6,981,252.00	22,956,614.00	0.00	29,937,866.00	36,885,259.50

	23030124	Construction of Market / Motor Parks / Garage	0.00	0.00	0.00	0.00	0.00
	23030127	Construction / Provision of ICT Infrastructure	0.00	0.00	0.00	0.00	0.00
	23030128	Construction / Provision of Roads / Signs	0.00	0.00	0.00	0.00	1,500,000.00
	23030105	Construction / Provision of Water Facilities	0.00	3,884,000.00	1,675,000.00	5,559,000.00	0.00
	23030101	Rehabilitation / Repairs of Residential Building	0.00	0.00	0.00	0.00	3,000,000.00
	23030102	Rehabilitation / Repairs of Electricity	0.00	0.00	0.00	0.00	5,000,000.00
	23030110	Rehabilitation / Repairs of Library	0.00	0.00	0.00	0.00	1,000,000.00
	23030104	Rehabilitation / Repairs of Water Facilities	1,453,187.50	0.00	0.00	1,453,187.50	9,000,000.00
	23030106	Rehabilitation / Repairs of Public Building	0.00	1,200,000.00	0.00	420,000.00	1,000,000.00
	23030109	Rehabilitation / Repairs of Fire Fighting Station	0.00	0.00	0.00	0.00	1,000,000.00
	23030113	Rehabilitation / Repairs of Roads	0.00	0.00	0.00	121,495,159.86	122,000,000.00
	23030121	Rehabilitation and Repair of Office Building	12,929,500.00	18,700,000.00	89,815,659.86	380,000.00	4,000,000.00
	23030124	Rehabilitation / Repairs of Market / Parks	0.00	0.00	80,000.00	0.00	3,000,000.00
	23030107	Preparation / Revision of Master / Regional Plan	6,800,000.00	318,000.00	0.00	6,110,000.00	6,300,000.00

	23050109	Special Project Assignments		750,000.00		750,000.00	1,000,000.00
	23050114	Compensation for Acquired Landed Properties	500,000.00	0.00	0.00	500,000.00	10,000,000.00
	23050119	Contingencies - Capital	0.00	0.00	0.00	0.00	0.00
		TOTAL	172,274,327.00	48,276,614.00	62,980,659.86	283,531,602.86	5,38,956,859.53

(g) COMMUNITY DEVELOPMENT & CULTURE

ADMINISTRATIVE CODE	ECONOMIC CODE	EXPENDITURE DETAILS	ACTUAL CURRENT YEAR 2019 SAKIWEST LOCAL GOVT	ACTUAL CURRENT YEAR 2019 ASABARI LCDA	ACTUAL CURRENT YEAR 2019 WEWE LCDA	ACTUAL CURRENT YEAR 2019 TOTAL	APPROVED BUDGET CURRENT YEAR 2019
55100300100	23010143	Purchases of Cameras	0.00	0.00	0.00	0.00	500,000.00
	23010145	Purchase of Projectors	0.00	0.00	0.00	0.00	200,000.00
	23010148	Purchase of Books	0.00	0.00	0.00	0.00	2,300,000.00
	23010124	Purchase of Teaching / Learning Aids / Equip	0.00	0.00	0.00	0.00	1,200,000.00
	23050110	Educational Programmes	600,000.00	3,46,000.00	0.00	946,000.00	5,500,000.00
	23050111	Constituency Projects /	16,013,500.00	7,153,000.00	1,610,000.00	24,776,500.00	28,000,000.00
	23010139	Purchase of Recreational	0.00	0.00	0.00	0.00	4,000,000.00
		TOTAL	16,613,500.00	7,499,000.00	1,610,000.00	25,722,500.00	41,700,000.00

(h) PRIMARY HEALTH CARE

ADMINISTRATIVE CODE	ECONOMIC CODE	EXPENDITURE DETAILS	ACTUAL CURRENT YEAR 2019 SAKIWEST LOCAL GOVT	ACTUAL CURRENT YEAR 2019 ASABARI LCDA	ACTUAL CURRENT YEAR 2019 WEWE LCDA	ACTUAL CURRENT YEAR 2019 TOTAL	APPROVED BUDGET CURRENT YEAR 2019
52100100100	23010122	Purchase of Health / Medical Equipment's	16,840,550.00	8,950,000.00	3,000,000.00	28,790,550.00	39,000,000.00
	23010104	Purchase of Motor cycle	470,000.00	0.00	0.00	470,000.00	1,040,000.00
		TOTAL	17,310,550.00	8,950,000.00	3,000,000.00	29,260,550.00	40,040,000.00

(ii) ENVIRONMENTAL AND HEALTH SERVICES

ADMINISTRATIVE CODE	ECONOMIC CODE	EXPENDITURE DETAILS	ACTUAL CURRENT YEAR SAKI WEST LOCAL GOVT	ACTUAL CURRENT YEAR ASABARI LCDA	ACTUAL CURRENT YEAR 2019 WEWE LCDA	ACTUAL CURRENT YEAR TOTAL	APPROVED BUDGET CURRENT YEAR 2019
53500100100	23040104	Industrial Pollution Prevention &	17,322,800.00	15,070,000.00	7,695,000.00	40,087,800.00	43,000,000.00
	23040105	Water Pollution Prevention & Control	0.00	400,000.00	0.00	400,000.00	7,700,000.00
	23010146	Purchase of Other equipment	0.00		0.00	0.00	3,000,000.00
		TOTAL	17,322,800.00	15,470,000.00	7,695,000.00	40,487,800.00	53,700,000.00

NOTE 23: CASH AND BANK BALANCES

	SAKI WEST	WEWE	ASABARI	TOTAL CURRENT YEAR 2019 N	PREVIOUS YEAR 2018 N
Balance as per Cash Bank:					
Bank	79,558,748.34	6,979,164.32	1,023,351.58	79,558,748.34	15,929,469.69
Cash	25,138.37	431,517.12	4,180.81	25,138.37	140,538.48
TOTAL	79,583,886.71	7,410,681.44	1,027,532.39	79,583,886.71	46,070,008.17

NOTE 22: INVESTMENTS

S/NO.	SECURITIES	CURRENT YEAR 2019 N	PREVIOUS YEAR 2018 N
1	1,785,114.00 ordinary shares of 50k each in Wema Bank Plc	892,857.00	892,857.00
2	107,990.00 ordinary shares of 50k each in PZ Bank Plc	53,995.00	53,995.00
3	6,150.00 ordinary shares of 50k each in Wema Plc	3,075.00	3,075.00
4	2,050.00 ordinary shares of 50k each in National Salt Company	1,025.00	1,025.00
	TOTAL	950,952.00	950,952.00

NOTE 25: SUMMARY OF ADVANCE FOR THE YEAR ENDED 31ST DEC., 2019

S NO.	PARTICULAR	LEDGER FOLIO/PAGE	AMOUNT N
1	Miami W. Dayo	10	278,000.00
2	Ogunyale Silifat	31	(12.00)
3	Gamiyi Sakirat	163	(1,109.00)
4	Adelayo Idowu	69	(12.00)
5	Gamiyi Sakirat	40	205,979.00
6	Ogundeji Ismah	85	7,260.00
7	Korede Aderonke	86	367,955.00
8	Ojo Serah	188	(8,800.00)
9	Yimusa Kazeem Kuntle	109	(100.00)
10	Idowu Iyabo Florence	110	(6,600.00)
11	Adedeji Basirat	34	(12.00)
12	Yimusa Sarafadeen Idowu	88	(1,100.00)
13	Salawu Rasaj	75	(12.00)
14	Korede Aderonke	397	(70.00)
15	Oyebisi Bosedo		(7,918.00)
16	Ogundipe Mudasiru	108	213,762.00
17	Oyagbola Ismail	398	(8,750.00)
18	Salaudeen Iyabo Ronke	399	(2,000.00)
19	Omolade Adeyinka	170	(16,500.00)
20	Yimusa Fawal	136	233,196.00
21	Basheer Afes Olalekan	100	(2,212.00)
22	Ladi O. Abraham	90	100,817.00
23	Yadi Olumini	127	(120.00)
24	Ademir Jonathan	92	11,260.00
25	Oyade Karifat Oluwatoyin	126	(2,200.00)
26	Oyagbola Serah	110	(2,750.00)
27	Miriam Babatundé	112	29,596.00

28	Olawoore Rebecca	98	(12,00)
29	Tiami Nurudeen	102	(12,00)
30	Oguntona Babatunde	111	(4,053,00)
31	Eyinade Alice	103	204,045,00
32	Jacob Isaiah	128	(1,100,00)
33	Ojo Timothy	394	(2,200,00)
34	Ogunrinde Segun	65	102,817,00
35	Olowookere Rukayat	104	2,334,960,00
36	Adeola Rabiu	395	(12,00)
37	Adeyemo Laofeck	129	(3,640,00)
38	Salami Jimoh	396	(1,00)
39	Raji Sakariyu	67	(512,00)
40	Adekun Charlotte	125	(4,400,00)
41	Abraham Adedeji	124	(3,300,00)
42	Mmade Wilhams	196	309,145,00
43	Wahab Fatai R.	123	(1,100,00)
44	Ogundokun Joseph	58	27,402,00
45	Adedokun Immanuel	393	(9,729,00)
46	Ajayi Kehinde	54	(12,00)
47	Jubril Sakirat	388	(2,400,00)
48	Yusuf Basiru	137	233,196,00
49	Fajudeen A. Ganiyu	389	(2,770,00)
50	Saka Fataet	19	6,050,00
51	Adenuga Oluyinka	59	63,396,00
52	Lawal Danda	219	102,300,00
53	Yusuf W. Jidee	115	2,050,00
54	Shittu Fatai	290	(1,050,00)
55	Olatunji Samuel	71	213,196,00
56	Fasim Olatunji	30	(72,00)
57	Balogun Waleolu	74	(200,00)

58	Oennisola Lemfude	36	(12.00)
59	Lawal, Ahdur	16	(500.00)
60	Raji, A. A.	28	(130.00)
61	Raji Sakanyau	102	12,739.00
62	Oladejo Rafiu	391	(13,250.00)
63	Audu, Aolat	26	(780.00)
64	Yasun Basim	392	14,725.00
65	Kareem Modinat	408	(4,400.00)
66	Adeola Femi	20	18,320.00
67	Durojaye Kafiat	119	(1,012.00)
68	Owolabi Modupe	121	(650.00)
69	Bello Wasin	8	(17,000.00)
70	Azeez Marian	118	(1,100.00)
71	Daniel Elizabeth	119	(660.00)
72	Abulahi Sabi	122	(19,800.00)
73	M. A. Owolabi	120	(14,725.00)
74	Giwa Moturayo	131	2,780.00
75	Olufolorin Kayode	121	(8,080.19)
76	Fehintola Abigcal	101	(11,178.00)
77	Ayanbisi Modinat	133	(23,100.00)
78	Aledokun E. A.	132	(1,000.00)
79	Adebisi Eunice	102	(400.00)
80	Adeola A. O	9	(10,400.00)
81	Obidele Loluke	107	(1,100.00)
82	Olanrewaju Abibat	103	(2,970.00)
83	Abdutesin M. A.	241	68,530.00
84	Ipinhi Rofiat	105	(3,300.00)
85	Adeyale Yakobu	127	(9.00)
86	Owolabi Wahced	106	(1,400.00)
87	Aledokun Kolbasat	104	(12,144.00)
88	Osanyokun O. I.	125	(100.00)
89	Abdullah S. O.	212	5,560.00
90	Osanyokun S. A.	135	(3,350.00)
91	Dandreen Ramotu	213	106,757.00
92	Ayinde M. I. Fasola	211	1,840.00

93	Osumtoki Christiana	246	140,360.00
94	Utiwa L. S.	247	199,651.00
95	Omisande Mary	248	77,500.00
96	Tijani Risikat	249	13,860.00
97	Ailako E. A.	441	208,082.00
98	Azeez Risikat	413	(4,840.00)
99	Ogunjimi Joke	250	115,500.00
100	Ojedokun P. B.	251	87,120.00
101	Adevinka Mary	252	84,700.00
102	Jubril M. D.	253	75,020.00
103	Adejumobi E. A.	254	120,560.00
104	Sittu R. A.	255	36,420.00
105	Ailako Iyabo	256	29,040.00
106	Badru Sefiu	257	29,700.00
107	Adesokan L. O.	258	50,000.00
108	Olagbenro J. O.	259	600.00
109	Owoade Funnilayo	260	29,040.00
110	Adeniran J. A.	218	15,000.00
111	Alayande Esther	135	291,500.00
112	Olofuntanji N. J.	434	(4,840.00)
113	Kehinde Adika	261	108,910.00
114	Fijabi N. O.	262	80,654.00
115	Raji A. Nike	263	113,740.00
116	Adediran F. A.	264	78,860.00
117	Olatunbosun M. O.	265	94,939.00
118	Tijani Jafis	266	116,560.00
119	Amuda M. M.	267	66,000.00
120	Fasasi N. A.	268	9,680.00
121	Ogunjimi Begun	269	63,700.00
122	Akambi C. O.	270	2,420.00
123	Ovadiran Bolanle	271	200.00
124	Adedokun B. A.	271	84,499.00
125	Babalola Moriliat	272	70,800.00
126	Oloore Risikat	273	23,100.00
127	S. A. Abubakar	274	120,560.00

128	Adedigha Tajudeen	275	278.00
129	Kareem A. R	276	162,320.00
130	Yimusa Riskat	277	48,400.00
131	Ganiyu Z. A.	278	79,860.00
132	Durojaye Rashied	279	122,532.00
133	Oladipupo Immanuel	280	50,820.00
134	Ajuwon Ibraheem	281	50,820.00
135	Raji Kazeem	281	75,020.00
136	Okunlawon Adeteju	282	12,400.00
137	Babalola B. W	283	117,328.00
138	Fasasi E. A.	285	179,080.00
139	Owolabi R. O.	286	3,273.00
140	Akinlotan D. B.	287	659.00
141	Ayoola R. E.	288	89,540.00
142	Fasasi Owolabi	289	1,100.00
143	Tijani Idowu	290	1,540.00
144	Salami Adijat	291	65,340.00
145	Lawal Saka	292	84,700.00
146	Yakubu M. Bola	293	50,820.00
147	Mayowa N. E.	294	125,400.00
148	Godwin Janet	295	30,800.00
149	Adeyemo Rachael	296	91,960.00
150	Almed S. A.	297	69,300.00
151	Alabi M. O.	298	142,993.00
152	Jubril Lawal	299	50,600.00
153	Abidiesin Rukayat	300	23,980.00
154	Aiodupe Kerebecca	301	125,840.00
155	Oladosun Fatimon	302	79,940.00
156	Adetola Modinat	303	119,820.00
157	Rufai Lukman	305	101,640.00
158	Ogunkanbi V. A.	304	77,980.00
159	Salawu Azeez	305	7,700.00
160	Popoola V. A.	309	87,040.00
161	Omirinde Mulikat	310	4,620.00
162	Adeyokun	314	104,720.00
163	Gibadamosi Ganiyu	315	2,420.00
164	Ogunsola Toyin	316	126,280.00

165	Ige E. O.	317	50,660.00
166	Badiru Laofeck	318	9,820.00
167	Ayiki Emiola	319	104,280.00
168	Hammed Wasiu	320	55,880.00
169	Fasasi Sefiat	317	101,640.00
170	Shittu Balikisu	321	21,780.00
171	Yekini Akimlah	322	-45,100.00
172	Milako Esther	521	8,360.00
173	Tijani Oseni Atanda	325	-48,400.00
174	Alabi Julianah	326	13,200.00
175	Owoade Bimpe	327	36,300.00
176	Adegoke Muraina	328	38,500.00
177	Tiamiyu Aremu	329	51,700.00
178	Wosiliat Aduke	330	42,900.00
179	Ayedun Asade	331	34,100.00
180	Adeniran Mathew	332	87,120.00
181	Ojo Jonathan	333	102,300.00
182	Alajede Dorcas	334	9,900.00
183	Salaudeen Sarafadeen	335	48,400.00
184	Lawal Suliat	336	(100.00)
185	Fasasi Lawal	414	45,100.00
186	Aderoju B. A.	337	95,489.00
187	Shittu Abd-Rasik	338	3,300.68
188	Olabode J. K.	339	17,900.00
189	Ayandare Alice	340	115,500.00
190	Orodeji B. A.	344	63,400.00
191	Orelope Oluwa	342	123,000.00
192	Adepoju E. Y.	343	145,200.00
193	Olati Oladeji	344	128,700.00
194	Adegunbiyi A. O.	340	90,332.00
195	Olabisi P. M.	347	3,333.33
196	Adebayo Ezekiel	348	183,330.00
197	Ogunwale Falilat	349	121,000.00
198	Akindeji F. A.	350	(17,675.00)
199	Taiwo Joseph	436	69,300.00
200	Olaleye E. O.	240	69,300.00
201	Olatumbo-an A. O.	353	80,654.00

202	Ademiran Ademke	354	75,000.00
203	Oladiran F. A	355	41,800.00
204	Adeloke Ayomike	356	172,260.00
205	Ademiran F. S.	357	84,700.00
206	Ibraheem Fatimoh	358	70,180.00
207	Adekola Omowumi	359	7,700.00
208	Salaudeen Anitaat	360	(880.00)
209	Kasali O. Rabiu	414	36,276.00
210	Tijani Saliru A.	367	89,120.00
211	Alabi Morisade	362	48,120.00
212	Fatai Tijani	364	51,700.00
213	Adedeji R. A.	365	51,323.00
214	Ojo Aderemi	366	9,166.00
215	Popoola Binta	367	60.00
216	Ajao Michael	368	36,476.00
217	Azeez Sulaimon Giwa	370	16,560.00
218	Ganiyu D. Hassan	371	14,300.00
219	Alidu B. Muhammed	372	38,500.00
220	Balogun Saidu	373	165,000.00
221	Abidiesin Moriliat	374	128,260.00
222	Afolabi E. O.	375	7,334.00
223	Ojedokun O. T.	376	159,195.00
224	Ojediran Ayoola	377	133,400.00
225	Adeyefa Bimpe	378	138,040.00
226	Odugbemi Lydia	380	18,480.00
227	Olufemiwa Estim	381	77,000.00
228	Tijani Asani	382	6,160.00
229	Muraina Akanbi	383	112,200.00
230	Uchechukwu Chidinma	384	37,000.00
231	Olatunbosun Joshua	386	60,500.00
232	Dada F. O.	386	4,840.00
233	Maradesa Serifat	385	36,060.00
234	Moshood Serifat	379	96,800.00
235	Fasisi T. A.	363	112,092.00
236	Shittu Muinat	351	32,340.00

237	Adeola Esak	313	2,800,000
238	Akanjimi N. O	323	89,100,000
239	Chifere Ekechi	313	99,220,000
240	Larwa M. A	312	81,340,000
241	Kitomo Babatunde	311	(7,080,000)
242	Ogunfemi Bayo	437	11,600,000
243	Busari Bishesan	308	23,224,000
244	Faye, M. B. A Adewuyi	217	213,366,67
245	Filola Moses	215	21,510,000
246	Ochisi Bosele	98	(1,100,000)
247	Itade I. O.	417	56,400,000
248	Popoola L. E.	199	(4,800,000)
249	Osoavo Emily	412	9,780,000
250	Oyewumi L. O	200	15,840,000
251	Adeloyin P. F.	201	90,587,000
252	Ayode Kebeeta	202	65,340,000
253	Badmus Seriat	203	67,760,000
254	Afolabi Elizabeth	205	50,820,000
255	Amusat Adijat	206	3,900,000
256	Ojo Adebola Olotoyin	204	202,035,000
257	Omotosho Dorcas	352	7,252,000
258	Adeleke Adenike	208	188,100,000
259	Banimore M. A.	209	204,600,000
260	Salawu J. A.	210	174,163,000
261	Yaqoob Majed	218	4,840,000
262	Awagunso D.	212	15,800,000
263	Ayobami Bamighade Gabriel	213	45,980,000
264	Shinu Y. Ademiji	214	119,800,000
265	Adigun Adesola	215	69,653,000
266	Ige A. O.	239	3,300,000
267	Oyebisi A. O.	235	49,500,000
268	Akinmolola R. A.	237	191,400,000
269	Owolabi P. O.	236	50,820,000
270	Oladosun Layo	234	68,360,000

270	Oladokunayo	231	68,360.00
271	Adeyemi Sunday	233	70,180.00
272	Ogunyinka M. A.	232	13,500.00
273	Oxewole Moses	231	(14,520.00)
274	Ogunyemi Oluwole	230	(118,580.00)
275	Musthu Amurat	229	125,840.00
276	Salami Sulaiman	228	11,520.00
277	Tamimi R. O.	227	10,900.00
278	Tijani Isiaka	225	16,500.00
279	Danda Mutiu	224	191,700.00
280	Salau Aderemi	223	174,163.00
281	Ojo Anthony	408	201,665.00
282	Adegunwa Ronke	222	37,560.00
283	Moshood Wasu	228	26,620.00
284	Ogunrombi Samuel	220	118,500.00
285	Adeniran Wahat	235	10,920.00
286	Oguntona Adewumi	235	(100.00)
287	Tijani Kareem	416	(9,680.00)
288	Salami Ismaila A.	430	(33,023.00)
289	Dr. Adebayo R. O.	431	(3,667.00)
290	Salami Tamimi Titilope	433	(100.00)
291	Hammed Rasheed	490	(6,600.00)
292	Sadiq K. A.	491	124,301.00
293	Ojo Serah	488	(8,800.00)
294	Omolade Adeyinka	170	(16,500.00)
295	Lawal Alidu	46	(500.00)
296	Abegunwa Ronke	473	37,560.00
297	Salami Tamim Titilope	490	(100.00)
298	Hammed Rasheed	491	(6,600.00)
299	Tamimi Salamat	163	(1,100.00)
300	Pension		292,278,454.74
	TOTAL	197	310,187,885.23

NOTE 27: SUMMARY OF DEPOSIT FOR THE YEAR ENDED 31ST DEC., 2019

S/NO.	PARTICULAR	LEDGER FOLIO/	AMOUNT
		PAGE	N
1	TAX		144,717.50
2	W.F.L	883	2,010,139.97
3	VAT	269	4,614,019.60
4	Stamp Duty	254	475.00
5	Alamu W. D	277	0.00
6	M. A. Adesope	411	9,600.00
7	DF & S ATISBO L/G (Olanipekun Mary)	343	0.00
8	Sodiq K.A	721	(8,669.72)
9	DF & S ATISBO L/G (Ganiyu T. R.)	247	4,576.00
10	Korede A. F. (Saki East)	346	5,888.89
11	CONFAB Delegate	347	2,750.00
12	Staff Development Levy	342	74,300.00
13	Adepoju John Adewale	344	3,850.00
14	DF & S Ibadan North East (Babajide I.A. & Olayemi J.O.)	248	4,000.00
15	DF & S ATISBO L/G (Morakinyo Sarah)	317	0.00
16	DF & S Aijo L/G (O. A. Kayode)		(0,829.67)
17	Adaji O. A.	319	20,790.00
18	Abdullahi Yusuf	270	25,200.00
19	J. A. Ojediran	340	6,959.30
20	S. O. Oladeye	341	56,400.00
21	Abh. Sulaman Lawal Oroyinrin	345	500,000.00
22	Oni Simeon Olatunde	507	500,000.00
	Okesipe Solomon	288	4,000,000.00
23	Muritala Raheem	513	2,400,000.00

24	Azeez Jamm	289	1,000,000.00
25	Mh Mayowa Lajudeen	290	700,000.00
26	Yusuff Ram A	292	2,120,000.00
27	Ogunmumi Olusegun	295	1,000,000.00
	Chief Isaac Koleoso		1,000,000.00
28	Chief Isaac O	298	3,500,000.00
29	Kareem Adegoke	301	1,245,000.00
30	Adeola F	303	850,000.00
31	Blessing Adebayo Basit	306	2,600,000.00
32	Adeyemi Lajudeen	308	1,000,000.00
33	Oyo SUPB (Tractor Guarantors)	385	239,737.50
34	Sulaiman Lawal Oroniyin	385	500,000.00
35	Om Simeon Olaturide	312	500,000.00
36	DF&S Oyo East L/G	315	140.00
37	Ogundepo Waheed	316	0.00
38	HLS	353	0.00
39	Ojo Birsiyu	369	0.00
40	Kayode Oladapo	372	0.00
41	Olasoko Adeyemi O.	374	19,500.00
42	SUB TOTAL	387	39,645,544.37
43	DEPOSIT ASABARI LCDA		
	TOTAL		39,645,544.37

NOTE 28: GENERAL REVENUE BALANCE

DETAILS	ACTUAL CURRENT YEAR 2019 SAKI WEST LOCAL GOVT.	ACTUAL CURRENT YEAR 2019 ASABARI LCDA	ACTUAL CURRENT YEAR 2019 WEWE LCDA	ACTUAL CURRENT YEAR 2019 TOTAL
Opening Balance (General Revenue b.f. 2018)	293,494,894.69	70,491,862.83	52,795,726.22	416,782,483.74
Independent Generated Revenue	14,950,860.00	1,385,523.00	22,138,567.18	38,474,950.18
10% State IGR	19,868,264.80	0.00	0.00	19,868,264.80
VAT	272,668,003.71	0.00	0.00	272,668,003.71
Statutory Allocation	479,026,489.05	75,612,535.81	75,612,535.81	630,251,560.67
Aids and Grants:			0	0.00
(a) Paris Club	16,212,504.08	0.00		16,212,504.08
(b) Excess Crude Oil	125,000,000.00	0.00		125,000,000.00
Miscellaneous Revenue :				0.00
(a) Expenditure Recovery	3,889,691.51	0.00	664,650.00	4,554,341.51
(b) Share of Stabilization	0.00	4,952,464.34	4,952,464.34	9,904,928.68
TOTAL REVENUE (A)	1,225,110,707.84	152,442,385.98	156,163,943.55	1,533,717,037.37
Personnel Emolument	295,262,265.40	0.00		295,262,265.40
Over Head Expenditure	81,211,472.07	14,585,651.00	13,096,233.70	108,893,356.77
Transfer to LCDA	151,444,000.30	81,555,614.00	77,587,959.86	310,587,574.16
Capital Expenditure	228,407,177.00	0.00		228,407,177.00
TOTAL EXPENDITURE (B)	756,324,914.77	96,141,265.00	90,684,193.56	943,150,373.33
Closing Balance (A-B)	468,785,793.07	56,301,120.98	65,479,749.99	590,566,664.04

POSTING DATE	VALUE DATE	DESCRIPTION	OUTFLOW	INFLOW	BALANCE
24 Apr 2019	24 Apr 2019	TRF B O SAKI SAKI WEST LO by SAKI WEST LOCAL GOVT Polaris 91930026455551	-	945,012.04	12,705,379.72
24 Apr 2019	24 Apr 2019	CBN STAMPDUTY:24APR2019/S20664508 20190424_S20664508_4012_NG14427084 Org. Amt: 945012.04	50.00	-	12,705,329.72
25 Apr 2019	25 Apr 2019	ALERT CHARGE : 24 APR 19 0022445282/24 APR 19/NGN:000145 SMS ALERT CHARGE	4.00	-	12,705,325.72
30 Apr 2019	30 Apr 2019	CHBT Cheque Book RequestBS*00_100 CHBT Cheque Book RequestBS10	3,000.00	-	12,702,325.72
30 Apr 2019	30 Apr 2019	VATVAT	150.00	-	12,702,175.72
01 May 2019	01 May 2019	ALERT CHARGE : 30 APR 19 0022445282/30 APR 19/NGN:000145 SMS ALERT CHARGE	6.00	-	12,702,169.72
23 May 2019	23 May 2019	TRF B O SAKI WEST SWLG TR by SAKI WEST LOCAL GOVT Polaris 91930026588496	-	639,313.30	13,341,483.02
23 May 2019	23 May 2019	CBN STAMPDUTY:23MAY2019/S45251523 20190523_S45251523_3835_NG14427084 Org. Amt: 639313.3	50.00	-	13,341,433.02
24 May 2019	24 May 2019	Historical Statement Charges Historical Statement Charges	60.00	-	13,341,373.02
28 May 2019	28 May 2019	VAT	4.00	-	13,341,369.02
30 May 2019	30 May 2019	RBX_735462938sp5onvsh57 HAJAIFA AHMED 000015190530104932000402267192	-	20,000.00	13,361,369.02
30 May 2019	30 May 2019	CBN STAMPDUTY:30MAY2019/SF1333433 20190530_S51333433_2_NG14427084 Org. Amt: 20000	50.00	-	13,361,299.02
31 May 2019	31 May 2019	ALERT CHARGE : 30 MAY 19 0022445282/30 MAY 19/NGN:000145 SMS ALERT CHARGE	4.00	-	13,361,295.02
03 Jun 2019	03 Jun 2019	Historical Statement Charges Historical Statement Charges	40.00	-	13,361,255.02
03 Jun 2019	03 Jun 2019	VAT	2.00	-	13,361,253.02
06 Jun 2019	06 Jun 2019	Historical Statement Charges Historical Statement Charges	100.00	-	13,361,153.02
06 Jun 2019	06 Jun 2019	VAT	5.00	-	13,361,148.02
08 Jun 2019	08 Jun 2019	ALERT CHARGE : 23 MAY 19 0022445282/23 MAY 19/NGN:000145 SMS ALERT CHARGE	4.00	-	13,361,144.02
02 Jul 2019	02 Jul 2019	Repayment After Renewal of 0029462545 Credit to Repayment Acct	-	773,938.36	14,135,082.38
05 Jul 2019	05 Jul 2019	Historical Statement Charges Historical Statement Charges	100.00	-	14,134,982.38
05 Jul 2019	05 Jul 2019	VAT	5.00	-	14,134,977.38

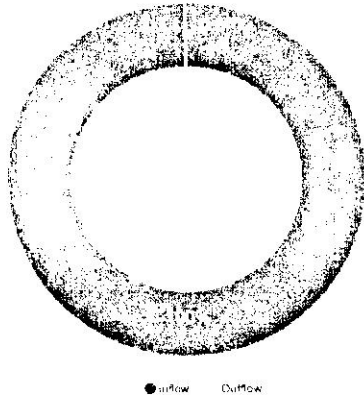
M/S. WEWE LCDA STABILIZATION ACC

WEWE LOCAL COUNCIL DEV. AREA IDI ARABA, SAKI WEST, OYO



ACCOUNT NUMBER: 0022445282 | CURRENCY: NGN | DATE GENERATED: 25 Mar 2020 03:37 PM

INFLOW VS OUTFLOW



Current Balance

15,507,999.81



FROM
01 Jan 2019



TO
31 Jan 2020



6,020,601.67
Opening Balance



15,507,999.81
Closing Balance

POSTING DATE	VALUE DATE	DESCRIPTION	OUTFLOW	INFLOW	BALANCE
03 Jan 2019	03 Jan 2019	Repayment After Renewal of 0029462545 Credit to Repayment Acct	-	499,315.07	6,519,916.74
28 Jan 2019	28 Jan 2019	TRF B O WEWE LCDA by WEWE LOCAL COUNCIL DEV AR Polaris 91930025635389	-	1,073,657.83	7,593,574.57
28 Jan 2019	28 Jan 2019	CBN STAMPDUTY:28JAN2019/S51496295 20190128_S51496295_2850_NG14427084 Org. Amt: 1073657.83	50.00	-	7,593,524.57
29 Jan 2019	29 Jan 2019	ALERT CHARGE : 28 JAN 19 0022445282/28 JAN 19/NGN/000145 SMS ALERT CHARGE	4.00	-	7,593,520.57
06 Feb 2019	06 Feb 2019	ALERT CHARGE : 03 JAN 19 0022445282/03 JAN 19/NGN/000145 SMS ALERT CHARGE	4.00	-	7,593,516.57
07 Feb 2019	07 Feb 2019	TRF B O SAKI WEST LOCAL G by SAKI WEST LOCAL GOVT Polaris 91930025831783	-	1,763,964.61	9,357,481.18
07 Feb 2019	07 Feb 2019	CBN STAMPDUTY:07FEB2019/S59898910 20190207_S59898910_566_NG14427084 Org Amt: 1763964.61	50.00	-	9,357,431.18
08 Feb 2019	08 Feb 2019	ALERT CHARGE : 07 FEB 19 0022445282/07 FEB 19/NGN/000145 SMS ALERT CHARGE	4.00	-	9,357,427.18
10 Feb 2019	10 Feb 2019	TRF B O SAKI WEST LOCAL GO by SAKI WEST LOCAL GOVT Polaris 91930026198422	-	1,604,174.39	10,961,601.57


M/S WEWE LOCAL COUNCIL DEV AREA STABILIZATION ACCOUNT



WEWE LOCAL COUNCIL DEV AREA (DI ARABA, SAKI WEST, OYO)

ACCOUNT NUMBER: 0029462545 | CURRENCY: NGN | DATE GENERATED: 25 Mar 2020 03:21 PM

INFLOW VS OUTFLOW



Current Balance

45,000,000.00



FROM
01 Jan 2019



TO
31 Jan 2020



45,000,000.00
Opening Balance



45,000,000.00
Closing Balance

POSTING DATE	VALUE DATE	DESCRIPTION	OUTFLOW	INFLOW	BALANCE
03 Jan 2019	03 Jan 2019	0029462545 :05 10 2018 to 02 01 2019 Interest run	-	499,315.07	45,499,315.07
03 Jan 2019	03 Jan 2019	Renewal Debit Transaction 0029462545	499,315.07	-	45,000,000.00
03 Apr 2019	03 Apr 2019	0029462545 :03 01 2019 to 02 04 2019 Interest run	-	798,904.11	45,798,904.11
03 Apr 2019	03 Apr 2019	Renewal Debit Transaction 0029462545	798,904.11	-	45,000,000.00
02 Jul 2019	02 Jul 2019	0029462545 :03 04 2019 to 01 07 2019 Interest run	-	773,938.36	45,773,938.36
02 Jul 2019	02 Jul 2019	Renewal Debit Transaction 0029462545	773,938.36	-	45,000,000.00
30 Sep 2019	30 Sep 2019	0029462545 :02 07 2019 to 29 09 2019 Interest run	-	748,972.60	45,748,972.60
30 Sep 2019	30 Sep 2019	Renewal Debit Transaction 0029462545	748,972.60	-	45,000,000.00
29 Dec 2019	29 Dec 2019	0029462545 :03 09 2019 to 02 12 2019 Interest run	-	0.00	45,000,000.00

SAKI WEST LOCAL GOVERNMENT, SAKI

BANK RECONCILIATION STATEMENT FOR THE MONTH OF DECEMBER, 2019

1. Skye Bank Account No. 1750031248 (VAT Account)	-	29,995,476.93CR
2. Skye Bank Account No. 1750042211 (VAT Account)	-	2,769,298.89CR
3. Skye Bank Account No. 1750027085 (Main Account)	-	992.00CR
4. Zenith Bank Account No. 1012383228(Main Account)	-	57,355,837.33CR
5. Access Bank Account No. 0053415017 (State IGR)	-	53,384.42CR
6. U B.A. Bank Account No. 1008157244 Excess Crude Oil)		15,890.40CR
7. Heritage Bank Account No. 5900001709 Intervention Account	-	101,590.13CR
8. Skye Bank Independent IGR Account II 4040016943	-	<u>5,104,065.03CR</u>
		95,396,535.13CR


ADD: -

A. Debit in Cash Book not in Bank Statements (Uncredited Payment/Cheques)	NIL	
B. Debit in Bank Statement not in Cash Book	Nil	
C. Bank Charges	Nil	<u>NIL</u> 95,396,535.13

LESS: -

D. Credit in Cash Book not in Bank Statement (Unpresented Cheques/Payments)	14,396,800.79	
E. Credit in Bank Statements not in Cash Book	1,440,986.00	
F. Credit Transfer	<u>NIL</u>	<u>15,837,786.79</u>
* Cash Book Balance		79,558,748.34

THE CASH BOOK BALANCE AS AT THE END OF DECEMBER, 2019 IS N79,558,748.34


Alh. M. A. Owolabi,
Director of Finance and Supplies,
Saki West Local Government

APPENDIX "A"

DEBIT IN CASH BOOK NOT IN BANK STATEMENTS

(UNCREDITED PAYMENT/CHEQUES)

APPENDIX "B"

DEBIT IN BANK STATEMENTS NOT IN CASH BOOK

Nil

APPENDIX "C"
BANK CHARGES

Nil

APPENDIX "D"

**CREDIT IN CASH BOOK NOT IN BANK STATEMENTS
(UNPRESENTED CHEQUES)**

27/06/2018	Bamidele R.L Cheque No. 1279	-	36,000.00
28/06/2018	Bamidele R.L Cheque No. 1279	-	7,000.00
15/08/2018	Nig. Union of Pensioners Cheque No. 3917	-	73,845.32
24/05/2019	NUP Chq NO 4261	-	39,611.40
30/08/2019	Itesiwaju Local Govt. Cheque No. 4311	-	37,500.00
16/09/2019	The Sec. Oyo State Govt. Cheque No. 4317	-	80,000.00
23/10/2019	Sec. Oyo State Govt. Cheque No. 4332	-	80,000.00
26/11/2019	Oyo State Health Insurance Cheque No.4373	-	222,333.00
26/11/2019	Nig. Union of Pensioners Cheque No. 4354	-	41,659.44
20/12/2019	Saki East Local Government Cheque No. 4374	-	30,000.00
20/12/2019	Oyo State Health Insurance Agency Cheque No.4372	-	223,000.00
20/12/2019	SWLG. Pension Union, Saki Cheque No. 4368	-	50,045.90
20/12/2019	ATISBO South LCDA Cheque No. 4371	-	78,000.00
20/12/2019	Bello Rafiu & Co. Cheque No. 4377	-	12,197,805.73
20/12/2019	FIRS Cheque No. 4379	-	600,000.00
20/12/2019	FIRS Cheque No. 4380	-	<u>600,000.00</u>

14,296,800.78

APPENDIX "E"

CREDIT IN BANK STATEMENTS NOT IN CASH BOOK

25/04/2019	Adeniran O. A.	-	130,000.00
03/05/2019	Adeniran O. A	-	22,500.00
15/05/2019	Adeniran O. A	-	50,000.00
20/06/2019	Kolawole Hakeem	-	30,000.00
21/06/2019	Adeniran O. A.	-	25,000.00
05/07/2019	Adeniran O. A.	-	125,000.00
09/07/2019	Oyo State Universal Basic Edu. Board	-	120,000.00
19/08/2019	OYS TESCO Jan 2018 to July 2019	-	60,000.00
29/08/2019	OYS TESCO AUG., 2019	-	60,000.00
02/10/2019	TESCOM SEPT., 2019 Salary Ded.	-	60,000.00
30/10/2019	Adeniran Yinka	-	35,000.00
14/11/2019	SWLG Cheque No. 44095911 FBN	-	433,556.00
14/11/2019	SWLG Cheque No. 44095893 FBN	-	108,000.00
26/11/2019	Charge + VAT (Unapplied)	-	630.00
07/11/2019	OYS TESCO October, 2019 Salary Deduction	-	60,000.00
06/12/2019	OYS TESCO Nov., 2019 Sal. Deduction	-	60,000.00
07/11/2019	OYS TESCO December, 2019 Salary Deduction	-	60,000.00
31/12/2019	Mrs. Oludele	-	800.00
04/12/2019	Lawal Barakat	-	500.00
			1,410,986.00

APPENDIX "F"

CREDIT TRANSFER

WEWE LOCAL COUNCIL DEVELOPMENT AREA, IDI-ARABA, SAKI
BANK RECONCILIATION STATEMENT FOR THE MONTH OF DECEMBER,
2019

BANK AND ACCOUNT NUMBER

1. First Bank Account No.	-	2032307399	-	N	162,153.49
2. Zenith Bank Account No.	-	1015234754	-	N	5,136,176.27
3. Polaris Bank Account No.	-	4040022692	-	N	<u>2,641,534.56</u>
				N	<u>7,939,864.32</u>

ADD:

A. Debit in Cash Book not in Bank Statement	-	NILL			
Debit in Bank Statement not in Cash					
B. Book	-	NILL			
C. Bank Charge	-	NILL			<u>NILL</u>
				N	<u>7,939,864.32</u>

LESS:

Credit in Cash Book not in Bank					
D. Statemen (unpresented)	-	80,700.00			
Credit in Bank Statement not in Cash					
E. Book	-	880,000.00			
F. Credit Transfer	-	NILL	-N		<u>960,700.00</u>
				N	<u>6,979,164.32</u>

Appendix D DECEMBER, 2019

Bank Charge Credit in Cash Book not in Bank Statement (Unpresented)

5/12/2019	-	Hon. Niyi Olawuwo	-	N	100.00
5/12/2019	-	Engr. Festus Olaolu	-	N	600.00
20/12/2019	-	Secretary Oyo State Govt.(Chq 00000435)	-	N	80,000.00
					80,700.00
				N	80,700.00

Appendix E DECEMBER, 2019

Credit in Bank Statement not in Cash Book

31/12/2019

- Neft (FBN) FirstDirect

- N 880 000.00

ASABARI LOCAL COUNCIL DEVELOPMENT AREA, KINNIKINI, SAKI

BANK RECONCILIATION STATEMENT FOR THE MONTH OF DECEMBER,

2019

a. Polaris Bank LTD. Account NO. 4040035733 (I.G. R. Account)	714,049.16CR
b. Polaris Bank Account No. 1015233489 (Standing Order Account (S/O))	1,381,762.90CR
c. Polaris Bank Ltd. Account No. 4040035726 (VAT Account)	<u>1.00CR</u>
	2,095,813.06CR

Less:

A. Debit in Cash Book not in Bank Statement

(Uncredited Payment/Cheque) **10,000.00**

B. Debit in Bank Statements not in Cash Book **Nil**

C. Bank Charges **5,097.00**

15,097.00
2,110,910.06CR

Less:

D. Credit in Cash Book not in Bank Statement

(Unpresented Cheques/Payments) **Nil**

E. Credit in Bank Statements not in Cash Book **5,087,558.48**

F. Credit Transfer **Nil**

1,087,558.48CR

* Cash Book Balance **1,023,351.58**

THE CASH BOOK BALANCE AS AT THE END OF DECEMBER, 2019 IS ₦1,023,351.58CR

APPENDIX "A"

Debit in Cash book not in Bank Statements
(uncredited payment/cheques)

30/12/2019 Payment by Akindavini Victor

N10,000.00

APPENDIX "B"

Debit in Bank Statements not in Cash Book

APPENDIX "C"

Bank Charges

23/02/2019	Total Charges Zenith Bank 33489	---	178.00
29/03/2019	Total Charges Zenith Bank 33489	--	208.00
26/04/2019	Total Charges Zenith Bank 33489	--	250.00
29/05/2019	Total Charges Zenith Bank 33489	--	102.00
31/07/2019	Total Charges Zenith Bank 33489	--	1,322.00
28/08/2019	Total Charges Zenith Bank 33489	--	2,707.00
28/09/2019	Total Charges Zenith Bank 33489	--	82.00
31/10/2019	Total Charges Zenith Bank 33489	----	144.00
21/11/2019	Total Charges Zenith Bank 33489	----	<u>54.00</u>
27/12/2019	Stamp duty charge	----	<u>50.00</u>

5,097.00

APPENDIX "D"

Credit in cash book not in Bank Statements
(unpresented cheques)

APPENDIX - C

Credit in bank Statements not in Cash Book

05/04/2019	Credit in Bank Statement A/C No. 4010033726	-	001.00
31/12/2019	Neft/FBN/First Direct/007520	-	205,057.48
31/12/2019	NEFT/FBN/First Direct/0007520	-	880,000.00
31/12/2019	Ogundepo Christiana	-	<u>2,500.00</u>
			1,087,558.48

APPENDIX "F"

Credit Transfers

11/1/2018 - 31/12/2019

Office Sak West Local Government Stabilization Account

Account Type: 5700
 Currency: KES
 Opening Balance: 7,146.00
 Total Debit: 52,677.00
 Total Credit: 8,535.77
 Closing Balance: 15,629.77

TRANS DATE	POST DATE	NARRATION	CHQ. NO	DEBIT	CREDIT	BALANCE
		Opening Balance		0.00	0.00	7,146.00
31-Dec-2018	31-Dec-2018	SMS/SMS CHARGES FOR DECEMBER, 2018		12.00		7,134.00
31-Dec-2018	31-Dec-2018	20XXX Int. Pd.01-12-2018to 31-12-2018		1,884.20		5,249.80
01-Jan-2019	31-Dec-2018	20XXX Int. Pd.01-12-2018to 31-12-2018			18,841.99	24,091.79
01-Jan-2019	01-Jan-2019	MET OFFICE WEST /TRF B.O SAKI WEST LOCAL G			1,401.00	22,690.79
26-Jan-2019	26-Jan-2019	SMS/SMS CHARGES FOR JANUARY, 2019		12.00		22,678.79
01-Feb-2019	31-Jan-2019	20XXX Int. Pd.01-01-2019to 31-01-2019		2,686.96		19,991.83
01-Feb-2019	31-Jan-2019	20XXX Int. Pd.01-01-2019to 31-01-2019			26,869.56	46,861.39
		MET OFFICE WEST /TRF B.O SAKI				46,861.39

DATE	DESCRIPTION	CHK. NO.	DEBIT	CREDIT	BALANCE
01-Jul-2019	20XXX WtAxPd:01-06-2019to 30-06-2019		5,108.43		15,456.14
01-Jul-2019	20XXX Int. Pd:01-06- 2019to30-06-2019			(1) 51,686.34	15,456.14
01-Jul-2019	SMS/SMS CHARGES FOR JULY, 2019		8.00		15,456.14
01-Aug-2019	20XXX WtAxPd:01-07-2019to 31-07-2019		5,294.73		15,456.14
01-Aug-2019	20XXX Int. Pd:01-07- 2019to31-07-2019			(2) 52,947.32	15,456.14
01-Aug-2019	SMS/SMS CHARGES FOR AUGUST, 2019		8.00		15,456.14
01-Sep-2019	20XXX WtAxPd:01-08-2019to 31-08-2019		5,311.12		15,456.14
01-Sep-2019	20XXX Int. Pd:01-08- 2019to31-08-2019			(9) 53,111.21	15,456.14
01-Oct-2019	20XXX WtAx Pd:01-09-2019to 31-09-2019		5,155.70		15,456.14
01-Oct-2019	20XXX Int. Pd:01-09- 2019to30-09-2019			(10) 51,557.04	15,456.14
10-Oct-2019	SMS/SMS CHARGES FOR SEPTEMBER, 2019		8.00		15,456.14
01-Nov-2019	SMS/SMS CHARGES FOR OCTOBER, 2019		8.00		15,456.14
01-Nov-2019	20XXX WtAx Pd:01-10-2019to 31-10-2019		5,343.52		15,456.14
01-Nov-2019	20XXX Int. Pd:01-10- 2019to31-10-2019			(11) 53,435.19	15,456.14
01-Dec-2019	SMS/SMS CHARGES NOVEMBER, 2019		8.00		15,456.14
09-Dec-2019	20XXX WtAx Pd:01-11-2019to 30-11-2019		5,187.15		15,456.14
09-Dec-2019	20XXX Int. Pd:01-11-			(12)	15,456.14

SMS/SMS CHARGES DECEMBER, 2019

TRANS DATE	VALUE DATE	NARRATION	CHQ. NO	DEBIT	CREDIT	BALANCE
Dec-2019	30-Dec-2019	SMS/SMS CHARGES DECEMBER, 2019		8.00		15,629,473.01

2020-01-26 11:31



21/12/2018

REF: UB/IWO ROAD /IBD/FTD/12/2018

Saki West Lga
Saki,
Ibadan.

Dear Sir/Ma,

CONFIRMATION OF INVESTMENT

We write to inform you that the sum of N65, 533,918.58(Sixty Five Million, Five Hundred and Thirty Three Thousand, Nine Hundred and Eighteen naira, Fifty Eight Kobo), has been invested under the following Terms and Conditions:

INVESTOR:	Saki West LG
INSTRUMENT:	Fixed deposit
PRINCIPAL AMOUNT:	65,533,918.58
RATE:	10%
TENOR:	90days
EFFECTIVE DATE:	21/12/2018
MATURITY DATE:	21/03/2019
WHT	163,385.93
INTEREST PAYABLE:	1,470,473.42

At maturity the fund will be rolled over at the prevailing market rate if we do not get a counter instruction from you. Please, do provide disposal instruction at least seven (7) days before maturity date.

Furthermore, premature liquidation of this investment will attract a penal charge of 20% on the accrued interest as at date of termination.

We thank you for your patronage and look forward to a mutually beneficial relationship.

Yours faithfully,
FOR: UNITY BANK PLC

Polaris Bank Limited
Saki Branch
Opposite Saki West Local Govt. Secretariat,
Saki, Oyo State, Nigeria.
Tel: +234 8029075937
e-mail: info@polarisbanklimited.com
www.polarisbanklimited.com



MC 1525101

November 13, 2019

INDEPENDENT GENERATED REVENUE ACCII
SAKI WEST LOCAL GOVT

P.M.B. 16 - OYO

Dear Sir,

Slip No:-551067

Account No:-0071173916

Report By:- Bukola faridat Lawa

Staff No:-11755

Branch:-Saki

RE: NGN31,846,153.91 FIXED DEPOSIT INVESTMENT - CONFIRMATION ADVICE

Your fixed deposit of NGN31,846,153.91 has been invested under the following terms and conditions:

Investor	: INDEPENDENT GENERATED REVENUE ACCII
Transaction Description	: Fixed Deposit
Deposit Amount	: NGN31,846,153.91
Deposit Value Date	: 01-NOV-19
Deposit Terms	: 30 days
Maturity Date	: 01-DEC-19
Interest Rate	: 9.00%p.a
Accrued Interest	: 212,016.86 (payable @ maturity)

Please note that any pre-mature termination will attract a penal charge of 25% on accrued interest earned. Also note that if we do not hear from you in three working days to maturity, we will roll over the investment at prevailing interest rates at the same tenor.

While we assure you of our best services at all times, we count on your continued patronage.

Yours faithfully
For Polaris Bank Ltd

Transaction Officer

Kindly contact the branch on telephone number , if you require additional information.

Branch Service Manager

Member NDIC (DIS)

Polaris Bank Limited

Saki Branch

Opposite Saki West Local Govt.

Secretariat, Ajejunle, Saki,

Oyo State, Nigeria.

Tel: +234 8029075937

e-mail: info@polarisbanklimited.com

www.polarisbanklimited.com



BC 1525152

August 7, 2019

**INDEPENDENT GENERATED REVENUE ACCII
SAKI WEST LOCAL GOVT**

P.M.B. 16 - OYO

Dear Sir,

Slip No:-536177

Account No:-0071173916

Report By:- Akeem Adeleke

Staff No:-04606

Branch:-Saki

RE: NGN31,218,479.34 FIXED DEPOSIT INVESTMENT - CONFIRMATION ADVICE

Your fixed deposit of NGN31,218,479.34 has been invested under the following terms and conditions:

Investor	: INDEPENDENT GENERATED REVENUE ACCII
Transaction Description	: Fixed Deposit
Deposit Amount	: NGN31,218,479.34
Deposit Value Date	: 03-AUG-2019
Deposit Terms	: 30 days
Maturity Date	: 02-SEP-2019
Interest Rate	: 9.00%p.a
Accrued Interest	: 207,838.10 (payable @ maturity)


Please note that any pre-mature termination will attract a penal charge of 25% on accrued interest earned. Also note that if we do not hear from you in three working days to maturity, we will roll over the investment at prevailing interest rates at the same tenor.

While we assure you of our best services at all times, we count on your continued patronage.

Yours faithfully
For Polaris Bank Ltd

Transaction Officer

Kindly contact the branch on telephone number , if you require additional information.


Branch Service Manager

Polaris Bank Limited
 Saki Branch
 Opposite Saki West Local Govt.
 Secretariat, Ajejunle, Saki,
 Oyo State, Nigeria.
 Tel +234 8029075937
 e-mail: info@polarisbanklimited.com
 www.polarisbanklimited.com



Slip No:-530528

Account No:-0071173916

Report By:- Abiola Johnson Ojelowo

Staff No:-09756

Branch:-Saki

July 4, 2019

**. INDEPENDENT GENERATED REVENUE ACCII
 SAKI WEST LOCAL GOVT**

P.M.B. 16 - OYO

Dear Sir,

RE: NGN31,012,015.79 FIXED DEPOSIT INVESTMENT - CONFIRMATION ADVICE

Your fixed deposit of NGN31,012,015.79 has been invested under the following terms and conditions:

Investor	: INDEPENDENT GENERATED REVENUE ACCII
Transaction Description	: Fixed Deposit
Deposit Amount	: NGN31,012,015.79
Deposit Value Date	: 04-JUL-2019
Deposit Terms	: 30 days
Maturity Date	: 03-AUG-2019
Interest Rate	: 9.00%p.a
Accrued Interest	: 0.00 (payable @ maturity)


Please note that any pre-mature termination will attract a penal charge of 25% on accrued interest earned. Also note that if we do not hear from you in three working days to maturity, we will roll over the investment at prevailing interest rates at the same tenor.

While we assure you of our best services at all times, we count on your continued patronage.

Yours faithfully
 For Polaris Bank Ltd

Transaction Officer

Kindly contact the branch on telephone number, if you require additional information.



 Branch Service Manager

20/02/2019

POANS 0-PIUS

Polaris Bank Limited
Saki Branch
Opposite Saki West Local Govt. Secretariat,
Saki, Oyo State, Nigeria.
Tel: +234 8029075937
e-mail: info@polarisbanklimited.com

20/



NC 1325121

Print www.polarisbanklimited.com

February 20, 2019

INDEPENDENT GENERATED REVENUE ACCII
SAKI WEST LOCAL GOVT

P.M.B. 16 - OYO

Dear Sir,

Slip No:-508359

Account No:-0071173916

Report By:- Akeem Adeleke

Staff No:-04606

Branch:-Saki

RE: NGN30,000,000.00 FIXED DEPOSIT INVESTMENT - CONFIRMATION ADVICE

Your fixed deposit of NGN30,000,000.00 has been invested under the following terms and conditions:

Investor	: INDEPENDENT GENERATED REVENUE ACCII
Transaction Description	: Fixed Deposit
Deposit Amount	: NGN30,000,000.00
Deposit Value Date	: 04-FEB-2019
Deposit Terms	: 30 days
Maturity Date	: 06-MAR-2019
Interest Rate	: 9.00%p.a
Accrued Interest	: 199,726.03 (payable @ maturity)

Please note that any pre-mature termination will attract a penal charge of 25% on accrued interest earned. Also note that if we do not hear from you in three working days to maturity, we will roll over the investment at prevailing interest rates at the same tenor.

While we assure you of our best services at all times, we count on your continued patronage.

Yours faithfully
For Polaris Bank Ltd

Transaction Officer

Kindly contact the branch on telephone number , if you require additional information.

Branch Service Manager

Original copy received
by me
21/02/19

Member NDIC (DIS)



21/12/2018

REF: UB/TWO ROAD /IBD/FTD/12/2018

Saki West Lga
Saki,
Ibadan.

Dear Sir/Ma,

CONFIRMATION OF INVESTMENT

We write to inform you that the sum of N65, 533,918.58(Sixty Five Million, Five Hundred and Thirty Three Thousand, Nine Hundred and Eighteen naira, Fifty Eight Kobo), has been invested under the following Terms and Conditions:

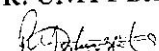
INVESTOR:	Saki West LG
INSTRUMENT:	Fixed deposit
PRINCIPAL AMOUNT:	65,533,918.58
RATE:	10%
TENOR:	90days
EFFECTIVE DATE:	21/12/2018
MATURITY DATE:	21/03/2019
WHT	163,385.93
INTEREST PAYABLE:	1,470,473.42


At maturity the fund will be rolled over at the prevailing market rate if we do not get a counter instruction from you. Please, do provide disposal instruction at least seven (7) days before maturity date.

Furthermore, premature liquidation of this investment will attract a penal charge of 20% on the accrued interest as at date of termination.

We thank you for your patronage and look forward to a mutually beneficial relationship.

Yours faithfully,
FOR: UNITY BANK PLC


Adedayo Bimbola(04307)
Fund Transfer Officer


Ogundepo Elizabeth(02499)
Branch Service Manager

confirm acceptance of the terms: 43

23/09/2019

REF: UB/IWO ROAD /IBD/FTD/09/2019



Saki West LGA
Saki,
Ibadan.

Dear Sir/Ma,

CONFIRMATION OF INVESTMENT

We write to inform you that the sum of N68,474,821.73 (Sixty Eight Million, Four Hundred and Seventy Four Thousand, Eight Hundred and Twenty One Naira, and Seventy Three Kobo), has been invested under the following Terms and Conditions:


INVESTOR:	Saki West LG
INSTRUMENT:	Fixed deposit
PRINCIPAL AMOUNT:	68,474,821.73
RATE:	10%
TENOR:	87days
EFFECTIVE DATE:	23/09/2019
MATURITY DATE:	19/12/2019
WHT	163,213.95
INTEREST PAYABLE:	1,468,925.63


At maturity the fund will be rolled over at the prevailing market rate if we do not get a counter instruction from you. Please, do provide disposal instruction at least seven (7) days before maturity date.

Furthermore, premature liquidation of this investment will attract a penal charge of 20% on the accrued interest as at date of termination.

We thank you for your patronage and look forward to a mutually beneficial relationship.

Yours faithfully,
FOR: UNITY BANK PLC


Adedayo Bimbola(04307)
Fund Transfer Officer


Ogundepo Elizabeth(02499)
Branch Service Manager

Please confirm acceptance of the terms:

Name of customer SAKI WEST LGA
Signature [Signature] Date 23/09/19

2019
Interest



21/03/2019

REF: UB/TWO ROAD /IBD/ITD/03/2019
Saki West Lga
Saki,
Ibadan.

Dear Sir/Ma,

CONFIRMATION OF INVESTMENT

We write to inform you that the sum of N65, 533,918.58(Sixty Five Million, Five Hundred and Thirty Three Thousand, Nine Hundred and Eighteen naira, Fifty Eight Kobo), has been invested under the following Terms and Conditions:

INVESTOR:	Saki West LG
INSTRUMENT:	Fixed deposit
PRINCIPAL AMOUNT:	65,533,918.58
RATE:	10%
TENOR:	90days
EFFECTIVE DATE:	21/03/2019
MATURITY DATE:	19/06/2019
WIT	161,590.5
INTEREST PAYABLE:	1,454,314.50

At maturity the fund will be rolled over at the prevailing market rate if we do not get a counter instruction from you. Please, do provide disposal instruction at least seven (7) days before maturity date.

Furthermore, premature liquidation of this investment will attract a penal charge of 20% on the accrued interest as at date of termination.

We thank you for your patronage and look forward to a mutually beneficial relationship.

Yours faithfully,
FOR: UNITY BANK PLC

Adedayo Bimbola(04307)
Fund Transfer Officer

Ogundepo Elizabeth(02499)
Branch Service Manager

Please confirm acceptance of the terms:

Name of customer: Saki West LGA
Signature: [Signature] Date: 21/03/2019

1,454,314.50
1,486,588.14
1,420,423.42



21/06/2019

REF: UB/IWO ROAD /IBD/FTD/06/2019
Saki West Lga
Saki,
Ibadan.

Dear Sir/Ma,

CONFIRMATION OF INVESTMENT

We write to inform you that the sum of N66, 988,232. 94(Sixty Six Million, Nine Hundred and Eighty Eight Thousand, Two Hundred and Thirty Two naira, Ninety Four Kobo) has been invested under the following Terms and Conditions:

INVESTOR: Saki West LG
INSTRUMENT: Fixed deposit
PRINCIPAL AMOUNT: 66, 988, 232. 94
RATE: 10%
TENOR: 90days
EFFECTIVE DATE: 21/06/2019
MATURITY DATE: 19/09/2019
WHT 165, 176. 46
INTEREST PAYABLE: 1, 486, 588. 14

At maturity the fund will be rolled over at the prevailing market rate if we do not get a counter instruction from you. Please, do provide disposal instruction at least seven (7) days before maturity date.

Furthermore, premature liquidation of this investment will attract a penal charge of 20% on the accrued interest as at date of termination.

We thank you for your patronage and look forward to a mutually beneficial relationship.

Yours faithfully,
FOR: UNITY BANK PLC

Odebunmi Yewande(04994)
Ag.Fund Transfer Officer

Ogundepo Elizabeth(02499)
Branch Service Manager

Please confirm acceptance of the terms:
Name of customer
Signature: Date:.....