

**SAKI WEST LOCAL GOVERNMENT, ASABARI
AND WEWE LCDA, SAKI
P. M. B. 16, SAKI, OYO STATE.**



YEAR 2018

ANNUAL FINANCIAL STATEMENT

STATEMENT NO. 1

RESPONSIBILITY FOR THE PREPARATION AND PRESENTATION OF FINANCIAL STATEMENTS

These Financial Statements have been prepared by the Council Treasurer of Saki West Local Government in accordance with the provisions of the Financial Control and Management Act 1958⁸ as amended.

The financial statements comply with the Generally Accepted Accounting Practice (GAAP). The Council Treasurer is responsible for establishing and maintaining a system of internal controls designed to provide reasonable assurance that the transactions carried out and recorded are within statutory authority and properly record the use of all public financial resources by the Local Government. However, to the best of my knowledge, this system of internal control has operated adequately throughout the reporting period.



Aih. M. A. Owolabi

Treasurer



Date

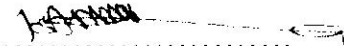
We accept responsibility for integrity of these financial statements, the information they contain and their compliance with above mentioned laws. In our opinion, these financial statements fairly reflect the financial position of Saki West Local Government as at 31st December, 2017 and its operations for the year ended on that date.



Alh. M. A. Owolabi

Treasurer

Date: 20/08/19



Mrs. Korede Aderonke F.

Director Of Admin. & General Services

Date:.....

SAKI WEST LOCAL GOVERNMENT, ASABARI LCDA AND WEWE LCDA

TRAIL BALANCE AS AT 31ST DECEMBER, 2018

S.NO.	NAMES	SAKI WEST		ASABARI LCDA		WEWE LCDA	
		DR	CR	DR	CR	DR	CR
1.	Cash & Bank	46,070,008.17	-	20,309,566.11	-	1,775,134.55	-
2.	Bank Account	1,077,770,279.00	-	1,077,770,279.00	-	1,077,770,279.00	-
3.	Advance	200,570,077.56	-	-	-	-	-
4.	Investment	950,952.00	-	-	-	-	-
5.	Deposit	-	32,742,064.02	-	2,505,557.65	-	-
6.	Equity / Net Assets	-	385,755,796.49	-	70,491,862.83	-	52,795,726.22
7.	Statutory Allocation	-	573,700,570.07	-	186,818,721.02	-	184,700,721.02
8.	VAT	-	514,966,906.03	-	-	-	-
9.	10% State IGR	-	43,710,182.56	-	-	-	-
10.	Independent Revenue	-	20,572,803.48	-	3,463,532.00	-	6,094,925.00
11.	Excess Crude	-	150,000,000.00	-	-	-	-
12.	Miscellaneous (Exp. Reco. Shares of Stab.	-	4,096,552.74	-	46,130,050.90	-	46,130,050.90
13.	Personnel Emolument	318,201,701.30	-	-	-	-	-
14.	Capital Expenditure	591,749,171.19	-	147,277,553.00	-	162,125,335.25	-
15.	Transfer to LCDA	371,526,442.02	-	-	-	-	-
16.	Overhead Cost	130,319,431.15	-	18,969,288.09	-	23,600,055.45	-
17.	Surplus/ Deficit	-	104,749,730.78	70,165,562.83	-	51,200,306.22	-
	TOTAL	1,830,294,605.49	1,830,294,605.49	309,409,724.40	309,409,724.40	289,721,423.40	289,721,423.40


 Mr. A. O. Oduro
 Director of Finance
 Saki West Local Government
 P.O. Box 100, Saki West
 Oyo State, Nigeria

STATEMENT NO. 3

SAKI WEST LOCAL GOVERNMENT, SAKI.
STATEMENT OF FINANCIAL PERFORMANCE
FOR THE YEAR ENDED 31ST DECEMBER, 2018.

ACTUAL PREVIOUS YEAR 2017		NOTE	APPROVED BUDGET CURRENT YEAR 2018 N	ACTUAL CURRENT YEAR 2018 TOTAL	ACTUAL CURRENT YEAR 2018 SAKI WEST LOCAL GOVT	ACTUAL CURRENT YEAR 2018 ASABARI LCDA	ACTUAL CURRENT YEAR 2018 WEWE LCDA
235,773,949.66	Opening Balance (General Revenue Bal. b/f from previous year (A))		-	-	490,504,727.27	326,200.00	1,595,420.00
	REVENUE						
328,924,835.30	Share of FAAC - Statutory Allocation	3	550,000,000.00	573,700,570.00	573,700,570.07	186,818,721.02	184,700,721.02
440,660,688.95	Share of VAT	4	470,000,000.00	514,966,906.03	514,966,906.03	-	-
51,657,488.48	10% State IGR	5	80,000,000.00	43,710,182.56	43,710,182.56	-	-
	Excess Crude	6	400,000,000.00	150,000,000.00	150,000,000.00	-	-
821,243,012.73	Total Dependent Revenue (B)		2,144,401,827.97	1,282,377,658.59	1,772,882,385.93	186,818,721.02	184,700,721.02
	Independent Generated Revenue:		-	-	-	-	-
193,940.00	- Tax Revenue	7	1,500,000.00	209,080.00	88,980.00	113,100.00	7,000.00
23,843,047.27	- Non - Tax Revenue	8	92,900,000.00	21,112,557.00	11,674,200.00	3,350,432.00	6,087,925.00
5,463,597.17	- Investment Income	9	5,500,000.00	8,809,623.48	8,809,623.48	-	-
50,000.00	- Interest Earned	10	100,000.00	-	-	-	-
29,550,584.44	Total Independent Revenue (C)		100,000,000.00	39,131,260.48	20,572,803.48	3,463,532.00	6,094,925.00
	- Aids and Grants - Bail Out (D)	11	-	-	-	-	-

15,064,283.17	Miscellaneous Revenue (E)	12	-	4,096,552.74	4,096,552.74	46,130,050.90	46,130,050.90
865,857,880.34	Total Revenue (F = B + C + D + E)		1,600,000,000.00	1,408,851,637.70	1,307,047,014.88	236,412,303.92	236,925,696.92
EXPENDITURE							
501,829,077.82	Personnel Emolument Severance Allowance of Ex-Political	13	375,619,680.29	318,201,701.30	318,201,701.30	-	-
				6,252,392.00	6,252,392.00	-	-
69,163,423.41	General Administration	14	166,060,079.66	89,257,374.69	64,164,681.15	11,335,788.09	13,756,905.45
4,518,400.00	Health and Environmental	15	33,704,920.70	7,706,000.00	4,635,000.00	1,031,000.00	2,040,000.00
15,299,100.00	Works, Housing, Land & Survey	16	23,513,378.90	20,046,868.00	13,631,868.00	3,606,000.00	2,809,000.00
40,030,600.00	Community Development & Culture (Edu.)	17	45,255,000.00	44,945,100.00	38,458,690.00	2,566,500.00	3,920,000.00
2,972,000.00	Agriculture & Natural Resources	18	8,150,000.00	4,680,150.00	3,176,000.00	430,000.00	1,074,150.00
-	Grant & Subsidies	19	-	-	-	-	-
-	Transfer to LCDA	20	-	-	371,526,442.02	-	-
	Total Recount Exp.				820,047,574.47	18,969,288.09	23,600,055.45
177,314,501.50	Capital Project	21	938,696,940.45	901,151,859.44	591,749,171.19	147,277,353.00	162,125,335.25
-	Miscellaneous Expenditure	22	-	-	-	-	-
611,127,102.73	Total Expenditure (G)		1,600,000,000.00	1,392,241,445.43	1,411,795,945.66	166,246,641.09	185,725,390.70
254,730,777.61	Surplus / (Deficit) from Operating Activities for the period (F - G)			16,616,192.27	(104,749,730.78)	70,165,562.83	51,200,306.22
490,504,727.27	Closing Bal. (GRB C-F) i.e Opening Bal. + Operating Surplus / (Deficit)				385,754,996.49	70,491,862.83	52,795,726.22

The Notes to the Account of Saki West Local Government is an integral part of 2018 this Financial Statements

STATEMENT NO. 4

SAKI WEST LOCAL GOVERNMENT
STATEMENT OF FINANCIAL POSITION AS AT 31ST DECEMBER, 2018

	NOTE	ACTUAL CURRENT YEAR 2018 SAKI WEST LOCAL GOVT	ACTUAL CURRENT YEAR 2018 ASABARI LCDA	ACTUAL CURRENT YEAR 2018 WEWE LCDA	ACTUAL CURRENT YEAR 2018 TOTAL	Previous Year 2017	
Cash and Bank Balance	22	46,070,008.17	20,309,566.11	1,775,124.55	68,154,698.83	234,336,881.69	
Investment	23	950,952.00	-	-	950,952.00	950,952.00	-
Advances	24	206,536,697.58	-	-	206,536,697.58	180,992,526.22	-
Other Accounts		164,940,202.08	52,687,854.37	51,020,601.67	268,648,658.12	104,357,789.01	-
TOTAL ASSESTS (a)		418,497,860.55	72,997,420.48	52,795,726.22	544,291,007.25		520,638,148.92
LIABILITIES							
Deposit	25	32,742,064.02	2,505,557.65	-	35,247,621.67	-	30,133,421.65
Loans		-	-	-	-	-	-
TOTAL LIABILITIES (b)		32,742,064.02	2,505,557.65	-	35,247,621.67		30,133,421.65
Net Assets (a - b)		385,755,796.49	70,491,862.83	52,795,726.22	456,247,659.32		490,504,727.27
NET ASSETS / EQUITY		385,755,796.49	70,491,862.83	52,795,726.22	456,247,659.32		
General Revenue Balance	26	385,755,796.49	70,491,862.83	52,795,726.22	456,247,659.32	234,945,252.34	490,504,727.27
Capital Gain		-	-	-	-	-	-
TOTAL NET ASSESTS / EQUITY		385,755,796.49	70,491,862.83	52,795,726.22	509,043,385.58		490,504,727.27

The Notes to the Account of Saki West Local Government is an integral part of these 2018 Annual Financial Statements.

STATEMENT NO. 5

SAKI WEST LOCAL GOVERNMENT
STATEMENT OF CASH FLOW FOR THE YEAR ENDED 31ST DECEMBER, 2018

	ACTUAL CURRENT YEAR 2018 SAKI WEST LOCAL GOVT	ACTUAL CURRENT YEAR 2018 ASABARI LCDA	ACTUAL CURRENT YEAR 2018 WVWR LCDA	ACTUAL CURRENT YEAR 2018 TOTAL	ACTUAL PREVIOUS YEAR 2017 N
Cash flows from operating Activities:					
Share of FAAC	573,700,570.07	186,818,721.02	184,700,721.02	945,220,012.11	328,924,835.30
Share of VAT	514,966,906.03	-	-	514,966,906.03	440,660,688.95
Share of 10% State IGR	43,710,182.56	-	-	43,710,182.56	51,657,488.48
Tax Revenue	88,980.00	113,100.00	7,000.00	120,100.00	193,940.00
Non - Tax Revenue	11,674,200.00	3,350,432.00	6,087,925.00	9,438,357.00	23,843,047.27
Investment Income	8,809,623.48	-	-	8,809,623.48	5,463,597.17
Aids and Grants / Bail Out	150,000,000.00	-	-	150,000,000.00	-
Miscellaneous Revenue (Expenditure Recovery)	4,096,552.74	46,130,050.90	46,130,050.90	96,356,654.54	15,064,283.17
Total Inflow from Operating Activities (a)	1,307,047,014.88	236,412,303.92	236,925,696.92	1,780,385,015.72	865,807,880.34
Personnel Emolument	(318,201,701.30)	-	-	(318,201,701.30)	(301,829,077.82)
Overhead Cost:					
- Severance Allowance of Ex-Political	(6,252,392.00)	-	-	(6,252,392.00)	-
- Education Services	(38,458,690.00)	(2,566,000.00)	(3,920,000.00)	(44,945,100.00)	(40,030,600.00)
- Transport Services (Works & Housing)	(13,631,868.00)	(3,606,000.00)	(2,809,000.00)	(20,046,868.00)	(15,299,100.00)
- Health Services & Environmental	(4,635,800.00)	(1,031,000.00)	(2,040,000.00)	(7,706,800.00)	(4,518,100.00)
- Mining and Petrol Chemical Service	-	-	-	-	-
- Agriculture Services	(3,176,000.00)	(430,000.00)	(1,074,150.00)	(4,680,150.00)	(2,972,000.00)

- Other of General Services	(64,154,681.15)	(11,335,788.09)	(13,756,905.45)	(89,257,374.69)	(69,163,423.41)
- Transfer to LCDA	(371,526,442.02)	-	-	(371,526,442.02)	-
Total Outflow from Operating Activities (b)	(820,047,574.47)	(18,969,288.09)	(23,600,055.45)	(862,616,918.01)	(433,812,601.23)
Net Cash flow / (Out flow) from Operating Activities (c = a-b)	486,999,440.41	217,443,015.83	213,325,641.47	917,768,097.71	431,995,279.11
Cash flow from Investing Activities:					
Purchase / Construction of Assets (Capital Projects)	591,749,171.19	147,277,353.00	162,125,335.25	901,115,859.44	(177,314,501.50)
Purchase of Financial Instrument / Proceed form Sales of Assets	-	-	-	-	-
Net Cash flow from Investing Activities (d)	591,749,171.19	147,277,353.00	162,125,335.25	901,115,859.44	(177,314,501.50)
Cash Flow from Financing Activities:					
Interest/Proceed form Loans and Other Borrowings	-	-	-	-	50,000.00
Dividend Received	-	-	-	-	-
Repayment of Loans	-	-	-	-	-
Net Cash Flow from Financing Activities (e)	-	-	-	-	50,000.00
Net Cash Flow from All Activities (c+d+e)	(104,749,730.78)	70,165,662.83	51,200,306.22	(16,616,238.27)	254,730,777.61
Cash and Cash Equivalent as at 1 st Jan.	490,504,727.27	326,200.00	1,595,420.00	492,426,347.27	235,773,949.66
Cash and Cash Equivalent as at 31 st Dec.	385,754,996.49	70,491,862.83	52,795,726.22	509,042,585.54	490,504,727.27

The accompany notes are an integral part of these statements.

STATEMENT NO. 6

SAKI WEST LOCAL GOVERNMENT
STATEMENT OF COMPARISON OF BUDGET AND ACTUAL

DETAILS	YEAR 2018			REMARKS
	BUDGET N	ACTUAL N	VARIANCE N	
Share of FAAC (Statutory Allocation)	550,000,000.00	573,700,570.07	23,700,570.07	
Share of VAT	470,000,000.00	514,966,906.56	155,033,093.44	
Share of 10% State IGR	80,000,000.00	43,710,182.56	(36,289,817.44)	
Share of Excess Crude Oil	400,000,000.00	150,000,000.00	(250,000,000.00)	
Independent Generated Revenue:-				
- Tax Revenue	1,500,000.00	209,080.00	(1,290,920.00)	
- Non Tax Revenue	92,900,000.00	21,112,557.00	(71,787,663.00)	
- Investment Income	5,500,000.00	8,809,623.48	3,309,577.00	
- Interest Earned	100,000.00	-	(100,000.00)	
Aid and Grants	-	-	-	
Miscellaneous Income	-	-	-	
TOTAL REVENUE	1,600,000,000.00	-	-	
Personnel Emolument	375,619,680.29	318,201,701.30	57,417,978.99	
General Administration	166,060,079.66	89,466,687.69	121,138,432.01	
Health and Environmental	33,704,920.70	7,610,175.25	25,894,745.45	
Works, Housing, Land & Survey	23,513,378.90	21,237,868.00	2,275,510.90	
Community Development and Culture	45,255,000.00	44,218,221.92	1,036,778.08	
Agricultural and Natural Resources	8,150,000.00	4,092,629.83	4,057,370.17	
Capital Project	938,696,940.45	901,151,859.44	2,000,040.97	
TOTAL EXPENDITURE	1,600,000,000.00	-	-	
Surplus / (Deficit)	-	-	-	

STATEMENT NO. 7

NOTES TO THE FINANCIAL STATEMENTS

The notes should include a section stating clearly the accounting policies adopted in the preparation of the Financial Statements. These should be arranged as follows:

- Statement of compliance with any known standards;
- Statement of accounting policies applied.

Basis of Accounting

The accounts are prepared under the IPSAS Accrual Accounting basis. There are no adjustments made to reflect the impact of specific price charges or changes in the general level of prices on the financial statements.

Presentation of the Financial Statements

Details of General Revenue Balances are disclosed by way of notes in the financial statements of the Local Government.

Investments

Investments that are not written off in the year of acquisition are stated at the cost ruling at the statement of affairs date. Gain or loss arising on transactions whether realized or investment income from securities is credited when received.

Stocks

Stocks have not been valued as they are expensed in the year of purchase under the cash basis of accounting.

Cash and Cash Equivalents

This is an expanded definition of cash to include some investments where the date of maturity is three months or less from the date of acquisition.

NOTE 1: STATEMENT OF COMPLIANCE

The Financial Statements are prepared in compliance with the provisions of the Finance Control and Management Act 1958 as amended and Generally Accepted Accounting Practice (GAAP).

NOTE 2: BASIS OF ACCOUNTING

The Financial Statements are prepared using IPSAS Accrual basis.

NOTE 3: SHARE OF FAAC - STATUTORY ALLOCATION

ECONOMIC CODE	MONTH	REVENUE DETAILS	APPROVED BUDGET CURRENT YEAR 2018 N	ACTUAL CURRENT YEAR 2018 N
11010101	Jan.	Share of FAAC		-
	Feb.	Share of FAAC		35,704,148.99
	March	Share of FAAC		-
	April	Share of FAAC		36,150,323.45
	May	Share of FAAC		60,370,941.87
	June	Share of FAAC		75,949,441.61
	July	Share of FAAC		-
	August	Share of FAAC		146,934,264.69
	Sept.	Share of FAAC		54,193,617.46
	Oct.	Share of FAAC		57,485,092.11
	Nov.	Share of FAAC		51,351,442.60
	Dec.	Share of FAAC		55,563,297.29
		TOTAL	550,000,000.00	573,700,570.07

NOTE 4: SHARE OF VAT

ECONOMIC CODE	MONTH	REVENUE DETAILS	APPROVED BUDGET CURRENT YEAR 2018 N	ACTUAL CURRENT YEAR 2018 N
11010201	Jan.	Share of VAT		-
	Feb.	Share of VAT		42,161,467.41
	March	Share of VAT		48,668,744.59
	April	Share of VAT		45,161,887.45
	May	Share of VAT		-
	June	Share of VAT		88,033,062.58
	July	Share of VAT		-
	August	Share of VAT		92,801,586.62
	Sept.	Share of VAT		41,443,571.65
	Oct.	Share of VAT		58,704,027.46

Share of VAT	10,943,363.08
Share of VAT	57,049,193.19
TOTAL	470,000,000.00
	514,966,906.03

NOTE 5: 10% STATE IGR

ECONOMIC CODE	MONTH	REVENUE DETAILS	APPROVED BUDGET CURRENT YEAR 2018	ACTUAL CURRENT YEAR 2018
[101020]	Jan.	10% State IGR		-
	Feb.	10% State IGR		-
	March	10% State IGR		7,947,305.92
	April	10% State IGR		-
	May	10% State IGR		3,973,652.96
	June	10% State IGR		7,947,305.92
	July	10% State IGR		-
	August	10% State IGR		3,973,652.96
	Sept.	10% State IGR		3,973,652.96
	Oct.	10% State IGR		7,947,305.92
	Nov.	10% State IGR		3,973,652.96
	Dec.	10% State IGR		3,973,652.96
		TOTAL	80,000,000.00	43,710,182.56

NOTE 6: EXCESS CRUDE OIL

MONTH	REVENUE DETAILS	APPROVED BUDGET CURRENT YEAR 2018	ACTUAL CURRENT YEAR 2018
Jan.			150,000,000.00
Feb.			
March			
April			
May			
June			
July			
August			
Sept.			
Oct.			
Nov.			
Dec.			
	TOTAL	400,000,000.00	150,000,000.00

NOTE 7: TAX REVENUE

ADMINIS TRATIVE CODE	ECONOMIC CODE	REVENUE DETAILS	ACTUAL CURRENT YEAR 2018 TOTAL	APPROVED BUDGET CURRENT YEAR 2018 N	ACTUAL CURRENT YEAR 2018 SAKI WEST LOCAL GOVT	ACTUAL CURRENT YEAR 2018 ASABARI LCDA	ACTUAL CURRENT YEAR 2018 WEWE LCDA
	12010101	Community Development/Poll Tax	209,080.00	1,300,000.00	88,980.00	113,100.00	7,000.00
	12010102	Arrear Community/Poll Tax		200,000.00			
		TOTAL TAX REVENUE	209,080.00	1,500,000.00	88,980.00	113,100.00	7,000.00

NOTE 8: NON TAX REVENUE

ADMINISTRATIVE CODE	ECONOMIC CODE	REVENUE DETAILS	ACTUAL CURRENT YEAR 2018 TOTAL	APPROVED BUDGET CURRENT YEAR 2018 N	ACTUAL CURRENT YEAR 2018 SAKI WEST LOCAL GOVT	ACTUAL CURRENT YEAR 2018 ASABARI LCDA	ACTUAL CURRENT YEAR 2018 WEWE LCDA
	120201	Licences - General	5,651,200.00	14,020,000.00	3,650,300.00	1,325,900.00	675,000.00
	120204	Fees - General	7,763,532.00	40,050,000.00	4,457,200.00	80,032.00	3,226,300.00
	120205	Fines - General	5,500.00	30,000.00	5,500.00	-	-
	120206	Sales - General	1,407,525.00	23,900,000.00	918,000.00	-	489,525.00
	120207	Earnings - General	1,637,900.00	9,900,000.00	177,400.00	1,460,500.00	-
	120208	Rent of Government Buildings - General	2,341,800.00	3,000,000.00	2,256,800.0	-	85,000.00
	120209	Rent of Land and Others - General	2,305,100.00	3,000,000.00	209,000.00	484,000.00	1,612,100.00
	120210	Repayments - General	-	-	-	-	-
		TOTAL NON TAX REVENUE	21,112,557.00	94,070,000.00	11,674,200.00	3,350,432.00	6,087,925.00

DETAILS OF NON TAX REVENUE:

(a) LICENCES - GENERAL

ADMINISTRATIVE CODE	ECONOMIC CODE	REVENUE DETAILS	ACTUAL CURRENT YEAR 2018 TOTAL	APPROVED BUDGET CURRENT YEAR 2018 N	ACTUAL CURRENT YEAR 2018 SAKI WEST LOCAL GOVT	ACTUAL CURRENT YEAR 2018 ASABARI LCDA	ACTUAL CURRENT YEAR 2018 WEWE LCDA
	12020105	Radio Television Licence	41,650.00	200,000.00	13,650.00		28,000.00
	12020109	Registration of Voluntary Org.	200,000.00	500,000.00	200,000.00		
	12020111	Bake House Licence		100,000.00			
	12020112	Bicycles Licence & Hire Permit					
	12020113	Brick Making e.t.c Licence		100,000.00			
	12020116	Cattle Dealer Licences	77,000.00		77,000.00		
	12020120	Hawker's / Squatters Permit	166,000.00	2,000,000.00	166,000.00		
	12020124	Abattoir / Slaughter Licences	502,000.00	1,000,000.00	147,500.00	354,500.00	
	12020126	Tractor Hiring Services	925,000.00	4,000,000.00	60,000.00	600,000.00	265,000.00
	12020130	Cinematograph Licences		100,000.00			
	12020131	Liquor Licences	71,000.00	500,000.00		24,000.00	47,000.00
	12020132	Motorecycle Licences	3,663,550.00	5,000,000.00	2,986,150.00	347,400.00	330,000.00
	12020137	Trade Permit Licences	5,000.00	500,000.00			5,000.00
	12020160	Cold Room Licences		20,000.00			
	12020167	Other Registrations (Quarry, Artisans etc)					
		TOTAL LICENCES - GENERAL	5,651,200.00	14,020,000.00	3,650,300.00	1,325,900.00	675,000.00

(b) FEES - GENERAL

ADMINISTRATIVE CODE	ECONOMIC CODE	REVENUE DETAILS	ACTUAL CURRENT YEAR 2018 TOTAL	APPROVED BUDGET CURRENT YEAR 2018	ACTUAL CURRENT YEAR 2018 SAKI WEST LOCAL GOVT	ACTUAL CURRENT YEAR 2018 ASABARI LCDA	ACTUAL CURRENT YEAR 2018 WEWE LCDA
	12020417	Contractor Registration Fees	-	-	-	-	-
	12020418	Marriage / Divorce Fees	1,200,000.00	2,500,000.00	870,000.00	-	330,000.00
	12020426	Court Summons Fees	-	20,000.00	-	-	-
	12020436	Bill Board Advert Fees	2,000.00	200,000.00	2,000.00	-	-
	12020437	Deed Preparation / Registration Fees	-	500,000.00	-	-	-
	12020438	Survey / Planning / Building Fees	25,000.00	2,000,000.00	25,000.00	-	-
	12020441	Laboratory Fees	-	500,000.00	-	-	-
	12020443	Birth and Death Registration Fees	123,400.00	500,000.00	71,800.00	44,000.00	7,600.00
	12020444	Burial Fees	-	-	-	-	-
	12020445	Change of Ownership Fees	-	1,500,000.00	-	-	-
	12020448	Development Levies	35,300.00	-	300.00	-	35,000.00
	12020454	Parking Fees	28,500.00	200,000.00	28,500.00	-	-
	12020458	Form Fees	1,249,732.00	1,000,000.00	40,000.00	36,032.00	1,173,700.00
	12020464	Registration of Documents	-	750,000.00	-	-	-
	12020466	Indigeneship Registration Fees	-	5,000,000.00	-	-	-
	12020459	Right of Occupancy Fees	-	750,000.00	-	-	-
	12020460	Building Plan Approval	-	200,000.00	-	-	-
	12020461	Title Transfer Fees	-	1,000,000.00	-	-	-
	12020476	Certificate of Indigene Ship	-	500,000.00	-	-	-
	12020480	Renewal Fees	-	-	-	-	-
	12020481	Plot Allocation & Layout Fees	1,584,800.00	18,680,000.00	234,800.00	-	1,350,000.00
	12020486	Customary Court Probate Fees	-	-	-	-	-
	12020491	Motor Park Fees	310,000.00	3,000,000.00	-	-	310,000.00
	12020493	Street Naming Fees	5,000.00	700,000.00	-	-	5,000.00

12020491	Identification and Oath Fees	2,405,000.00	2,500,000.00	2,390,000.00	-	15,000.00
12020417	Ten Fees	60,000.00	-	60,000.00	-	-
12020492	Squatter Fees	25,000.00	-	25,000.00	-	-
12020495	Other Forms	5,000.00	-	5,000.00	-	-
12020453	Admin. Fees / Charges	3,000.00	-	3,000.00	-	-
	TOTAL FEES – GENERAL	7,061,732.00	40,050,000.00	4,457,200.00	80,032.00	3,226,300.00

(c) FINES – GENERAL

ADMINISTRATIVE CODE	ECONOMIC CODE	REVENUE DETAILS	ACTUAL CURRENT YEAR 2018 TOTAL	APPROVED BUDGET CURRENT YEAR 2018	ACTUAL CURRENT YEAR 2018 SAKI WEST LOCAL GOVT	ACTUAL CURRENT YEAR 2018 ASABARI LCDA	ACTUAL CURRENT YEAR 2018 WEWE LCDA
	12020501	Court Fines		30,000.00	-	-	-
	12020505	Fines for Contravention of Environmental Laws			5,500.00	-	-
		TOTAL FINES – GENERAL		30,000.00	5,500.00	-	-

(d) SALES – GENERAL

ADMINISTRATIVE CODE	ECONOMIC CODE	REVENUE DETAILS	ACTUAL CURRENT YEAR 2018 TOTAL	APPROVED BUDGET CURRENT YEAR 2018	ACTUAL CURRENT YEAR 2018 SAKI WEST LOCAL GOVT	ACTUAL CURRENT YEAR 2018 ASABARI LCDA	ACTUAL CURRENT YEAR 2018 WEWE LCDA
	12020628	Sales of Tractor and Implement		20,200,000.00	-	-	-

12020604	Proceed from Sales of Farm Products	918,000.00	-	918,000.00	-	-
12020609	Proceed from Sales of Farm Product	1,191,325.00	4,000,000.00	701,800.00	-	489,525.00
120206112	Product from Sales of Drugs & Medical	-	500,000.00	-	-	-
	Proceed from Sales of Poultry Animal	-	2,200,000.00	-	-	-
	TOTAL SALES - GENERAL	2,109,325.00	23,900,000.00	1,619,800.00	-	489,525.00

(e) EARNINGS - GENERAL

ADMINISTRATIVE CODE	ECONOMIC CODE	REVENUE DETAILS	ACTUAL CURRENT YEAR 2018 TOTAL	APPROVED BUDGET CURRENT YEAR 2018	ACTUAL CURRENT YEAR 2018 SAKI WEST LOCAL GOVT	ACTUAL CURRENT YEAR 2018 ASABARI LCDA	ACTUAL CURRENT YEAR 2018 WEWE LCDA
	12020702	Earnings From Test & Other Services	-	500,000.00	-	-	-
	12020703	Earnings from Hiring of Plant & Equipment	708,500.00	4,700,000.00	-	708,500.00	-
	12020707	Earnings from Medical Services	294,900.00	2,500,000.00	177,400.00	117,500.00	-
	12020708	Earnings from Agricultural Producees	634,000.00	2,000,000.00	-	634,500.00	-
	12020711	Earnings from Comm Activities	-	-	-	-	-
	12020732	Earnings from Drilling of Borehole	-	-	-	-	-
	12020720	Earning from Guest House	-	200,000.00	-	-	-
		TOTAL EARNINGS - GENERAL	1,637,400.00	9,900,000.00	177,400.00	1,460,500.00	-

(f) RENT ON LOCAL GOVERNMENT BUILDINGS - GENERAL

ADMINIS TRATIVE CODE	ECONOMIC CODE	REVENUE DETAILS	ACTUAL CURRENT YEAR 2018 TOTAL	APPROVED BUDGET CURRENT YEAR 2018	ACTUAL CURRENT YEAR 2018 SAKI WEST LOCAL GOVT	ACTUAL CURRENT YEAR 2018 ASABARI LCDA	ACTUAL CURRENT YEAR 2018 WEWE LCDA
	12020801	Rent on Local Govt. Quarters	97,000.00	1,000,000.00	12,000.00	-	85,000.00
	12020806	Rent on Shops	2,244,800.00	3,000,000.00	2,244,800.00	-	-
		TOTAL RENT ON LOCAL GOVT. BUILDINGS	2,341,800.00	3,200,000.00	2,256,800.00	-	85,000.00

(g) RENT ON LAND & OTHERS - GENERAL

ADMINIS TRATIVE CODE	ECONOMIC CODE	REVENUE DETAILS	ACTUAL CURRENT YEAR 2018 TOTAL	APPROVED BUDGET CURRENT YEAR 2018	ACTUAL CURRENT YEAR 2018 SAKI WEST LOCAL GOVT	ACTUAL CURRENT YEAR 2018 ASABARI LCDA	ACTUAL CURRENT YEAR 2018 WEWE LCDA
	12020901	Rent on Govt. Land	-	-	-	-	-
	12020904	Rent on Plot & Sites Services Programme	2,341,600.00	3,000,000.00	209,000.00	484,000.00.00	1,612,100.00
		TOTAL RENTS ON LAND & OTHERS - GENERAL	2,341,600.00	3,000,000.00	209,000.00	484,000.00.00	1,612,100.00

(b) REPAYMENTS - GENERAL		REVENUE DETAILS	APPROVED BUDGET CURRENT YEAR 2018	ACTUAL CURRENT YEAR 2018
ADMINISTRATIVE CODE	ECONOMIC CODE		N	N
	12021006	Refunds - Expenditure Recovery		
		TOTAL REPAYMENTS - GENERAL		

NOTE 9: INVESTMENT INCOMES

ADMINIS TRATIVE CODE	ECONOMIC CODE	REVENUE DETAILS	ACTUAL CURRENT YEAR 2018 TOTAL	APPROVED BUDGET CURRENT YEAR 2018	ACTUAL CURRENT YEAR 2018 SAKI WEST LOCAL GOVT	ACTUAL CURRENT YEAR 2018 ASABARI LCDA	ACTUAL CURRENT YEAR 2018 WEWE LCDA
	12021103	Other Investment Income (Treasury/Bill)		4,500,000.00	1,289,643.95		
		Income from Stabilization A/C (UBA Plc.)			662,638.34		
		Income from Fixed Deposit / Investment (Unity Bank)			6,857,341.19		
		TOTAL INVESTMENT INCOME		4,500,000.00	8,809,623.48		

DETAILS OF INCOME FROM FIXED DEPOSIT AT UNITY BANK

S/NO.	MONTH		
1.	30-11-2017 - 28-02-2018	2,016,131.41	
	WHT	(201,613.14)	
		1,814,518.27 x 7.5	1,709,678.85
2.	28/02/2018 - 29/05/2018	2,310,275.20	
	WHT	(231,027.20)	
			2,079,248.00
3.	30/05/2018 -28/08/2018	2,335,593.28	
	WHT	(233,559.33)	
			2,102,033.95
4.	30/09/2018 - 19/12/2018	1,469,950.04	
	WHT	(163,327.78)	
			1,306,622.26
5.	21/12/2018 - 21/03/2019	1,470,473.42	
	WHT	(163,385.93)	
		1,307,087.49 x 11/90	159,755.13
	TOTAL		6,857,341.19

INCOME FROM TREASURY BILL

Interest		1,301,424.66
Less:		
1. VAF	81.33	
2. Handling fees	100.00	
3. Commission	1,626.78	
4. Custodian Fee	9,972.60	<u>(11,780.71)</u>
TOTAL =		<u>N1,289,643.95</u>

SEVERANCE ALLOWANCE FOR POLITICAL FUNCTIONARIES

N1,282,648.00
N1,844,244.00
N2,625,500.00
N500,000.00
N6,252,392.00

DETAILS OF INCOME FROM STABILIZATION ACCOUNT (UBA PLU)

DATE	MONTH	AMOUNT	AMOUNT
1-1-2018	S. M. S. Charges		28.00
8-1-2018	WHT		5,985.18
29-1-2018	Interest	50,851.84	
29-1-2018	S. M. S.		12.00
1-2-2018	Charges on NTB		11,780.71
5/2/2018	WHT		6,823.47
5-2-2018	Interest	68,234.66	
5-3-2018	WHT		1,255.29
5/3/2018	Interest	12,552.87	
7-3-2018	S. M. S. Charges		2.00
9/4/2018	WHT		2,933.27
9/4/2018	Interest	29,352.71	
23-4-2018	S. M. S. Charges		16.00
7/5-2018,2018	WHT		3,574.31
7-5-2018	Interest	35,743.05	
4-6-2018	WHT		1,955.34
4-6-2018	Interest	19,553.42	

1/6/2018	S. M. S. Charges		8.00
2/6/2018	S. M. S. Charges		12.00
6/7/2018	Bank Charges		168.00
5/7/2018	S. M. S. Charges		12.00
9/7/2018	WHT		6,646.14
9/7/2018	Interest	66,461.42	
6/8/2018			8,604.75
6/8/2018	Interest	86,047.45	
9/8/2018	S. M. S. Charges		12.00
5/9/2018	S. M. S. Charges		16.00
10/9/2018	WHT		16,929.56
10/9/2018	Interest	169,929.96	
24/9/2018	NFT Fees		52.51
26/9/2018	NFT Fee		52.51
8/10/2018	WHT		15,784.87
8/10/2018	Interest	157,848.72	
15/10/2018	S. M. S. Charges		12.00
5/11/2018	WHT		384.06
5/11/2018	Interest	3,840.64	
16/11/2018	S. M. S. Charges		16.00

DETAILS OF INCOME FROM STABILIZATION ACCOUNT (UBA PLC)

DATE	MONTH	AMOUNT	AMOUNT
1/1/2018	S. M. S. Charges		28.00
8/1/2018	WHT		5,985.18
29/1/2018	Interest	59,851.84	
29/1/2018	S. M. S.		12.00
1/2/2018	Charges on NTB		11,780.71
5/2/2018	WHT		6,823.47
5/2/2018	Interest	68,234.66	
5/3/2018	WHT		1,255.29
5/3/2018	Interest	12,552.87	
7/3/2018	S. M. S. Charges		2.00
9/4/2018	WHT		2,935.27
9/4/2018	Interest	29,352.71	
23/4/2018	S. M. S. Charges		16.00
7/5/2018	WHT		3,574.31
7/5/2018	Interest	35,743.05	
4/6/2018	WHT		4,955.34
4/6/2018	Interest	49,553.42	

10027000	SALARY				12,000.00
10027000	WHT				(1,540.00)
10027000	Interest			10,346.03	
				749,762.97	(87,124.63)
	TOTAL			662,638.34	

NOTE 10: INTEREST EARNED

ADMINISTRATIVE CODE	ECONOMIC CODE	REVENUE DETAILS	APPROVED BUDGET	ACTUAL CURRENT
			CURRENT YEAR 2018	YEAR 2018
			N	N
	12021201	Motor Vehicle Advance	100,000.00	-
	12021203	Refurbishing Loan	-	-
		TOTAL INTEREST EARNED	100,000.00	-

NOTE 10: AIDS AND GRANTS (e.g BAIL OUT)

Not Applicable

NOTE 11: MISCELLANEOUS REVENUE (EXPENDITURE RECOVERY)

ADMINISTRATIVE CODE	ECONOMIC CODE	REVENUE DETAILS	APPROVED BUDGET CURRENT YEAR 2018 N	ACTUAL CURRENT YEAR 2018 N
	14070103	The Manager Zenith Bank (PV.72/3/18)	-	15,000.00
		Alh. Busari R. A. (PV.79/5/18)	-	86,000.00
		Saki West Local Govt. (PV.83/8/18)	-	82,123.57
		Federal Inland Revenue (PV.83/9/18)	-	348,241.47
		Engr. Ajibade (PV.90/10/18)	-	1,000,000.00
		Engr. Jimoh Dauda (PV.79/12/18)	-	1,307,000.00
		Saki West Local Govt. (PV.83/12/18)	-	40,000.00
		Engr. Ajibade T. A. (PV.89/12/18)	-	1,218,187.50
		TOTAL MISCELLANEOUS REVENUE	-	4,096,552.74

NOTE 13: PERSONNEL EMOLUMENT

ADMINISTRATIVE CODE	EXPENDITURE DETAILS	APPROVED BUDGET	ACTUAL CURRENT
		CURRENT YEAR 2018	YEAR 2018
		N	N
011100100100	Office of the Chairman	29,421,274.92	24,308,924.72
011118300101	Internal Audit	3,260,607.03	3,003,314.78
011100300100	Office of the Secretary	8,182,623.04	
011200100100	The Council	35,050,000.00	24,060,000.00
012500100100	Administration and General Services	56,188,602.05	47,975,093.27
022000100100	Finance and Supplies	43,676,477.57	40,156,125.24
055100300100	Community Development & Culture (Education)	34,150,444.29	33,525,892.88
052100100100	Primary Health Care	94,459,294.32	86,577,546.00
021500100100	Agricultural and Natural Resources	13,315,285.85	11,223,965.26
023400100100	Work, Housing, Land & Survey	35,643,281.58	32,055,454.03
022000300100	Budget, Planning, Research and Statistics	2,533,104.63	1,969,626.07
053500100100	Environmental Health Services	15,188,715.19	10,156,159.70
012500100100	Head of Local Government Administration	4,549,966.82	2,289,598.97
	TOTAL	375,619,680.29	318,201,701.30

DETAILS OF PERSONNEL EMOLUMENT:

(a) OFFICE OF THE CHAIRMAN

ADMINISTRATIVE CODE	ECONOMIC CODE	PERSONNEL EXP. DETAILS	APPROVED BUDGET	ACTUAL CURRENT
			CURRENT YEAR 2018	YEAR 2018
			N	N
	21010103	CRF - Salaries	20,721,274.92	15,768,924.72
	21020101	Non Regular Allowances (e. G Severance)	8,700,000.00	8,540,000.00
		TOTAL	29,421,274.92	24,308,924.00

(b) INTERNAL AUDIT

ADMINISTRATIVE CODE	ECONOMIC CODE	PERSONNEL EXP. DETAILS	APPROVED BUDGET CURRENT YEAR 2018 N	ACTUAL CURRENT YEAR 2018 N
011118300101	21010101	Salaries	2,565,175.03	3,003,314.78
	21020102	Leave Allowances	695,432.00	-
		TOTAL	3,260,607.03	3,003,314.78

(c) OFFICE OF THE SECRETARY

ADMINISTRATIVE CODE	ECONOMIC CODE	PERSONNEL EXP. DETAILS	APPROVED BUDGET CURRENT YEAR 2018 N	ACTUAL CURRENT YEAR 2018 N
011101300100	21010103	CRF - Salaries	8,182,623.04	-
	21020101	Non Regular Allowances (eg) Severance	-	-
		TOTAL	8,182,623.04	-

(d) OFFICE OF THE COUNCIL

ADMINISTRATIVE CODE	ECONOMIC CODE	PERSONNEL EXP. DETAILS	APPROVED BUDGET CURRENT YEAR 2018 N	ACTUAL CURRENT YEAR 2018 N
011200100100	21010103	CRF - Salaries	25,930,000.00	24,960,000.00
	21020101	Non Regular Allowances (eg) Severance	9,120,000.00	-
		TOTAL	35,050,000.00	24,960,000.00

(e) ADMIN AND GENERAL SERVICES

ADMINISTRATIVE CODE	ECONOMIC CODE	PERSONNEL EXP. DETAILS	APPROVED BUDGET	ACTUAL CURRENT
			CURRENT YEAR 2018	YEAR 2018
			N	N
012500100100	21010101	Salaries	47,835,207.64	45,311,214.29
	21020102	Leave Allowances	8,353,394.41	2,663,878.98
	21010102	Overtime Payments	-	-
		TOTAL	56,188,602.05	47,975,093.27

(f) FINANCE AND SUPPLIES

ADMINISTRATIVE CODE	ECONOMIC CODE	PERSONNEL EXP. DETAILS	APPROVED BUDGET	ACTUAL CURRENT
			CURRENT YEAR 2018	YEAR 2018
			N	N
022000100100	21010101	Salaries	39,029,509.57	38,768,407.24
	21020102	Leave Allowances	4,646,972.00	1,387,718.00
		TOTAL	43,676,477.57	40,156,125.24

(g) COMMUNITY DEVELOPMENT & CULTURE (EDUCATION & SOCIAL SERVICES)

ADMINISTRATIVE CODE	ECONOMIC CODE	PERSONNEL EXP. DETAILS	APPROVED BUDGET	ACTUAL CURRENT
			CURRENT YEAR 2018	YEAR 2018
			N	N
055100300100	21010101	Salaries	32,098,084.29	31,672,527.44
	21020102	Leave Allowances	2,052,360.00	1,833,365.44
		TOTAL	34,150,444.29	33,525,892.88

(h) PRIMARY HEALTH CARE

ADMINISTRATIVE CODE	ECONOMIC CODE	PERSONNEL EXP. DETAILS	APPROVED BUDGET	ACTUAL CURRENT
			CURRENT YEAR 2018	YEAR 2018
			N	N
052100100100	21010103	Salaries	91,150,297.32	86,577,546.00
	21020101	Leave Allowances	-	-
		TOTAL	94,459,297.32	86,577,546.00

(i) AGRIC & NATURAL RESOURCES

ADMINISTRATIVE CODE	ECONOMIC CODE	PERSONNEL EXP. DETAILS	APPROVED BUDGET	ACTUAL CURRENT
			CURRENT YEAR 2018	YEAR 2018
			N	N
021500100100	21010101	Salaries	11,415,285.85	10,744,733.98
	21020102	Leave Allowances	1,900,000.00	479,251.28
		TOTAL	13,315,285.85	11,223,965.26

(j) WORKS, HOUSING, LAND & SURVEY

ADMINISTRATIVE CODE	ECONOMIC CODE	PERSONNEL EXP. DETAILS	APPROVED BUDGET	ACTUAL CURRENT
			CURRENT YEAR 2018	YEAR 2018
			N	N
023400100100	21010101	Salaries	31,547,805.82	30,307,845.80
	21020102	Leave Allowances	4,095,475.76	1,747,610.23
		TOTAL	35,643,281.58	32,055,456.03

(b) BUDGET, PLANNING, RESEARCH AND STATISTICS

ADMINISTRATIVE CODE	ECONOMIC CODE	PERSONNEL EXP. DETAILS	APPROVED BUDGET	ACTUAL CURRENT
			CURRENT YEAR 2018	YEAR 2018
			N	N
022000300100	21010101	Salaries	2,931,992.63	1,866,551.46
	21020102	Leave Allowances	201,112.00	103,074.61
		TOTAL	2,533,104.63	1,969,626.07

(i) ENVIRONMENTAL HEALTH SERVICES

ADMINISTRATIVE CODE	ECONOMIC CODE	PERSONNEL EXP. DETAILS	APPROVED BUDGET	ACTUAL CURRENT
			CURRENT YEAR 2018	YEAR 2018
			N	N
053500100100	21010101	Salaries	15,188,715.19	10,156,159.70
	21020102	Leave Allowances	-	-
		TOTAL	15,188,715.19	10,156,159.70

(m) HEAD OF LOCAL GOVERNMENT ADMINISTRATION

ADMINISTRATIVE CODE	ECONOMIC CODE	PERSONNEL EXP. DETAILS	APPROVED BUDGET	ACTUAL CURRENT
			CURRENT YEAR 2018	YEAR 2018
			N	N
012500100100	21010101	Salaries	36,867,724.59	2,289,598.97
	21020102	Leave Allowances	863,242.23	-
		TOTAL	4,549,966.82	2,289,598.97

OVER HEAD EXPENDITURE:

NOTE 14: GENERAL ADMINISTRATION

ADMINISTRATIVE CODE	ECONOMIC CODE	REVENUE DETAILS	ACTUAL CURRENT YEAR 2018 TOTAL	APPROVED BUDGET CURRENT YEAR 2018	ACTUAL CURRENT YEAR 2018 SAKI WEST LOCAL GOVT	ACTUAL CURRENT YEAR 2018 ASABARI LCDA	ACTUAL CURRENT YEAR 2018 WEWE LCDA
			38,395,592.00	60,110,079.30	27,900,928.00	3,906,950.00	6,587,714.00
011100100100		Office of the Chairman			911,000.00	-	24,000.00
011118300101		Internal Audit	935,000.00	4,700,000.00	45,000.00	-	-
011100300100		Office of the Secretary	45,000.00	4,100,000.00	815,000.00	-	-
011200100100		The Council	815,000.00	27,850,000.00	18,141,880.00	5,024,200.00	4,554,830.00
012500100100		Administration and General Services	17,720,910.00	32,100,000.00	11,368,478.15	2,262,588.09	1,008,000.00
022000100100		Finance and Supplies	14,639,066.24	29,000,000.00	2,975,000.00	142,050.00	63,000.00
022000300100		Budget, Planning, Research and Statistics	3,180,050.00	5,600,000.00	2,007,400.00	-	1,519,361.45
		Head of Local Government Administration	3,526,761.45	11,600,000.00			
			89,257,574.69	166,060,079.66	64,164,681.15	11,335,788.09	13,756,905.45

OFFICE OF THE CHAIRMAN

ADMINISTRATIVE CODE	ECONOMIC CODE	REVENUE DETAILS	ACTUAL CURRENT YEAR 2018 TOTAL	APPROVED BUDGET CURRENT YEAR 2018	ACTUAL CURRENT YEAR 2018 SAKI WEST LOCAL GOVT	ACTUAL CURRENT YEAR 2018 ASABARI LCDA	ACTUAL CURRENT YEAR 2018 WEWE LCDA
011100100100	22020101	Local Travel & Transport	-	250,000.00	-	-	-
	22020102	Local Travel & Transport: Others	3,819,950.00	7,634,479.30	1,265,600.00	1,337,450.00	1,217,200.00
	22020301	Office Stationeries / Computer Consumable	20,000,000.00	500,000.00	20,000.00	-	-
	22020401	Maintenance of Motor Vehicle/Transport Equipmt.	6,141,900.00	10,250,000.00	3,350,400.00	1,391,500.00	1,000,000.00
	22020402	Maintenance of Office Furniture	2,432,000.00	6,500,000.00	1,329,000.00	103,000.00	1,000,000.00
	22020403	Maintenance of Office Building / Residential Qtr	1,021,000.00	2,500,000.00	521,000.00	-	5,000.00
	22020604	Security Vote (Including Operations)	8,641,642.00	9,175,000.00	7,648,928.00	80,000.00	885,714.00
	22020703	Legal Services	2,530,000.00	3,500,000.00	1,435,000.00	595,000.00	500,000.00
	22020801	Motor Vehicle Fuel Cost	1,465,000.00	3,600,000.00	1,465,000.00	-	-
	22021001	Refreshment and Meals	4,774,000.00	5,200,600.00	2,824,000.00	30,000.00	920,000.00
	22021007	Welfare Packages	9,172,000.00	10,000,000.00	7,942,000.00	100,000.00	564,500.00
	22040109	Grants to Comm. NGOs CDAS	370,000.00	1,000,000.00	100,000.00	270,000.00	-
		TOTAL	40,361,992.00	60,310,079.30	27,900,928.00	3,906,950.00	6,587,714.00

(b) INTERNAL AUDIT

ADMINISTRATIVE CODE	ECONOMIC CODE	REVENUE DETAILS	ACTUAL CURRENT YEAR 2018 TOTAL	APPROVED BUDGET CURRENT YEAR 2018	ACTUAL CURRENT YEAR 2018 SAKI WEST LOCAL GOVT	ACTUAL CURRENT YEAR 2018 ASABARI LCDA	ACTUAL CURRENT YEAR 2018 WEWE LCDA
011118300101	22020102	Local Travel & Transport: Others	65,000.00	300,000.00	41,000.00	-	24,000.00
	22020301	Office Stationeries / Computer Consumable	-	100,000.00	-	-	-
	22020401	Maintenance of Motor Vehicle/Transport Eqpt.	-	600,000.00	-	-	-
	22020402	Maintenance of Office Furniture	340,000.00	1,000,000.00	340,000.00	-	-
	22020403	Maintenance of Office Building / Residential Quarters	430,000.00	1,000,000.00	430,000.00	-	-
	22020406	Other Maintenance Services	-	-	-	-	-
	22020501	Local Training	-	200,000.00	-	-	-
	22020801	Motor Vehicle Fuel Cost	100,000.00	250,000.00	100,000.00	-	-
	22021001	Refreshment and Meals	-	200,000.00	-	-	-
	22020407	Imprest	-	100,000.00	-	-	-
	22020404	Maintenance of Office Equipment	-	250,000.00	-	-	-
		TOTAL	935,000.00	4,700,000.00	911,000.00	-	24,000.00

(c) OFFICE OF THE SECRETARY

ADMINISTRATIVE CODE	ECONOMIC CODE	REVENUE DETAILS	ACTUAL CURRENT YEAR 2018 TOTAL	APPROVED BUDGET CURRENT YEAR 2018	ACTUAL CURRENT YEAR 2018 SAKI WEST LOCAL GOVT	ACTUAL CURRENT YEAR 2018 ASARARI LCDA	ACTUAL CURRENT YEAR 2018 WEWE LCDA
011100300100	22020102	Local Travel & Transport: Others	-	500,000.00	-	-	-
	22020301	Office Stationeries / Computer Consumable	-	500,000.00	-	-	-
	22020401	Maintenance of Motor Vehicle/Transport Eqpt.	-	500,000.00	-	-	-
	22020402	Maintenance of Office Furniture	-	400,000.00	-	-	-
	22020501	Local Training	-	800,000.00	-	-	-
	22020801	Motor Vehicle Fuel Cost	-	100,000.00	-	-	-
	22021001	Refreshment and Meals	45,000.00	1,000,000.00	45,000.00	-	-
		TOTAL	45,000.00	4,100,000.00	45,000.00	-	-

(d) THE COUNCIL

ADMINISTRATIVE CODE	ECONOMIC CODE	REVENUE DETAILS	ACTUAL CURRENT YEAR 2018 TOTAL	APPROVED BUDGET CURRENT YEAR 2018	ACTUAL CURRENT YEAR 2018 SAKI WEST LOCAL GOVT	ACTUAL CURRENT YEAR 2018 ASABARI LCDA	ACTUAL CURRENT YEAR 2018 WEWE LCDA
011200100100	2202002	Local Travel & Transport, Others	-	6,000,000.00	-	-	-
	22020301	Office Stationeries / Computer Consumable	-	1,500,000.00	-	-	-
	22020305	Printing of Non Security Documents	-	1,067,000.00	-	-	-
	22020306	Printing of Security Document	-	500,000.00	-	-	-
	22020401	Maintenance of Motor Vehicle/Transport Eqpt.	-	2,000,000.00	-	-	-
	22020402	Maintenance of Office Furniture	-	2,000,000.00	-	-	-
	22020409	Upkeep Allowance	-	-	-	-	-
	22020801	Motor Vehicle Fuel Cost	-	1,230,000.00	-	-	-
	22021001	Refreshment and Meals	-	2,000,000.00	-	-	-
	22021029	Other Expenses (Financial Asst. / Donation)	-	1,500,000.00	-	-	-
		TOTAL	-	27,850,000.00	-	-	-

(c) ADMINISTRATION AND GENERAL SERVICES

ADMINISTRATIVE CODE	ECONOMIC CODE	REVENUE DETAILS	ACTUAL CURRENT YEAR 2018 TOTAL	APPROVED BUDGET CURRENT YEAR 2018	ACTUAL CURRENT YEAR 2018 SAKI WEST LOCAL GOVT	ACTUAL CURRENT YEAR 2018 ASABARI LCDA	ACTUAL CURRENT YEAR 2018 WEWE LCDA
012500100100	22020102	Local Travel & Transport/ Others	1,784,500.00	1,000,000.00	627,000.00	427,000.00	730,500.00
	22020201	Electricity Charges	600,000.00	1,000,000.00	600,000.00	-	-
	22020301	Office Stationeries / Computer Consumable	672,830.00	1,000,000.00	182,000.00	90,000.00	400,830.00
	22020302	Books	3,000,000.00	4,000,000.00	3,000,000.00	-	-
	22020306	Printing of Security Document	1,271,400.00	2,000,000.00	641,900.00	172,000.00	403,500.00
	22020401	Maintenance of Motor Vehicle/Transport Eqpt.	1,419,600.00	1,000,000.00	379,600.00	60,000.00	980,000.00
	22020402	Maintenance of Office Furniture	2,807,000.00	3,000,000.00	1,137,000.00	670,000.00	1,000,000.00
	22020403	Maintenance of Office Building / Residential Qtr	4,487,000.00	500,000.00	448,700.00	-	-
	22020404	Maintenance of Office / IT Equipment	373,000.00	500,000.00	40,000.00	330,000.00	-
	22020420	Maintenance of Govt. Chapel & Mosque	-	1,000,000.00	-	-	-
	22020801	Local Training	-	400,000.00	-	-	-
	22020801	Motor Vehicle Fuel Cost	-	100,000.00	-	-	-
	22020901	Bank Charges	-	-	-	-	-
	22020902	Insurance Premium	1,488,200.00	1,500,000.00	1,169,000.00	319,200.00	-
	22021001	Refreshment and	10,582,680.00	12,000,000.00	7,026,680.00	2,956,000.00	-

		Meals					
	22021029	Other Expenses (NOA, INTC, etc)	2,790,000.00	5,000,000.00	1,750,000.00		1,040,000.00
	22021032	Public Enlightenment Programme	440,000.00	2,500,000.00	110,000.00		
	22021033	Contingencies	1000,000.00	100,000.00	100,000.00		
		TOTAL	23,621,310.00	32,100,000.00	18,141,280.00	5,024,200.00	4,554,830.00

(f) FINANCE AND SUPPLIES

ADMINISTRATIVE CODE	ECONOMIC CODE	REVENUE DETAILS	ACTUAL CURRENT YEAR 2018 TOTAL	APPROVED BUDGET CURRENT YEAR 2018	ACTUAL CURRENT YEAR 2018 SAKI WEST LOCAL GOVT	ACTUAL CURRENT YEAR 2018 ASABARI LCDA	ACTUAL CURRENT YEAR 2018 WEWE LCDA
022000100100	22020102	Local Travel & Transport: Others	494,000.00	1,200,000.00	95,000.00	199,000.00	200,000.00
	22020301	Office Stationeries / Computer Consumable	1,604,500.00	2,000,000.00	1,338,000.00	266,500.00	-
	22020306	Printing of Security Document	1,887,000.00	3,000,000.00	1,877,000.00	110,000.00	400,000.00
	22020313	Supply of Tools	37,000.00	500,000.00	37,000.00		-
	22020401	Maintenance of Motor Vehicle/Transport Equip	331,000.00	1,400,000.00	245,000.00	78,000.00	8,000.00
	22020402	Maintenance of Office Furniture	1,320,000.00	25,000,000.00	356,000.00	564,000.00	400,000.00
	22020403	Maintenance of Office Building Residential Or	225,900.00	500,000.00	65,000.00	160,000.00	
	22020404	Maintenance of Office	90,000.00	500,000.00	90,000.00		

		Equipment					
	22070501	Local Training	-	-	-	-	-
	22070601	Security Services	150,000.00	200,000.00	150,000.00	-	-
	22020701	Financial Consulting	2,150,000.00	2,500,000.00	2,150,000.00	-	-
	22020709	Consultancy Service Fees	-	400,000.00	-	-	-
	22020710	External Audit Fees	500,000.00	3,500,000.00	-	-	-
	22020801	Motor Vehicle Fuel Cost	97,588.09	500,000.00	88,000.00	9,588.09	-
	22020802	Other Transport Equipment Fuel Cost	100,000.00	500,000.00	100,000.00	-	-
	2202803	Plant Generator Fuel Cost	-	500,000.00	-	-	-
	22020901	Bank Charges (Other than Interest)	1,326,673.15	1,000,000.00	471,673.15	855,000.00	-
	22020902	Insurance Premium	-	2,000,000.00	-	-	-
	22021001	Refreshment and Meals	4,205,800.00	6,000,000.00	3,183,500.00	-	-
	22021029	Other Expenses	-	-	-	-	-
	22021030	Public Enlightenment Programme	100,000.00	500,000.00	100,000.00	-	-
	22070102	Transfer to Sovereign Wealth Fund (Stabilization)	-	35,000,000.00	-	-	-
		TOTAL	14,618,561.24	51,700,000.00	11,368,473.15	2,242,088.09	1,008,000.00

(2) BUDGET PLANNING, RESEARCH AND STATISTICS

ADMINISTRATIVE CODE	LC/DNO MIC CODE	REVENUE DETAILS	ACTUAL CURRENT YEAR 2018 TOTAL	APPROVED BUDGET CURRENT YEAR 2018	ACTUAL CURRENT YEAR 2018 SAKI WEST LOCAL GOVT	ACTUAL CURRENT YEAR 2018 ASABARI LCDA	ACTUAL CURRENT YEAR 2018 WEWE LCDA
022000300100	22020102	Local Travel & Transport: Others	79,000.00	500,000.00	-	16,000.00	63,000.00
	22020203	Internet Access Charges	-	-	-	-	-
	22020301	Office Stationeries / Computer Consumable	135,000.00	500,000.00	50,000.00	85,000.00	-
	22020305	Printing of Non Security Document	615,000.00	1,000,000.00	615,000.00	-	-
	22020306	Printing of Security Document	138,000.00	-	-	-	-
	22020401	Maintenance of Motor Vehicle Transport Eqpt.	-	500,000.00	258,000.00	-	-
	22020404	Maintenance of Office / IT Equipment	310,000.00	100,000.00	113,000.00	25,000.00	-
	22020501	Local Training	-	-	-	-	-
	22020801	Motor Vehicle Fuel Cost	-	500,000.00	310,000.00	-	-
	22021001	Refreshment and Meals	-	-	-	-	-
	22021014	Annual Budget Expenses & Admin.	-	-	-	-	-
	22021022	Planning Monitoring & Evaluation	350,000.00	5,000,000.00	350,000.00	-	-
	22021031	Conduct of Survey	1,666,000.00	2,000,000.00	1,650,000.00	16,000.00	-
		TOTAL	3,054,000.00	5,600,000.00	2,975,000.00	142,050.00	63,000.00

(b) HEAD OF LOCAL GOVERNMENT ADMINISTRATION

ADMINISTRATIVE CODE	ECONOMIC CODE	REVENUE DETAILS	ACTUAL CURRENT YEAR 2018 TOTAL	APPROVED BUDGET CURRENT YEAR 2018	ACTUAL CURRENT YEAR 2018 SAKI WEST LOCAL GOVT	ACTUAL CURRENT YEAR 2018 ASABARI LCDA	ACTUAL CURRENT YEAR 2018 WEWE LCDA
012000100000	22020100	Local Travel & Transport: Office	200,000.00	1,500,000.00	481,400.00	-	200,000.00
	22020301	Office Stationeries / Computer Consumable	-	500,000.00	-	-	-
	22020305	Printing of Non Security Document	831,361.45	3,000,000.00	-	-	831,361.45
	22020401	Maintenance of Motor Vehicle/Transport Eqpt.	98,000.00	1,500,000.00	98,000.00	-	-
	22020402	Maintenance of Office Furniture	1,308,000.00	1,600,000.00	820,000.00	-	488,000.00
	22020403	Maintenance of Office Building / Residential Qtr	608,000.00	1,000,000.00	608,000.00	-	-
	22020501	Local Training	-	1,000,000.00	-	-	-
	22021001	Refreshment and Meals	-	1,500,000.00	-	-	-
		TOTAL	3,526,761.45	11,600,000.00	2,007,400.00	-	1,519,361.45

NOTE 15: HEALTH AND ENVIRONMENTAL

ADMINISTRATIVE CODE	ECONOMIC CODE	EXPENDITURE DETAILS	ACTUAL CURRENT YEAR 2018 TOTAL	APPROVED BUDGET CURRENT YEAR 2018 N	ACTUAL CURRENT YEAR 2018 SAKI WEST LOCAL GOVT	ACTUAL CURRENT YEAR 2018 ASABARI LCDA	ACTUAL CURRENT YEAR 2018 WEWE LCDA
052100100100		Primary Health Care	4,951,000.00	16,100,000.00	3,121,000.00	450,000.00	1,380,000.00
053500100100		Environmental Health Services	3,336,800.00	30,604,920.70	1,514,800.00	518,000.00	1,241,000.00
		TOTAL	7,706,800.00	36,704,920.70	4,635,800.00	1,031,000.00	2,621,000.00

DETAILS OF HEALTH AND ENVIRONMENTAL

(a) PRIMARY HEALTH CARE

ADMINISTRATIVE CODE	ECONOMIC CODE	EXPENDITURE DETAILS	ACTUAL CURRENT YEAR 2018 TOTAL	APPROVED BUDGET CURRENT YEAR 2018 N	ACTUAL CURRENT YEAR 2018 SAKI WEST LOCAL GOVT	ACTUAL CURRENT YEAR 2018 ASABARI LCDA	ACTUAL CURRENT YEAR 2018 WEWE LCDA
022000100100	22020102	Local Travel & Transport: Others	71,000.00	500,000.00	71,000.00	-	-
	22020301	Office Stationeries / Computer Consumable	-	100,000.00	-	-	-
	22020307	Drug/Laboratory /Medical supplies	2,480,000.00	6,000,000.00	700,000.00	400,000.00	1,380,000.00
	22020401	Maintenance of Motor Vehicle Transport Eqpt.	-	500,000.00	-	-	-
	22020402	Maintenance of Office Furniture	840,000.00	1,000,000.00	790,000.00	50,000.00	-
	22020801	Motor Vehicle Fuel Cost	-	500,000.00	-	-	-
	22020901	Refreshment and Meals	-	1,000,000.00	-	-	-

22021004	Medical Expenses - Local	100,000.00	1,000,000.00	100,000.00	-	-
22021021	Special Days - Celebrations	-	500,000.00	-	-	-
22021030	Public Enlightenment Programme	1,460,000.00	2,000,000.00	1,460,000.00	-	-
22021052	Fair, Festival, Expo & Summit	-	-	-	-	-
	TOTAL	4,951,000.00	16,100,000.00	3,121,000.00	450,000.00	1,380,000.00

(b) ENVIRONMENTAL HEALTH SERVICES

ADMINISTRATIVE CODE	ECONOMIC CODE	EXPENDITURE DETAILS	ACTUAL CURRENT YEAR 2018 TOTAL	APPROVED BUDGET CURRENT YEAR 2018 N	ACTUAL CURRENT YEAR 2018 SAKI WEST LOCAL GOVT	ACTUAL CURRENT YEAR 2018 ASABARI LCDA	ACTUAL CURRENT YEAR 2018 WEWE LCDA
053500100100	22020102	Local Travel & Transport: Others	-	500,000.00	-	-	-
	22020301	Office Stationeries / Computer Consumable	-	500,000.00	-	-	-
	22020305	Printing of Non Security Document	581,000.00	500,000.00	-	-	7,581,000.00
	22020401	Maintenance of Motor Vehicle/Transport Eqpt.	816,000.00	2,000,000.00	780,000.00	36,000.00	-
	22020402	Maintenance of Office Furniture	325,000.00	400,000.00	300,000.00	25,000.00	-
	22020501	Local Training	-	500,000.00	-	-	-
	22020605	Cleaning & fumigation Services	1,260,000.00	10,704,920.70	280,000.00	320,000.00	660,000.00
	22020801	Motor Vehicle Fuel Cost	200,000.00	500,000.00	-	200,000.00	-
	22021001	Refreshment and Meals	-	500,000.00	-	-	-
	22021027	Disaster Management	-	3,000,000.00	-	-	-
	22021029	Others Expenses (Burial of Human Carcass)	154,800.00	1,000,000.00	154,800.00	-	-

2021-2022	Public Works Programme	3,336,800.00	20,604,920.70	1,514,800.00.00	581,000.00	1,241,000.00
TOTAL		3,336,800.00	20,604,920.70	1,514,800.00.00	581,000.00	1,241,000.00

NOTE 16: WORKS, HOUSING, LAND & SURVEY

ADMINISTRATIVE CODE	ECONOMIC CODE	EXPENDITURE DETAILS	ACTUAL CURRENT YEAR 2018 TOTAL	APPROVED BUDGET CURRENT YEAR 2018 N	ACTUAL CURRENT YEAR 2018 SAKI WEST LOCAL GOVT	ACTUAL CURRENT YEAR 2018 ASABARI LCDA	ACTUAL CURRENT YEAR 2018 WEWE LCDA
023400100100	22020102	Local Travel & Transport: Others	420,000.00	500,000.00	420,000.00	-	-
	22020201	Electricity Charges	2,500,000.00	3,000,000.00	2,500,000.00	-	-
	22020301	Office Stationeries / Computer Consumable	-	500,000.00	-	-	-
	22020305	Printing of Non Security Document	975,000.00	500,000.00	475,000.00	200,000.00	300,000.00
	22020401	Maintenance of Motor Vehicle/Transport Eqpt.	3,830,200.00	3,500,000.00	1,827,200.00	1,003,000.00	1,000,000.00
	22020402	Maintenance of Office Furniture	1,490,000.00	500,000.00	1,085,000.00	205,000.00	200,000.00
	22020405	Maintenance of Plant & Generators	545,000.00	1,000,000.00	545,000.00	-	-
	22020406	Other Maintenance (Grader)	5,100,000.00	3,000,000.00	3,552,000.00	2,118,000.00	440,000.00
	22020413	Minor Road Maintenance	1,695,668.00	10,000,000.00	896,668.00	30,000.00	719,000.00
	22020403	Maintenance of Office Building - Residential Qtr.	340,000.00	-	340,000.00	-	-
	22020414	Maintenance of Rising and Distribution Mains	-	-	-	-	-
	22020319	Maintenance of Borehole Scheme	-	-	-	-	-

	22020701	Local Training					
	22020702	Office Rent	1,046,668.00	1,500,000.00	896,668.00	-	150,000.00
	22020703	Residential Rent	300,000.00	1,500,000.00	300,000.00	-	-
	22020801	Motor Vehicle Fuel Cost	31,000.00	2,500,000.00	31,000.00	-	-
	22020802	Other Transport Equipment Fuel Cost	-	2,000,000.00	-	-	-
	22020803	Plant & Generator Fuel Cost	-	2,500,000.00	-	-	-
	22021001	Refreshment and Meals	-	500,000.00	-	-	-
	22021031	Conduct of Survey	496,000.00	5,500,000.00	496,000.00	-	-
		TOTAL	20,046,868.00	38,500,000.00	13,631,868.00	3,606,000.00	2,809,000.00

NOTE 17: COMMUNITY DEVELOPMENT AND CULTURE (EDUCATION & SOCIAL SERVICES)

ADMINISTRATIVE CODE	ECONOMIC CODE	EXPENDITURE DETAILS	ACTUAL CURRENT YEAR 2018 TOTAL	APPROVED BUDGET CURRENT YEAR 2018 N	ACTUAL CURRENT YEAR 2018 SAKI WEST LOCAL GOVT	ACTUAL CURRENT YEAR 2018 ASABARI LCDA	ACTUAL CURRENT YEAR 2018 WEWE LCDA
055100300100	22020102	Local Travel & Transport: Others	945,000.00	1,000,000.00	443,000.00	502,000.00	-
	22020301	Office Stationeries / Computer Consumable	-	-	-	-	-
	22020303	Newspapers	375,000.00	500,000.00	138,000.00	375,000.00	-
	22020312	Supplies of Chemical	490,000.00	-	490,000.00	-	-
	22020313	Supply of Tools	-	500,000.00	-	-	-
	22020401	Maintenance of Motor Vehicle/Transport Eqpt.	-	-	-	-	-
	22020402	Maintenance of Office Furniture	1,070,000.00	1,100,000.00	765,000.00	305,000.00	-
	22020403	Maintenance of Office Building / Residential Qtr	-	1,325,000.00	-	-	-

22020400	Maintenance of Office IT Equipment					
22020400	Other Maintenance					
22020411	Maintenance of Communication Equipment					
22020601	Security Services	26,808,500.00	28,000,000.00	26,808,500.00		
22020801	Motor Vehicle Fuel Cost	875,000.00	900,000.00	75,000.00	875,000.00	
22021001	Refreshment and Meals	2,045,000.00	2,500,000.00	2,045,000.00		
22021003	Publicity and Advertisement	3,866,200.00	4,000,000.00	3,866,200.00		1,133,000.00
22021007	Welfare Packages	1,388,000.00	1,500,000.00	1,188.00	200,000.00	
22021009	Sporting Activities	25,000.00	50,000.00	25,000.00		
22021021	Special Days Celebrations	219,500.00	250,000.00	219,500.00		
22021029	Photograph, Donations, Financial Asst. Etc.	1,018,000.00	1,100,000.00	834,000.00	184,000.00	
22021030	Public Enlightenment Programme	2,701,000.00	2,800,000.00	1,864,000.00		837,000.00
22021032	Fair, Festival, Expo & Summit	187,000.00	200,000.00	187,000.00		
22021033	Contingencies - Others					
	Recurrent Costs					
22040109	Grants to Community/NGOS/CDAS		2,000,000.00			
	TOTAL	44,945,100.00	45,225,000.00	38,458,690.00	2,566,000.00	3,920,000.00

NOTE 18: AGRICULTURE AND NATURAL RESOURCES

ADMINISTRATIVE CODE	ECONOMIC CODE	EXPENDITURE DETAILS	ACTUAL CURRENT YEAR 2018 TOTAL	APPROVED BUDGET CURRENT YEAR 2018 N	ACTUAL CURRENT YEAR 2018 SAKI WEST LOCAL GOVT	ACTUAL CURRENT YEAR 2018 ASABARI LCDA	ACTUAL CURRENT YEAR 2018 WEWE LCDA
071500100100	22020102	Local Travel & Transport/ Others	96,000.00	500,000.00	96,000.00	-	-
	22020201	Electricity Charges	-	-	-	-	-
	22020403	Maintenance of Office Building and Residential Qtr.	615,000.00	1,000,000.00	-	175,000.00	440,000.00
	22020301	Office Stationeries / Computer Consumable	10,000.00	150,000.00	10,000.00	-	-
	22020305	Printing of Non Security Document	-	-	-	-	-
	22020401	Maintenance of Motor Vehicle/ Transport Eqpt.	110,000.00	500,000.00	110,000.00	-	-
	22020402	Maintenance of Office Furniture	500,000.00	800,000.00	500,000.00	-	-
	22020405	Maintenance of Plant & Generator	-	-	-	-	-
	22020406	Other Maintenance Services	1,690,000.00	2,000,000.00	965,000.00	205,000.00	520,000.00
	22021001	Refreshment and Meals	1,659,150.00	2,000,000.00	1,495,000.00	50,000.00	114,150.00
	22021021	Special Days Celebration	-	1,200,000.00	-	-	-
	22020413	Minor Road Maintenance	-	-	-	-	-
	22020602	Office Rent	-	-	-	-	-
	22020603	Residential Rent	-	-	-	-	-
	22020801	Motor Vehicle Fuel	-	-	-	-	-

TOTAL

4,680,150.00

8,150,000.00

3,176,000.00

430,000.00

1,074,150.00

NOTE 19: GRANTS AND SUBSIDIES -

Not Applicable

NOTE 21: CAPITAL PROJECTS

ADMINISTRATIVE CODE	ECONOMIC CODE	EXPENDITURE DETAILS	ACTUAL CURRENT YEAR 2018 TOTAL	APPROVED BUDGET CURRENT YEAR 2018	ACTUAL CURRENT YEAR 2018 SAKI WEST LOCAL GOVT	ACTUAL CURRENT YEAR 2018 ASABARI LCDA	ACTUAL CURRENT YEAR 2018 WEWE LCDA
		Chairman	260,000.00	300,000.00	260,000.00	-	-
	012500100100	Head of Local Government Administration	-	200,000.00	-	-	-
	012500100100	Administration & General Services	1,066,000.00	1,200,000.00	1,066,000.00	-	-
	012500100100	Agric. & Natural Resources	9,911,885.00	10,000,000.00	11,819,000.00	7,382,885.00	710,000.00
	022000100100	Finance & Supplies	2,020,000.00	2,100,000.00	560,000.00	970,000.00	490,000.00
	022000300100	Budget, Planning, Research and Statistics	184,500.00	300,000.00	171,500.00	-	13,000.00
	023400100100	Works, Housing, Land & Survey	654,286,307.44	698,560,940.45	441,889,504.19	89,244,468.00	123,152,335.25
	055100300100	Community Development & Culture	68,094,350.00	69,000,000.00	40,511,350.00	15,395,000.00	12,188,000.00
	052100100100	Primary Health Care	83,177,500.00	84,000,000.00	53,637,500.00	14,850,000.00	14,630,000.00
	053500100100	Environmental Health Services	72,190,500.00	73,000,000.00	41,833,500.00	19,435,000.00	10,922,000.00
		TOTAL	891,131,042.44	938,696,940.45	591,749,171.19	147,277,353.00	162,125,335.25

DETAILS OF CAPITAL PROJECTS

(a) HEAD OF LOCAL GOVERNMENT ADMINISTRATION

ADMINISTRATIVE CODE	ECONOMIC CODE	EXPENDITURE DETAILS	APPROVED BUDGET CURRENT YEAR 2018 N	ACTUAL CURRENT YEAR 2018 N
021500100100	23010112	Purchase of Office Furniture & Fittings	4,000,000.00	-
	23010121	Purchases of Residential Furniture	3,000,000.00	-
		TOTAL	7,000,000.00	-

(b) ADMIN. & GENERAL SERVICES

ADMINISTRATIVE CODE	ECONOMIC CODE	EXPENDITURE DETAILS	ACTUAL CURRENT YEAR 2018 TOTAL	APPROVED BUDGET CURRENT YEAR 2018 N	ACTUAL CURRENT YEAR 2018 SAKI WEST LOCAL GOVT	ACTUAL CURRENT YEAR 2018 ASABARI LCDA	ACTUAL CURRENT YEAR 2018 WEWE LCDA
021500100100	203010108	Purchase of Motor Vehicle	-	600,000.00	-	-	-
	23010104	Purchase of Motor Cycle	720,000.00	-	720,000.00	-	-
	23010113	Purchase of Computer	346,000.00	-	346,000.00	-	-
		TOTAL	1,066,000.00	-	1,066,000.00	-	-

CHAIRMAN OFFICE

ADMINISTRATIVE CODE	ECONOMIC CODE	EXPENDITURE DETAILS	ACTUAL CURRENT YEAR 2018 TOTAL	APPROVED BUDGET CURRENT YEAR 2018	ACTUAL CURRENT YEAR 2018 SAKI WEST LOCAL GOVT	ACTUAL CURRENT YEAR 2018 ASABARI LCDA	ACTUAL CURRENT YEAR 2018 WEWE LCDA
	203010113	Purchase of Computer	-	-	260,000.00	-	-
		TOTAL	-	-	260,000.00	-	-

10) AGRIC. & NATURAL RESOURCES

ADMINISTRATIVE CODE	ECONOMIC CODE	EXPENDITURE DETAILS	ACTUAL CURRENT YEAR 2018 TOTAL	APPROVED BUDGET CURRENT YEAR 2018	ACTUAL CURRENT YEAR 2018 SAKI WEST LOCAL GOVT	ACTUAL CURRENT YEAR 2018 ASABARI LCDA	ACTUAL CURRENT YEAR 2018 WEWE LCDA
021500100100	23050109	Special Project and Assignment	162,260,085.00	3,000,000.00	9,652,200.00	6,607,885.00	-
	23050117	Farms Development	3,562,617.00	2,000,000.00	2,167,617.00	485,000.00	710,000.00
	23050118	Procurement of Agricultural Inputs	290,000.00	3,000,000.00	-	290,000.00	-
	23040101	Tree Planting	-	2,000,000.00	-	-	-
		TOTAL	165,912,702.00	10,000,000.00	11,819,817.00	7,382,885.00	710,000.00

(d) FINANCE & SUPPLIES

ADMINISTRATIVE CODE	ECONOMIC CODE	EXPENDITURE DETAILS	ACTUAL CURRENT YEAR 2018 TOTAL	APPROVED BUDGET CURRENT YEAR 2018	ACTUAL CURRENT YEAR 2018 SAKI WEST LOCAL GOVT	ACTUAL CURRENT YEAR 2018 ASABARI LCDA	ACTUAL CURRENT YEAR 2018 WEWE LCDA
022000100100	23010113	Purchase of Computer	670,000.00	700,000.00	-	670,000.00	-
022000100100	23010114	Purchase of Computer Printer	-	-	-	-	-
022000100100	23010104	Purchase of Motor Cycle	860,000.00	900,000.00	560,000.00	300,000.00	-
	23010128	Purchase of Security Equipment	490,000.00	500,000.00	-	-	490,000.00
		TOTAL	2,020,000.00	2,100,000.00	560,000.00	970,000.00	490,000.00

(g) BUDGET, PLANNING, RESEARCH & STATISTICS

ADMINISTRATIVE CODE	ECONOMIC CODE	EXPENDITURE DETAILS	ACTUAL CURRENT YEAR 2018 TOTAL	APPROVED BUDGET CURRENT YEAR 2018	ACTUAL CURRENT YEAR 2018 SAKI WEST LOCAL GOVT	ACTUAL CURRENT YEAR 2018 ASABARI LCDA	ACTUAL CURRENT YEAR 2018 WEWE LCDA
022000300100	23010113	Purchase of Computers	184,500.00	300,000.00	171,500.00	-	13,000.00
	23010111	Purchase of Computer Printers	-	-	-	-	-
	23010118	Purchase of Scanners	-	-	-	-	-
	23010142	Purchase of Networking Devices / Peripherals	453,500.00	-	453,500.00	-	-
		TOTAL	638,000.00	1,700,000.00	625,000.00	-	13,000.00

(h) WORKS, HOUSING, LAND & SURVEY

ADMINISTRATIVE CODE	ECONOMIC CODE	EXPENDITURE DETAILS	ACTUAL CURRENT YEAR 2018 TOTAL	APPROVED BUDGET CURRENT YEAR 2018	ACTUAL CURRENT YEAR 2018 SAKI WEST LOCAL GOVT	ACTUAL CURRENT YEAR 2018 ASABARI LCDA	ACTUAL CURRENT YEAR 2018 WEWE LCDA
023400100100	23010101	Purchase / Acquisition of Land	50,000.00	500,000.00	50,000.00	-	-
	23010104	Purchase of Motorcycles	540,000.00	900,000.00	540,000.00	-	-
	23010105	Purchase of Motor Vehicle	16,800,000.00	17,200,319.71	7,000,000.00	-	9,800,000.00
	23010106	Purchase of Vans	-	500,000.00	-	-	-
	23010112	Purchase of Office Furniture & Fittings	-	500,000.00	8,235,234.81	-	-
	23010119	Purchase of Power Generating Set	875,000.00	1,000,000.00	480,000.00	-	395,000.00

23020103	Purchase of Survey Equipments	350,000.00	1,000,000.00	350,000.00	-	-
23020104	Purchase of Electronic Electrical Equipment	70,000.00	1,000,000.00	70,000.00	-	-
23020105	Construction / Provision of Electricity	1,185,000.00	1,200,000.00	1,185,000.00	-	-
23020114	Construction / Provision of Roads	304,791,798.81	309,874,000.00	250,226,719.35	30,235,500.00	24,329,579.46
23020118	Construction / Provision of Infrastructure	42,549,300.03	50,000,000.00	25,389,300.03	1,390,000.00	15,770,000.00
23020124	Construction of Market / Motor Parks / Garage	-	-	-	-	-
23020127	Construction / Provision of ICT Infrastructure	233,600.00	500,000.00	283,600.00	-	-
23020128	Construction / Provision of Roads Signs	1,290,000.00	1,500,000.00	1,140,000.00	-	150,000.00
23020105	Furniture Const/Pro. Of Water Facilities	15,946,600.00	2,000,000.00	15,946,600.00	-	-
23030101	Rehabilitation / Repairs of Residential Building	976,000.00	1,000,000.00	975,000.00	-	-
23030102	Rehabilitation / Repairs of Electricity	619,000.00	1,000,000.00	600,000.00	19,000.00	-
23030104	Rehabilitation / Repairs of Water Facilities	28,316,250.00	29,000,000.00	13,831,250.00	13,490,000.00	995,000.00
23030106	Rehabilitation / Repairs of Office Building	450,000.00	1,000,000.00	450,000.00	-	-
23030113	Rehabilitation / Repairs of Roads	204,326,468.00	205,000,000.00	100,171,500.00	43,219,968.00	60,935,000.00
23030121	Rehabilitation / Repairs of	11,238,900.00	29,541,580.34	11,238,900.00	-	-
23030124	Rehabilitation / Repairs of Market / Parks	20,000.00	6,545,040.40	-	-	20,000.00
23030107	Preparation / Execution of Master Regional Plan	15,693,755.79	16,000,000.00	5,336,000.00	3,400,000.00	9,817,755.79
23030109	Special Projects	1,360,000.00	2,000,000.00	850,000.00	100,000.00	410,000.00

	23050114	Assignment Compensation for Acquired Land Properties	950,000.00	21,000,000.00	500,000.00	410,000.00	-
	23050119	Contingences - Capital	190,000.00	11,000,000.00	190,000.00	-	-
		TOTAL		698,560,940.45	441,889,504.19	89,244,468.00	123,152,335.25

(g) COMMUNITY DEVELOPMENT & CULTURE

ADMINISTRATIVE CODE	ECONOMIC CODE	EXPENDITURE DETAILS	ACTUAL CURRENT YEAR 2018 TOTAL	APPROVED BUDGET CURRENT YEAR 2018	ACTUAL CURRENT YEAR 2018 SAKI WEST LOCAL GOVT	ACTUAL CURRENT YEAR 2018 ASABARI LCDA	ACTUAL CURRENT YEAR 2018 WEWE LCDA
055100300100	23010143	Purchases of Cameras	-	50,000.00	-	-	-
	23010145	Purchase of Projectors	-	100,000.00	-	-	-
	23010148	Purchase of Books	-	100,000.00	-	-	-
	23010124	Purchase of Teaching / Learning Aids / Equip.	-	50,000.00	-	-	-
	23050110	Educational Programmes	21,238,000.00	21,300,000.00	12,441,000.00	5,117,000.00	3,680,000.00
	23050111	Constituency Projects / Empowerment Prog.	46,048,350.00	46,500,000.00	27,259,350.00	10,278,000.00	8,508,000.00
	23010130	Purchase of Recreational Facilities	811,000.00	900,000.00	811,000.00	-	-
		TOTAL	68,097,350.00	69,000,000.00	40,511,350.00	15,395,000.00	12,188,000.00

(b) PRIMARY HEALTH CARE

ADMINISTRATIVE CODE	ECONOMIC CODE	EXPENDITURE DETAILS	ACTUAL CURRENT YEAR 2018 TOTAL	APPROVED BUDGET CURRENT YEAR 2018	ACTUAL CURRENT YEAR 2018 SAKI WEST LOCAL GOVT	ACTUAL CURRENT YEAR 2018 ASABARI LCDA	ACTUAL CURRENT YEAR 2018 WEWE LCDA
052100100100	23010122	Purchase of Health / Medical Equipments	83,117,500.00	84,000,000.00	53,637,500.00	14,850,000.00	14,630,000.00
		TOTAL	83,117,500.00	84,000,000.00	53,637,500.00	14,850,000.00	14,630,000.00

(i) ENVIRONMENTAL AND HEALTH SERVICES

ADMINISTRATIVE CODE	ECONOMIC CODE	EXPENDITURE DETAILS	ACTUAL CURRENT YEAR 2018 TOTAL	APPROVED BUDGET CURRENT YEAR 2018	ACTUAL CURRENT YEAR 2018 SAKI WEST LOCAL GOVT	ACTUAL CURRENT YEAR 2018 ASABARI LCDA	ACTUAL CURRENT YEAR 2018 WEWE LCDA
053500100100	23040104	Industrial Pollution Prevention & Control / Environmental Sanitation	71,010,500.00	71,000,000.00	41,353,500.00	19,435,000.00	10,222,000.00
	23040105	Water Pollution Prevention & Control	11,675,000.00	1,700,000.00	975,000.00	-	700,000.00
	23010146	Purchase of Other equipment	480,000.00	1,300,000.00	480,760.00	-	-
		TOTAL	73,171,500.00	74,000,000.00	41,833,500.00	19,435,000.00	10,922,000.00

NOTES 20: MISCELLANEOUS EXPENDITURE

-

Not Applicable

NOTE 21: CASH AND BANK BALANCES

	CURRENT YEAR 2018	PREVIOUS YEAR 2017
	N	N
Balance as per Cash Bank:		
Bank	15,929,160.69	222,972,794.56
Cash	140,538.48	464,087.13
TOTAL	46,070,008.17	234,336,881.69

NOTE 22: INVESTMENTS

S/NO.	SECURITIES	CURRENT YEAR 2018	PREVIOUS YEAR 2017
		N	N
1.	1,785,114.00 ordinary shares of 50k each in Wema Bank Plc.	892,857.00	892,857.00
2.	107,990.00 ordinary shares of 50k each in PZ Industries Plc.	53,995.00	53,995.00
3.	6,150.00 ordinary shares of 50k each in UNK Plc.	3,075.00	3,075.00
4.	2,050.00 ordinary shares of 50k each in National Salt Company	1,025.00	1,025.00
	TOTAL	950,952.00	950,952.00

NOTE 23: SUMMARY OF ADVANCE FOR THE YEAR ENDED 31ST DEC., 2018.

S.NO.	PARTICULAR	LEDGER FOLIO (PAGE)	AMOUNT N
1.	Alamu W. Dayo	26	302,834.36
2.	Awopetu S. Sifiso	69	97,158.00
3.	Ganiyu Sakirat	163	(1,100.00)
4.	Okunola Oladejo	108	44,158.00
5.	Adebayo Idowu	106	97,158.00
6.	Ganiyu Sakirat	75	330,366.00
7.	Ogundeji Isaiah	120	7,260.00
8.	Korede Aderonke	128	500,550.00
9.	Ojo Serah	488	(8,800.00)
10.	Yinusa Kazeem Kunle	304	(100.00)
11.	Idowu Iyabo Florence	305	(6,600.00)
12.	Adediji Basirat	71	97,158.00
13.	Yinusa Sarafadeen Idowu	130	2,200.00
14.	Silawa Rasheed	104	97,158.00

15.	Olayinka Odunakin	164	344,306.00
16.	Oyingsola Lamini	131	(8,750.00)
17.	Bello Sheti Adeleoye	136	7,260.00
18.	Salaudeen Iyabo Ronke	137	(2,000.00)
19.	Omorade Adeyinka	170	(16,200.00)
20.	Yinusa Lawal	227	349,800.00
21.	Basheer Afees Olalekan	143	(2,212.00)
22.	Taiwo Abraham	145	119,151.00
23.	Alabi Olujinmi	121	(420.00)
24.	Adeniyi Jonathan	146	41,200.00
25.	Olajide Kafilat Oluwatoyin	120	(220.00)
26.	Kareem Ganiyu	149	8,150.00
27.	Oraakunle Sarat	151	35,750.00
28.	Murana Babatunde	122	126,983.00
29.	Oyingsola Lamini	153	3,300.00

30.	Olowookere Rukayat	157	19,422.00
31.	Ijant Nurudeen	161	9,158.00
32.	Oguntona Babatunde	159	112,551.00
33.	Iyinade Alice	162	204,045.00
34.	Shanire Janet	155	9,900.00
35.	Jacob Isaiah	444	(1,100.00)
36.	Ojo Timothy	910	(2,200.00)
37.	Ogunrinde Segun	94	121,151.00
38.	Olowookere Rukayat	163	349,800.00
39.	Adeola Rabiul	98	(12.00)
40.	Ajibade T. A.	110	29,350.00
41.	Adeyemo Taofeek	458	(3,640.00)
42.	Safami Imoh	100	(4.00)
43.	Raji Sakariyan	464	65,743.00
44.	Adelakun Charlotte	110	(4,400.00)

45.	Yusuf Adedokun	108	3,700.00
46.	Akanni B. Olayinka	115	397,195.00
47.	Wahab Fatai R.	117	(4,400.00)
48.	Ogundokun Joseph	82	119,109.00
49.	Adedokun Emmanuel	84	(9,729.00)
50.	Ajayi Kehinde	86	97,158.00
51.	Jubril Sakirat	4	(2,400.00)
52.	Yusuf Basiru	111	349,800.00
53.	Tajudeen A. Ganiyu	6	(2,770.00)
54.	Saka Lateef	8	90,750.00
55.	Adeniran Olayinka	87	180,000.00
56.	Adedokun John	12	9,900.00
57.	Agenigba Lateefat	14	20,070.00
58.	Uwail Dauda	215	102,300.00
59.	Yusuf Wahed	84	2,950.00

60.	Kayode Oluwajana	27	7,260.00
61.	Shirin Firoka	27	(1,050.00)
62.	Ogunfide Saheed	28	349,800.00
63.	Fasesan Oluwakemi	67	97,098.00
64.	Balogun Woseeat	42	6,400.00
65.	Busari Abiodun Afusat	44	7,260.00
66.	Ogunsola Temilade	73	97,158.00
67.	Lawal Alidu	46	(500.00)
68.	Raji A. A.	65	29,320.00
69.	Adekunle Grace Bimpe	48	9,900.00
70.	Raji Sakariyau	102	12,739.00
71.	Oladejo Rafiu	52	(13,250.00)
72.	Abdu Aolat	57	4,050.00
73.	Yusuf Basiru	59	(148.25)
74.	Adenji Kehinde	63	7,260.00

74.	Karimu M. Gimai	303	(1,100.00)
76.	Abiola Jerry	20	106,158.00
77.	Durojaye Kafilat	355	43,158.00
78.	Owolabi Modupe	206	22,450.00
79.	Ibeno Wasu	22	170,000.00
80.	Azeez Mariam	313	(1,100.00)
81.	Daniel Elizabeth	314	(660.00)
82.	Abulahi Sabi	114	(19,800.00)
83.	M. A. Owolabi	112	(14,725.00)
84.	Giwa Moturayo	208	35,750.00
85.	Olufolorin Kayode	113	(8,080.19)
86.	Fchintola Abigeal	210	(44,175.00)
87.	Ayanbisi Modinat	212	16,500.00
88.	Adedokun F. A.	327	(1,000.00)
89.	Adebisi Eunice	216	(400.00)

90.	Adeniji A. A.	21	15,050.00
91.	Oludele F. S. O.	302	(1,100.00)
92.	Olanrewaju Abibat	218	(2,970.00)
93.	Abidiesin M. A.	431	68,330.00
94.	Amoh Rotiat	300	(3,500.00)
95.	Adewale Victoria	224	44,161.00
96.	Owolabi Waheed	301	(4,400.00)
97.	Adedokun Kuburat	220	(12,144.00)
98.	Osuntoki O. F.	222	29,350.00
99.	Abobade S. O.	432	5,500.00
100.	Ogunjimi S. A.	433	3,350.00Cr
101.	Ibraheem Ramota	434	106,757.00
102.	Ajibade Mucunuru	435	4,800.00
103.	Adeogun Roy	436	2,680.00
104.	Osuntok Christian	437	140,560.00

105.	Oliver E. S.	439	109,350.00
106.	Omuamide Mary	440	72,500.00
107.	Hijani Risikat	440	13,860.00
108.	Allako E. A.	441	208,082.00
109.	Azeez RISIKAT	452	(4,840.00)
110.	Ogunjimi Joke	442	115,500.00
111.	Ojedokun P. B.	443	87,120.00
112.	Adeyinka Mary	444	84,700.00
113.	Jubril M. D.	445	75,020.00
114.	Adejumobi E. A.	446	120,560.00
115.	Sittu R. A.	447	36,420.00
116.	Allako Iyabo	448	29,040.00
117.	Bacmi Serin	449	29,700.00
118.	Adesokan U. O	450	50,000.00
119.	Olagbemi J. O.	451	600.00

120.	Owende Terrence	453	29,014.00
121.	Ademola J. A.	465	165,000.00
122.	Alayinde Esther	426	450,500.00
123.	Olofinfunji N. J.	478	(4,840.00)
124.	Kemude Adika	455	108,910.00
125.	Fijabi N. O.	456	80,654.00
126.	Raji A. Nike	457	113,740.00
127.	Adediran F. A.	458	78,860.00
128.	Olatunbosun M. O.	459	94,939.00
129.	Fijani Idris	460	118,500.00
130.	Amuda M. M.	461	66,000.00
131.	Fasasi N. A.	462	9,680.00
132.	Ogunsina Segun	464	84,750.00
133.	Akanbi C. O.	465	2,420.00
134.	Oyadiran Bolanle	466	200.00

135.	A. S. O. O. O. O.	467	84,250.00
136.	Babalola M. M. M.	468	70,800.00
137.	Oloore Risikat	469	23,100.00
138.	S. A. Abubakar	470	120,560.00
139.	Adegbaba Tajudeen	471	278.00
140.	Kareem A. R.	472	162,320.00
141.	Yinusa Risikat	473	48,400.00
142.	Ganiyu Z. A.	474	79,860.00
143.	Durojaye Rasheed	476	122,532.00
144.	Oladipupo Emmanuel	477	50,820.00
145.	Ajuwon Ibraheem	478	50,820.00
146.	Raji Kazeem	479	75,020.00
147.	Okunfowon Adetaju	480	12,100.00
148.	Babalola B. W.	481	117,328.00
149.	Fasasi L. A.	482	179,080.00

150.	Owolabi B. S.	483	8,273,000
151.	Akinlotan D. B.	484	6,590,000
152.	Ayobola R. E.	485	89,540,000
153.	Fasasi Owolabi	486	1,100,000
154.	Ujani Adowu	487	1,540,000
155.	Salami Adijat	488	65,340,000
156.	Lawal Saka	489	84,700,000
157.	Yakubu M. Bola	490	50,820,000
158.	Mayowa N. E.	491	125,400,000
159.	Godwin Janet	492	30,800,000
160.	Adeyemo Rachael	493	91,960,000
161.	Ahmed S. A.	494	69,300,000
162.	Atabi M. O.	495	142,993,000
163.	Jubril Lawal	496	50,600,000
164.	Abiklesin Rukayat	497	23,980,000

165.	Musibire K. S.	498	125,840.00
166.	Oludesa Funmilayo	499	79,940.00
167.	Adetola Modinat	500	119,820.00
168.	Aderibigbe M. O.	501	103,400.00
169.	Rufai Lukman	502	101,640.00
170.	Ogunkanbi V. A.	503	77,980.00
171.	Salawu Azeez	504	7,700.00
172.	Popoola V. A.	506	87,040.00
173.	Omirinde Mulikat	507	4,620.00
174.	Adedokun Funmilayo	511	104,720.00
175.	Gbadamosi Ganiyu	512	2,420.00
176.	Ogunsola Toyin	513	126,280.00
177.	Ige F. O.	514	59,660.00
178.	Badiru Taofeek	515	9,820.00
179.	Ayik Funola	516	104,180.00

180.	Hammed Wadwa	517	85,840.00
181.	Fasasi Sefiat	518	101,640.00
182.	Shittu Balikisu	519	21,780.00
183.	Yekini Akinlabi	521	45,100.00
184.	Anako Esther	522	8,560.00
185.	Tijani Oseni Atanda	523	48,400.00
186.	Alabi Julianah	524	13,200.00
187.	Owoade Bimpe	525	36,300.00
188.	Adegoke Muraina	526	38,500.00
189.	Tiamiyu Aremu	527	51,700.00
190.	Wosiliat Aduke	528	42,900.00
191.	Ayedun Asade	529	34,100.00
192.	Adeniran Mathew	530	87,120.00
193.	Ojo Jonathan	531	102,300.00
194.	Alajere Dorcas	532	9,900.00

195.	S. Jaikeep Saraf, J. Sar	533	18,400.00
196.	Lawal Sulist	267	(109,500)
197.	Basasi Lawal	534	45,100.00
198.	Aderoju B. A.	535	95,489.00
199.	Shittu Abd-Rasak	250	3,500.08
200.	Olabode J. K.	537	17,900.00
201.	Ayandare Alice	538	115,500.00
202.	Orodeji B. A.	539	63,400.00
203.	Okesipe Felicia	540	125,400.00
204.	Adepoju E. Y.	541	145,200.00
205.	Olaoti Oladeji	543	128,700.00
206.	Adedokun A. O.	544	98,332.00
207.	Olabiye P. M	545	3,333.33
208.	Adebayo Ezekiel	546	183,330.00
209.	Ogunwale Funmi	547	12,000.00

210.	Samuel E. A.	548	47,673.00
211.	Libwo Joseph	240	69,300.00
212.	Otaeye E. O.	550	69,300.00
213.	Olatunbosun A. O.	554	80,654.00
214.	Adeniran Adenike	552	75,000.00
215.	Oyadiran E. A.	553	41,800.00
216.	Adeloke Ayonike	554	172,260.00
217.	Adeniran E. S.	555	84,700.00
218.	Ibraheem Fatimon	556	70,180.00
219.	Adekola Omowumi	557	7,700.00
220.	Salaudeen Anifat	306	(880.00)
221.	Kasali O. Rabiu	558	36,276.00
222.	Hjani Salim A.	559	89,420.00
223.	Alabi Mojisade	561	18,180.00
224.	Funmi Hjanf	562	51,700.00

225.	Atideye R. A.	565	51,523.00
226.	Ojo A. Jeremi	564	9,100.00
227.	Popoola Binta	565	60.00
228.	Ajao Michael	567	36,476.00
229.	Azeez Sunmonu Giwa	568	10,500.00
230.	Ganiyu D. Hassan	569	14,300.00
231.	Alidu B. Muhammed	570	38,500.00
232.	Balogun Saïdu	571	165,000.00
233.	Abidiesin Moriliat	572	128,260.00
234.	Afolabi E. O.	573	7,334.00
235.	Ojedokun O. F.	574	159,195.00
236.	Ojediran Ayoola	575	133,100.00
237.	Adeyeta Bunpe	577	138,040.00
238.	Odugbemi Lydia	578	18,480.00
239.	Adeyinka Isalah	579	47,300.00

240.	Yusuf Yusufi	580	6,160.00
241.	Miriam Akanbi	581	112,200.00
242.	Jinoh Adedokun	583	37,400.00
243.	Olatundun Jestia	584	60,500.00
244.	Dada E. O.	586	4,840.00
245.	Maradesa Serifat	587	36,060.00
246.	Moshood Serifat	588	96,800.00
247.	Lasisi T. A.	589	112,092.00
248.	Shittu Muinat	590	32,340.00
249.	Adesola Isaac	591	2,800.00
250.	Akinkunmi N. O.	592	89,100.00
251.	Olalere Felicia	593	99,220.00
252.	Taiwo M. A.	594	84,340.00
253.	Kintomo Babatunde	595	(7,080.00)
254.	Ogunnonbi Bayo	596	14,190.00

255.	Dele, An. Haraldeen	361	21,904.00
256.	Engr. M. B. A. Akwanya	333	213,366.67
257.	Filola Moses	334	21,510.00
258.	Ojebisi Bosedo	312	(1,100.00)
259.	Hutade I. O.	335	20,400.00
260.	Popoola L. T.	307	(4,800.00)
261.	Ojoawo Emily	336	9,780.00
262.	Oyewumi I. O.	337	15,840.00
263.	Adedoyin F. F.	338	90,587.00
264.	Ayoade Rebecca	339	65,340.00
265.	Ayanlola Leah	340	17,700.00
266.	Badmus Serifat	341	67,760.00
267.	Atolabi Elizabeth	342	50,820.00
268.	Amusat Adijat	343	3,900.00
269.	Engr. Adebola Oluwajana	349	202,015.00

272.	Oni Joseph Francis	343	7,257.00
273.	Adeloke Adenike	345	168,100.00
272.	Baminore M. A.	346	204,600.00
273.	Salawu L. A.	347	174,163.00
274.	Yaqoob Mareed	348	4,840.00
275.	Ewegbenro B. Ayobami	349	13,800.00
276.	Bamigbade Gabriel	351	45,980.00
277.	Shittu Y. Adeniji	353	119,800.00
278.	Adigun Adesola	427	69,653.00
279.	Ige A. O.	426	3,300.00
280.	Oyebisi A. O.	425	49,500.00
281.	Akinrinola R. A.	424	191,400.00
282.	Owolabi P. O.	422	50,820.00
283.	Oladokun Fayo	421	68,560.00
284.	Adeniji Sunday	420	70,182.00

285.	Chibweye M. A.	419	3,500.00
286.	Ojogboye Moses	418	94,380.00
287.	Ogunesan Oluseji	417	118,580.00
288.	Musiliu Amina	415	125,840.00
289.	Salami Sunman	414	14,520.00
290.	Balogun Nasiru	412	2,420.00
291.	Fiamiyu R. O.	411	10,900.00
292.	Tijani Isiaka	410	16,500.00
293.	Dauda Mutiu	409	194,700.00
294.	Salau Aderemi	408	174,163.00
295.	Ojo Anthony	407	201,665.00
296.	Adegunwa Ronke	473	37,560.00
297.	Akinkoed Wasu	406	26,620.00
298.	Pension	487	187,936,868.21
299.	Comrembi Samuel	405	148,500.00

300.	Muhammad Wadai	323	(9,200.00)
301.	Ogunlana Adewumi	311	(100.00)
302.	Hijani Kareem	325	(9,680.00)
303.	Salami Ismaila A.	326	(33,023.00)
304.	Dr. Adenayo K. A.	328	(5,607.00)
305.	Salami Tamun Titilope	490	(100.00)
306.	Hammed Rasheed	491	(6,600.00)
307.	Sodiq K. A.	363	183,201.00
	TOTAL =		207,196,697.54

NOTE 24: OTHER ACCOUNTS

S/NO.	ACCOUNT NAME	ACCOUNT NO.	BALANCES AS AT 31/12/2017
			N
	Balance as at 31/12/2017:		
	Stabilization Account	2037355443	11,507,423.07
	Fixed Deposit Investment		90,850,568.94

Transfer (amount) before sharing		Total balance before the sharing		LCDA		Share of Stabilization to the 2	
1.	Wewe LCDA-	1st Transfer	29,315,025.45	29,315,025.45	16,815,025.90	46,130,050.90	
		2nd Transfer	16,815,025.45	16,815,025.45		46,130,050.90	
2.	Asabari LCDA-	1st Transfer	29,315,025.45	29,315,025.45			
		2nd Transfer	16,815,025.45	16,815,025.45			
		Transfer & Interest accrued					61,506,734.54
		Transfer & Accrued Interest after sharing					11,173,366.56
		Balance as at 31/12/2018:-					72,680,101.10
		Stabilization Account	7,146,182.42				
		Fixed Deposit	65,533,918.58				
		Share by the LCDA-					72,680,101.10

153,766,836.34

1,607,417.50

NOTE: 27. STATEMENT OF DEPOSIT FOR THE YEAR ENDED 31st DEC. 2019

Amount	164,940,202.80
As per	161,200,800.00
TOTAL	

S/NO.	PARTICULAR	LEDGER FOLIO/PAGE	AMOUNT
1.	TAX	883	144,717.50
2.	W.H.T.	415	1,141,730.22
3.	VAT	555	199,650.00
4.	Stamp Duty	417	475.00
5.	Alamu W. D.	411	26,620.00
6.	M. A. Adesope	688	9,600.00
7.	DF & S. ATISBO I/G (Olanipekun Mary)	721	6,864.00
8.	Sodiq K.A	406	(8,669.72)
9.	DF & S. ATISBO I/G (Olanipekun T. R.)	694	4,576.00
10.	Korede A. F. (Saki Eusi)	718	5,888.89
11.	CONBAR Delegate	685	2,750.00
12.	Staff Development Fee	691	74,300.00

N

15	DR. R. HANAN, SpM, FRCR (Paediatric), FRCR (Gen) & FRCR (Paediatric)	417	4,100,000.00
16	DR. R. S. VITALE, FRCO, FRCR (Paediatric)	623	13,829,673
17	ADRIAN A.	719	20,790,000
18	AMR, FRCR (Paediatric)	828	25,200,000
19	J. A. Gjeddan	641	6,959,200
20	S. O. Olatoye	693	56,400,000
21	Alh. Sulaiman Lawal Oroyinrin	507	500,000.00
22	Oni Simon Olamide	513	500,000.00
23	Okesipe Solomon	475	3,936,000.00
24	Mariahah Rabeeh	479	2,400,000.00
25	Azeez Jamia	481	3,640,000.00
26	Alh Mayowa Iajudeen	483	700,000.00
27	Yusuff Raji A.	486	2,120,000.00
28	Ogunjimi (Jusegun)	489	1,000,000.00
29	Chief Isaac Koleshin	492	4,000,000.00
30	Chief Isaac O.	495	3,000,000.00
31	Kareem Adedoke	498	1,215,000.00

NO	Uraian	Saldo Awal	Saldo Akhir	Saldo Akhir
34	Adyana Teguh	500.000.00		500.000.00
35	OYO ST. PIR (Kantor Kamar)	239.727,50		239.727,50
36	Subhan Lawal (Gruyuk)	800.000.00		800.000.00
37	1000000000			1000000000
38	SUB TOTAL	32.712.064,02		32.712.064,02
39	DEPOSIT ASABARI LCDA			
40	TOTAL	35.247.621,67		35.247.621,67

NORTH CAROLINA TRANSFER TOTAL BY MONTH BY COUNTY OR PARTIAL COUNTY

S. NO.	MONTH	WEEK	MSARMI
1.	APRIL	13,785,809.50	13,785,809.50
2.	MAY	18,616,623.94	18,616,623.94
3.	JUNE	27,771,733.37	27,771,733.37
4.	JULY	13,204,222.28	13,204,222.28
5.	AUGUST	19,097,112.13	19,097,112.13
6.	SEPTEMBER	23,012,980.92	23,012,980.92
7.	OCTOBER	22,361,488.24	22,361,488.24
8.	NOVEMBER	14,206,376.34	14,206,376.34
9.	DECEMBER	22,644,384.30	22,644,384.30
TOTAL =		184,707,721.02	184,707,721.02 (b)
		(a)	

MONTH

WEEK

MSARMI

A + B =

184,707,721.02

186,818,221.02

371,526,442.04

WENDE MUSI WENDE LOCAL COUNCIL DEV AREA STABILIZATION ACCOUNT



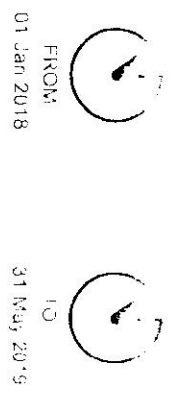

STABILIZATION ACCOUNT STATEMENT

ACCOUNT IDENTIFICATION NUMBER: 1001 DATE GENERATED: 05/30/2019 12:33 PM

STANBIC BFC BANK
KC 125097
Ilesha Heruya Road, Opposite Sam Yee
DORTCHER SEVERIKRI XIKI OYORIM

INFLOW VS OUTFLOW

Current Balance
45,000,000.00



0.00
Opening Balance

45,000,000.00
Closing Balance

POSTING DATE	VALUE DATE	DESCRIPTION	OUTFLOW	INFLOW	BALANCE
		Interest Ann		45,000,000.00	45,000,000.00
	02/01/2019	02/01/2019 to 02/01/2019 Interest ann	499,315.07	499,315.07	45,499,315.07
	02/01/2019	Renewal Debt Transaction 0029462545	499,315.07		45,000,000.00
	02/01/2019	Renewal Debt Transaction 0029462545	798,904.11		45,000,000.00
	02/01/2019		499,315.07		45,000,000.00



BANK STATEMENT / TAX INVOICE

Account Type : BIZ SMART Account Number : 0022445282
 Account Currency : NGN

Transaction date	Value Date	Transaction description	Fee	Debits	Credits	Balance
24-04-2019	24-04-2019	REPAYMENT AFTER RENEWAL OF 10000325450 CREDIT TO REPAYMENT FROM BANK SAKI SAKI WEST LOCAL SAKI WEST LOCAL GOVT/19/30020455551 POLARIS CBN STAMP DUTY 24 APR 2019/S200644308 ORD AWT 94501204 0022445282/24 APR 19/NGN/000145 084		50.00-	700.000000	12,762,160.74
24-04-2019	24-04-2019	ALERT CHARGE 24 APR 19SMS ALERT CHARGE 0022445282/24 APR 19/NGN/000145		4.00- #		12,758,160.74
24-04-2019	24-04-2019	ALERT CHARGE 30 APR 19SMS ALERT CHARGE 0022445282/30 APR 19/NGN/000145		8.00- #		12,750,160.74
24-04-2019	24-04-2019	THE BLOSAK WEST SWIG TR BY SAKI WEST LOCAL CBN/19/300204588496 POLARIS CBN STAMP DUTY 23MAY2019/S45261523 ORG AWT 6393493 20190523_S45261523_3835_NG14427 084		50.00-	639.313300	12,741,461.44
24-04-2019	24-04-2019	HISTORICAL STATEMENT CHARGE FOR CAL STATEMENT CHARGES 000015190530104992000402267192 RBX 7354625938SPONVSH57 -UZAIFA AHMED CBN STAMP DUTY 30MAY2019/S51933493 ORG AWT 20000 0190530_S51933493 0190530_7084		4.00- #	20,000.00	12,721,461.44
24-04-2019	24-04-2019	ALERT CHARGE 30MAY 19SMS ALERT CHARGE		4.00- #		12,717,461.44

Stanbic IBTC Bank Moving Forward



BANK STATEMENT / TAX INVOICE

Account Type : **BIZ SMART** Account Number : **0022445202**
 Account Currency : **NGN**

Transaction date	Value Date	Transaction description	Fee	Debits	Credits	Balance
		BALANCE BROUGHT FORWARD				12,561,293.00
		0022445202/30 MAY 19/NGN/000 145				
		BALANCE AS AT 31-05-2019				12,561,293.00

These fees are inclusive of VAT at 5 %

Please verify all transactions reflected on this statement and notify any discrepancies to the Bank as soon as possible. The Bank will defend you if you prove the daily transactions that still needs to be processed.

Discrepancies of lobby's charges and debit orders are provisional and have not yet been paid.

Overdraft details:

Account Name	Overdraft Limit	Overdraft Interest
0022445202	2,400,000.00	

Summary of transactions

Debits	Credits
46,000,000.00	

Fee summary

Service Fee/COT	Duty	VAT	Cash Deposit Fee
		2.25	

Wewe

**WEWE LOCAL COUNCIL DEVELOPMENT AREA, HDI-ARABA, SAKI
BANK RECONCILIATION STATEMENT FOR THE MONTH OF
DECEMBER, 2018.**

BANK AND ACCOUNT NUMBER

1. First Bank Account No	-	2032307399	-	5,206.04
2. Zenith Bank Account No.	-	1015234754	-	795,555.51
3. Polaris Bank Account No	-	4040033692	-	<u>990,543.00</u>
				<u>1,791,304.55</u>

ADD

A. Debit in cash book not in Bank Statement	-	NIL
B. Debit in Bank statement not in cash book	-	Nil
C. Bank Charges	-	<u>Nil</u>
	-	1,920.00

N1, 920.00
1,793,224.55

LESS:

D. Credit in cash book not in Bank statement (Unpresented)	-	NIL
E. Credit in Bank Statement not in Cash Book	-	30,100.00
F. Credit Transfer	-	NIL
	-	<u>30,100.00</u>
		<u>1,763,124.55</u>

Cash Book Balance as at the End of December, 2018 is **N1,763,124.55**



Alh. Oyinlola Fatayi O.

Director of Finance and Supplies,
Wewe LCDA, Saki.

APPENDIX A

NIL

Appendix B

Nil

APPENDIX C

07/12/2018	-	Stamp duty charge	-	700.00
14/12/2018	-	Stamp duty charge	-	600.00
21/12/2018	-	Stamp duty charge	-	50.00
22/12/2018	-	SMS notification charge	-	156.00
28/12/2018	-	Stamp duty charges	-	250.00
28/12/2018	-	SMS Charges	-	<u>164.00</u>
				<u>1,920.00</u>
				<u>1,920.00</u>

APPENDIX D

NIL

APPENDIX E

25/06/2018	-	USSD Oyinlola Fatai O.	-	100.00
29/12/2018	-	CD Azeez Tajudeen	-	15,000.00
30/12/2018	-	CD PA	-	<u>15,000.00</u>
				<u>30,100.00</u>

Appendix F

NIL

ASABARI LOCAL COUNCIL DEVELOPMENT AREA, KINNIKINNI
BANK RECONCILIATION STATEMENT FOR THE MONTH OF DECEMBER,
2018

4. Polaris Bank LTD. Account NO. 4040033733(I.G.R. Account)	3,235,474.00CR
5. Zenith Bank Account No. 10152333489 (Statutory Allocation A/C)	17,147,923.11CR
6. Polaris Bank Ltd. Account No. 4040033726 (VAT Account)	<u>1.00CR</u>
	20,383,398.11CR

ADD: -

A. Debit in Cash Book not in Bank Statement	NIL
(Uncredited Payment/Cheque)	NIL
B. Debit in Bank Statements not in Cash Book	NIL
C. Bank Charges	<u>6,509.00</u>

20,389,907.11CR

LESS:

D. Credit in Cash Book not in Bank Statement	80,000.00
(Unpresented Cheques/Payments)	441.00
E. Credit in Bank Statements not in Cash Book	NIL
F. Credit Transfer	<u>80,441.00</u>
* Cash Book Balance	20,309,446.11CR

THE CASH BOOK BALANCE AS AT THE END OF 31ST DECEMBER, 2018 IS N20,309,466.11CR

Mr. Olagbento Sunday A.,
Director of Finance and Supplies,
Asabari LCDA,
Kinnikinni, Saki.

APPENDIX "A"

DEBIT IN CASH BOOK NOT IN BANK STATEMENTS
(UNCREDITED PAYMENT/CHEQUES)

NIL

APPENDIX "B"

DEBIT IN BANK STATEMENTS NOT IN CASH BOOK

NIL

APPENDIX "C"

BANK CHARGES

30/09/2018	Total Charges IGR A/C NO.4040033733	---	126.00
30/09/2018	Total Charges Zenith Account No. 1015233489	---	<u>222.00</u>
31/10/2018	Statement Request Charcege Polaris 733	-----	42.00
31/10/2018	SMS Charges Zenith Bank	-----	260.00
29/11/2018	Total charges Polaris A/c	33733	105.00
29/11/2018	Total charges Zenith Bank	33489	5,522.00
31/12/2018	Total charges Zenith A/C	33489	<u>232.00</u>
			<u>6,509.00</u>

APPENDIX "D"

CREDIT IN CASH BOOK NOT IN BANK STATEMENTS
(UNPRESENTED CHEQUES)

14/06/2018

Cheque No. 00037 the Secretary Oyo State

80,000.00

APPENDIX "E"

CREDIT IN BANK STATEMENTS NOT IN CASH BOOK

05/04/2018	Credit in Bank Statement A/C No. 4040033726	- 1.00
31/12/2018	Deposit by Oge Customary Court	- <u>440.00</u>
		<u>441.00</u>

APPENDIX "F"

CREDIT TRANSFER

NIL

ZENITH BANK PLC

ZENITH

NAME: SAKU ANJALINDISSA GWA STREET OKL DIO SAKU IBADAN0708504915

Page 1 of 1

ACCOUNT NO: 11000000000000000000

Account Name: OKL DIO SAKU

ACCOUNT TYPE: SAVINGS

Currency: NGN

ACCOUNT BALANCE

Opening Balance: 0.00

Total Credit: 58,713,976.64

Total Debit: 58,713,976.64

Opening Balance: 0.00

Interest: 0.00

DEBIT: 58,713,976.64

CREDIT: 58,713,976.64

NET BALANCE: 0.00

STATEMENT OF ACCOUNT

DATE:

PERIOD:

11 CREDITS

58,713,976.64

11 DEBITS

58,713,976.64

58,713,976.64

PLEASE BE INFORMED THAT ALL TRANSACTIONS ON CARDS USING ZENITH BANK CARD ARE WITH FREE HOWEVER A FLAT FEE OF N50 WILL BE APPLICABLE MONTHLY

ZENITHDIRECT - 24/7 CUSTOMER CONTACT CENTER


FOR ANY AND ALL CONTACT CENTER OF RES YOU ROUND THE CLOCK ACCESS TO YOUR ACCOUNT & ENRICH YOUR BANKING EXPERIENCE BY VISITING ANY OF OUR BRANCHES OR BY CALLING ZENITH DIRECT ON 0700 100 1000

FOR ANY AND ALL RELATED FRAUD IN YOUR ACCOUNT WE EMPLOYE YOU TO KEEP YOUR CHECKS BOOKS AND OTHER UNAUTHORIZED PERSONS

FOR ANY AND ALL THE STATEMENTS OF ACCOUNT, PLEASE CONTACT THE CUSTOMER CONTACT CENTER ON 0700 100 1000 OR VISIT OUR WEBSITE ON WWW.ZENITHBANK.COM

STATEMENT OF ACCOUNT FOR THE MONTH OF 01/2024

Hello Saki West Local Government Stabilization Account
 P.M.B 16, Saki West Local Govt, Saki.



Account Type: SAVINGS
 Currency: NGN
 Opening Balance: 13,507,423.07
 Total Debit: 77,431,978.26
 Total Credit: 79,226,388.21
 Closing Balance: 15,301,833.02

TRANS DATE	VALUE DATE	NARRATION	CHK. NO.	DEBIT	CREDIT	BALANCE
01-Jan-2018	01-Jan-2018	Opening Balance		0.00	0.00	13,507,423.07
01-Jan-2018	31-Dec-2017	SMS/SMS CHARGES DECEMBER, 2017		28.00		13,507,395.07
08-Jan-2018	31-Dec-2017	20XXX.:WTA.Fid:01-12-2017to 31-12-2017		5,985.18		13,501,409.89
08-Jan-2018	31-Dec-2017	20XXX.:Int. Pd:01-12-2017to 31-12-2017			59,851.84	13,561,261.73
11-Jan-2018	11-Jan-2018	TNF-SAKI WEST LOCAL GOVE/NIP CR			5,754,398.97	19,315,660.70
11-Jan-2018	11-Jan-2018	TNF-SAKI WEST LOCAL GOVE/NIP CR			2,464,295.88	21,779,956.28
29-Jan-2018	29-Jan-2018	SMS/SMS CHARGES JANUARY, 2018		12.00		21,779,944.28
01-Feb-2018	01-Feb-2018	182D INV_NTB_MTY(02-08-2018)_@_13.05% TBILL/PRY/29		18,698,575.34		3,081,368.94
01-Feb-2018	01-Feb-2018	182D INV_NTB_CHARGE_MTY(02-08-2018)_@_13.05% TBILL			11,780.71	3,069,588.23

NIGERIAN TREASURY BILLS INVESTMENT CERTIFICATE

Custodian: Global Investor Services (UBA Nominee)

Below details confirm your investment in the Nigerian Treasury Bills issued by the Central Bank of Nigeria under the following terms and conditions:

Account Number	2037355443	Deal Number	TBILL/PRY/290118/08552901186
Customer Name	SAKI WEST LOCAL GOVERNMENT STABILIZATION ACCOUNT	Discounted Value	₦18,698,575.34
Face Value	₦20,000,000.00	Interest Amount	₦1,301,424.66
Tenor	182	Maturity Date	02-08-2018
Interest Rate	13.05% per annum	VAT	₦81.33
Value Date	01-02-2018	Handling Fee	₦100.00
Commission	₦1,626.78		
Custodian Fee	₦9,972.60		

Please note that part/pre-liquidation or maturity of the investment invalidates this certificate.

This investment will not be rolled-over automatically at maturity. If you wish to roll-over, please ensure that your Relationship Manager/Branch get appropriate instruction to this effect at least one week before due date.

We thank you for the confidence reposed in United Bank for Africa PLC and we look forward to your continued patronage.

PROMISE CHUKSNWABUJISI



Team Lead, Treasury Operations

For UBA PLC

TAIWO SULE



Head, Treasury Operations.

20/09/2018

REF: UB/1WO ROAD /IBD/FTD/09/2018

Saki West Lga
Saki.
Ibadan.

Dear Sir/Ma,

CONFIRMATION OF INVESTMENT

We write to inform you that the sum of N65, 510,594.25(Sixty Five Million, Five Hundred and Ten Thousand, Five Hundred and Ninety Four naira, Twenty Five Kobo. has been invested under the following Terms and Conditions:


INVESTOR: Saki West LG
INSTRUMENT: Fixed deposit
PRINCIPAL AMOUNT: 65,510,594.25
RATE: 10%
TENOR: 90days
EFFECTIVE DATE: 20/09/2018
MATURITY DATE: 19/12/2018
VHT: 163,327.78
INTEREST PAYABLE: 1,469,950.04

At maturity the fund will be rolled over at the prevailing market rate if we do not get a counter instruction from you. Please, do provide disposal instruction at least seven (7) days before maturity date.

Furthermore, premature liquidation of this investment will attract a penal charge of 20% on the accrued interest as at date of termination.

We thank you for your patronage and look forward to a mutually beneficial relationship.

Yours faithfully,
FOR: UNITY BANK PLC


Adekunle Bimbolola(04307)
Fund Transfer Officer


Ogundepo Elizabeth(02499)
Branch Service Manager

Please confirm acceptance of the terms:

Name of customer

Signature

Date.....

Unity Bank PLC, 100, Broad Street, Lagos State, Nigeria. Tel: 01-271 2345. Fax: 01-271 2346. Email: info@unitybankplc.com

U-207

REF: UB/IWO ROAD/IB/FTD/02/2018

28th February, 2018

SANI WEST L/G AREA

Dear Sir,

DEAL CONFIRMATION SLIP

We write to inform you that the sum of **N92, 664,884.21** (Ninety Two Million, Six Hundred and Sixty Four Thousand, Eight Hundred and Eighty Four Naira, Twenty One Kobo) has been re-invested under the following terms and conditions:

NAME:	Saki West L/G Area
INSTRUMENT:	Fixed Term Deposit
PRINCIPAL AMOUNT:	N92, 664,884.21
TENOR:	90 days
INTEREST RATE:	10% per annum
EFFECTIVE DATE:	28 th February, 2018
MATURITY DATE:	29 th May, 2018
INTEREST AT MATURITY:	N2, 310,275.20
LESS WITHHOLDING TAX	
(10% OF ACCRUED INTEREST):	N231, 027.20
AMOUNT AT MATURITY:	N2, 079,247.68

Please note that whole or part termination of investment before maturity will attract a penalty rate of 20% and 10% Withholding Tax flat (WHT) on accrued interest.

At maturity the principal and accrued interest will be placed on call at a prevailing rate until we receive your instructions. To avoid this, kindly notify us on what to do, seven days to the maturity of this investment. You may also give your instruction upfront by indicating on the duplicate copy of this letter, which should be returned to us.

We thank you for your patronage and look forward to a mutually beneficial relationship

Yours faithfully,

FOR: UNITY BANK PLC


AUTHORIZED SIGNATORY
STAFF ID.....*01474*


AUTHORIZED SIGNATORY
STAFF ID*01473*.....

SAKI WEST LOCAL GOVERNMENT, SAKI

BANK RECONCILIATION STATEMENT FOR THE MONTH OF DECEMBER, 2018

1. Skye Bank Account No. 1750031248 (VAT Account)	1,705,300.00	
2. Skye Bank Account No. 1750042211 (VAT Account)	2,769,297.50	
3. Skye Bank Account No. 1750027085 (Main Account)	992,624.00	
4. Zenith Bank Account No. 1012383228(Main Account)	9,725,168.35	
5. Access Bank Account No. 0053415017 (State IGR)	53,384.42	
6. UBA Bank Account No. 1008157244 Excess Crude Oil)	15,890,400.00	
7. Heritage Bank Account No. 5900001709 Intervention Account	101,390.18	
8. Skye Bank Independent IGR Account II 4040016943	<u>32,345,501.50</u>	
		46,758,494.35

ADD:

A. Debit in Cash Book not in Bank Statements	44,600.00	
(Unrecorded Payment/Cheques)		
B. Debit in Bank Statement not in Cash Book	195,000.00	
C. Bank Charges	107,390.03	
		<u>346,990.03</u>
		47,105,184.58

LESS:

D. Credit in Cash Book not in Bank Statement	1,059,745.89	
(Unrecorded Cheques/Payments)		
E. Credit in Bank Statements not in Cash Book	115,970.00	
F. Credit Transfer	Nil	
G. Cash Book Balance		<u>115,574.89</u>
		45,929,469.69

THE CASH BOOK BALANCE AS AT THE END OF DECEMBER, 2018 IS ₦45,929,469.69



Alh. M. A. Owolabi,
 Director of Finance and Statistics,
 Saki West Local Government,
 Saki.

APPENDIX "A"
DEBIT IN CASH BOOK NOT IN BANK STATEMENTS
(UNCREDITED PAYMENT/CHEQUES)

20/09/2018	Atterogon - O.	4,500.00
14/09/2018	SMVG	<u>40,000.00</u>
		44,500.00

APPENDIX "B"

DEBIT IN BANK STATEMENTS NOT IN CASH BOOK

Account Title	Amount
Ammbeta Fenilade Kazem/UBA	195,000.00
	195,000.00

**APPENDIX "C"
BANK CHARGES**

21/11/2018	Change + VAT	-	52.50
25/11/2018	Inter Bank Charge + VAT	-	21,945.00
25/11/2018	Stamp Duty Charge	-	50.00
25/11/2018	SMS Notification Charge	-	172.00
26/11/2018	Charge + VAT	-	52.50
26/11/2018	SMS Charges	-	108.00
25/11/2018	Charges on NEFT TRF	-	100.00
28/11/2018	Cheque Book Charge	-	15,000.00
28/11/2018	VAT on Cheque Book Charge	-	750.00
27/11/2018	SMS Charge 25 OCT 18 -21 NOV 18	-	355.00
25/11/2018	Inter Bank Charges	-	17,580.61
23/12/2018	S. M. S. Charge 22 Nov. 18 to 26 Dec., 2018	-	568.00
19/12/2018	SVLG FEE/COMM	-	100.00
28/12/2018	S. M. S. Charge 22 Nov. 18 – 26 Dec., 2018	-	148.00
07/12/2018	Cheque Book Charges	-	13,125.00
20/12/2018	Inter Bank Charges + VAT	-	21,945.00
21/12/2018	Stamp Duty Charge	-	50.00
22/12/2018	S. M. S. Notification Charge December, 2018	-	236.00
27/12/2018	Charge + VAT	-	52.50
27/12/2018	Inter Bank Charges	-	14,999.42
			107,390.03

APPENDIX "D"

**CREDIT IN CASH BOOK NOT IN BANK STATEMENTS
(UNPRESENTED CHEQUES)**

25/09/2018	Bamidele F. L Cheque No. 1279	31,000.00
25/09/2018	Bamidele F. L Cheque No. 1279	2,000.00
25/09/2018	Supremes Council for Islamic Affair Cng No.1274	250,000.00
19/05/2018	Ng. Union of Pensioners Cheque No. 3917	73,845.32
19/05/2018	SWIGF Pension Union Saki Cheque No.4048	7,911.80
12/12/2018	District Tax Officer Saki Cheque No. 4046	574,578.30
12/12/2018	Ng. Union of Pensioner Oyo State Cheque No.4047	29,452.41
		1,054,745.89

APPENDIX "E"

CREDIT IN BANK STATEMENTS NOT IN CASH BOOK

06/01/2018	Cdp by Diawore	-	6,000.00
06/05/2018	Cdp by Diawore	-	2,480.00
06/05/2018	Cdp by Diawore	-	2,680.00
06/06/2018	Cdp by Diawore	-	3,513.00
06/11/2018	Adeliran C. A.	-	101,600.00
			115,970.00

APPENDIX "F"
CREDIT TRANSFER

NIL.