


OYO STATE GOVERNMENT: COVID-19 BUDGET EXECUTION REPORT (REVENUE) FOR THE MONTH OF JUNE 2021

In Naira, unless stated otherwise		REQUIRED	REQUIRED	REQUIRED	REQUIRED	REQUIRED	REQUIRED
Expenditure Item	Note	Original approved Budget	2021 amended budget (COVID-reponsive)	Monthly COVID-responsive budget 2021 (Starting from JANUARY.2021)	Actual COVID-responsive for JUNE 2021	VARIANCE for JUNE 2021	%Variance
1. Opening Balance		0.00	0.00	0.00	0.00	0.00	0.00%
2. State Gov't COVID Fund	1	28,700,000,000.00	0.00	11,101,135,590.09	11,101,135,590.09	0.00	100.00%
Transfer from Fed. Gov't	2	0.00	0.00	0.00	0.00	0.00	0.00%
Support from Dev't Partners	3	0.00	0.00	0.00	0.00	0.00	0.00%
Borrowed Fund	4	0.00	0.00	0.00	0.00	0.00	0.00%
Donations	5	0.00	0.00	0.00	0.00	0.00	0.00%
Total		28,700,000,000.00	0.00	11,101,135,590.09	11,101,135,590.09	0.00	100.00%

K.G BELLO

ACCOUNTANT GENERAL FOR OYO STATE

31TH JUNE 2021



OYO STATE GOVERNMENT: COVID-19 BUDGET EXECUTION REPORT (EXPENDITURE) FOR THE MONTH OF JUNE 2021

3 Expenditures		REQUIRED	REQUIRED	REQUIRED	REQUIRED	REQUIRED		REQUIRED
Recurrent:	Note	2020 original budget	2021 amended budget (COVID - responsive)	COVID 19 VOTE	responsive budget 2021 (FOR THE MONTH OF JUNE 2021)	Actual for JUNE.2021	Variance	%Variance
Salaries and Wages	6	5,000,000,000.00	0.00	5,000,000,000.00	1,110,351,383.37	1,110,351,383.37	0.00	22.21%
Overhead costs	7	3,700,000,000.00	0.00	3,700,000,000.00	178,503,187.50	178,503,187.50	0.00	4.82%
Other Expenditures	8	0.00	0.00	0.00	0.00	0.00	0.00	0.00%
Total Recurrent		8,700,000,000.00	0.00	8,700,000,000.00	1,288,854,570.87	1,288,854,570.87	0.00	14.81%
Capital	9	20,000,000,000.00	0.00	20,000,000,000.00	9,812,281,019.22	9,812,281,019.22	0.00	49.06%
Grand Total		28,700,000,000.00	0.00	28,700,000,000.00	11,101,135,590.09	11,101,135,590.09	0.00	38.68%


 K.G BELLO

ACCOUNTANT GENERAL FOR OYO STATE

31TH JUNE 2021

NOTE TO THE ACCOUNT

State Gov't COVID Fund

State Covid 19 Fund consist of Amount release towards Covid 19 by State Government on monthly basis.

The sum of N11,101,135,590.09 was released by the State Government
for covid 19 as at the end of June 2021

N1,110,351,309.70 has been expended by the State Government for the management of Covid 19 pandemic for the month of June 2021 for Pe

Other Expenditures

There was no budgeted or reviewed budget by the state Government as regard Covid 19 for other expenditure

OVERHEAD

A sum of N178,50,187.50 was expended by the State Government so far on Covid 19 for OVERHEAD for the month of June 2021



MONTHLY COVID-19 BUDGET IMPLEMENTATION REPORT BY ADMINISTRATIVE SEGMENT-..... 2021

PERIOD JUNE

Code	Name	INITIAL BUDGET	AMENDMENT	FINAL BUDGET AMOUNT	Jun-21	YR PMTS TO DATE	BUDGET BALANCE	%
		A	B	C =A+B			G=(E-G)	=E/C*100
05	ADMINISTRATIVE	6,200,000,000.00	0.00	6,200,000,000.00	3,325,182,601.50	3,326,169,111.05	2,874,817,398.50	0.00
	ECONOMIC	16,137,000,000.00	0.00	16,137,000,000.00	201,540,000.00	201,890,000.00	15,935,460,000.00	0.00
	SOCIAL	6,363,000,000.00	0.00	6,363,000,000.00	7,574,412,988.59	8,206,246,585.59	-1,211,412,988.59	0.00
TOTAL	TOTAL	28,700,000,000.00	0.00	28,700,000,000.00	11,101,135,590.09	11,734,305,696.64	17,598,864,409.91	38.68

MONTHLY COVID-19 BUDGET IMPLEMENTATION REPORT BY ADMINISTRATIVE SEGMENT-..... 2021

COVID 19 EXPENDITURE BY SECTOR

SOCIAL SECTOR:								
052100100100	MINISTRY OF EDUCATION	700,000,000.00	0.00	700,000,000.00	373,776,600.00	374,149,600.00	326,223,400.00	53.40
	MINISTRY OF HEALTH	663,000,000.00	0.00	663,000,000.00	133,181,909.70	735,697,016.70	529,818,090.30	20.09
	OYO STATE PRIMARY HEALTH BOARD	0.00	0.00	0.00	0.00	28,945,490.00	0.00	
	TESCOM	2,500,000,000.00	0.00	2,500,000,000.00	991,714,229.89	991,714,229.89	1,508,285,770.11	0.00
	OYO STATE HOSPITALS MANAGEMENT BOARD	2,500,000,000.00	0.00		69,147,153.48	69,147,153.48	-69,147,153.48	
		6,363,000,000.00	0.00	6,363,000,000.00	1,567,819,893.07	2,199,653,490.07	4,795,180,106.93	
ECONOMIC								
	MINISTRY OF FINANCE	1,144,245,000.00	0.00	1,144,245,000.00	1,540,000.00	1,890,000.00	1,142,705,000.00	0.13
	MINISTRY OF WORKS AND TRANSPORT	12,237,000,000.00	0.00	12,237,000,000.00	6,006,593,095.52	6,006,593,095.52	6,230,406,904.48	49.09
	OYSADA	2,000,000,000.00	0.00	2,000,000,000.00	0.00	0.00	2,000,000,000.00	0.00
	OYSIPA	555,755,000.00	0.00	555,755,000.00	100,000,000.00	100,000,000.00	455,755,000.00	17.99
	WATER CORPORATION	200,000,000.00	0.00	200,000,000.00	100,000,000.00	100,000,000.00	100,000,000.00	50.00
		16,137,000,000.00	0.00	16,137,000,000.00	6,208,133,095.52	6,208,483,095.52	9,928,866,904.48	38.47

	ADMINISTRATIVE							
	OFFICE OF THE EXECUTIVE GOVERNOR	6,200,000,000.00	0.00	6,200,000,000.00	3,325,182,601.50	3,325,582,601.50	2,874,817,398.50	53.63
	SPECIAL DUTIES	0.00	0.00	0.00	0.00	586,509.55	0.00	0.00
		6,200,000,000.00	0.00	6,200,000,000.00	3,325,182,601.50	3,326,169,111.05	2,874,817,398.50	53.63
		28,700,000,000.00	0.00	28,700,000,000.00	11,101,135,590.09	11,734,305,696.64	17,598,864,409.91	38.68




K.G BELLO

ACCOUNTANT GENERAL FOR OYO STATE
31TH JUNE 2021



MONTHLY COVID-19 BUDGET IMPLEMENTATION REPORT BY FUNCTION SEGMENT-..... 2021

PERIOD JUNE

Code	Name	INITIAL BUDGET A	AMENDMENT B	FINAL BUDGET AMOUNT C = A+B	Jun-21 D	YR PMTS TO DATE F	BUDGET BALANCE G=(C-E)	% =E/C*100
05	ADMINISTRATIVE	6,200,000,000.00	0.00	6,200,000,000.00	3,325,182,601.50	3,326,169,111.05	2,874,817,398.50	0.00
05	ECONOMIC	16,137,000,000.00	0.00	16,137,000,000.00	201,540,000.00	201,890,000.00	15,935,460,000.00	1.25
05	SOCIAL	6,363,000,000.00	0.00	6,363,000,000.00	7,574,412,988.59	8,206,246,585.59	-1,211,412,988.59	0.00
TOTAL		28,700,000,000.00	0.00	28,700,000,000.00	11,101,135,590.09	11,734,305,696.64	17,598,864,409.91	38.68

MONTHLY COVID-19 BUDGET IMPLEMENTATION BY FUNCTION OF GOVERNMENT-..... 2021


PERIODJUNE 2021

70451	ECONOMIC AFFAIRS	6,317,755,000.00	0.00	6,317,755,000.00	6,480,369,695.52	6,480,369,695.52	-162,614,695.52	0.00
1-GPS	GENERAL PUBLIC SERVICE	8,907,245,000.00	0.00	8,907,245,000.00	3,324,946,201.50	3,324,946,201.50	5,582,298,798.50	37.33
70111	GENERAL PUBLIC SERVICE	0.00	0.00	0.00	0.00	197,470.00	0.00	0.00
70740	GENERAL PUBLIC SERVICE	0.00	0.00	0.00	100,000,000.00	100,000,000.00	-100,000,000.00	0.00
1-GPS	HEALTH	0.00	0.00	0.00	0.00	9,611,590.00	0.00	0.00
70111	HEALTH	0.00	0.00	0.00	0.00	739,039.55	0.00	0.00
70740	HEALTH	5,000,000,000.00	0.00	5,000,000,000.00	1,195,819,693.07	1,818,068,700.07	3,804,180,306.93	23.92
70961	HEALTH	0.00	0.00	0.00	0.00	373,000.00	0.00	0.00
7-H	HEALTH	8,475,000,000.00	0.00	8,475,000,000.00	0.00	0.00	8,475,000,000.00	0.00
		28,700,000,000.00	0.00	28,700,000,000.00	11,101,135,590.09	11,734,305,696.64	17,598,864,409.91	61.24

K.G BELLO

ACCOUNTANT GENERAL FOR OYO STATE

31TH JUNE 2021



MONTHLY COVID-19 BUDGET IMPLEMENTATION REPORT BY ADMINISTRATIVE SEGMENT-..... 2021


PERIOD JUNE

Code	EXPENDITURE TYPE	INITIAL BUDGET	AMENDMENT	FINAL BUDGET AMOUNT	JUNE 2021	YR PMTS TO DATE	BUDGET BALANCE	%
		A	B	C =A+B	D		G=(C-E)	=E/C*100
05	PERSONNEL	5,000,000,000.00	0.00	5,000,000,000.00	1,110,351,383.37	1,384,864,383.37	3,889,648,616.63	22.21
	OVERHEAD	3,700,000,000.00	0.00	3,700,000,000.00	178,503,187.50	344,509,900.00	3,521,496,812.50	4.82
	CAPITAL	20,000,000,000.00	0.00	20,000,000,000.00	9,812,281,019.22	10,004,931,413.27	10,187,718,980.78	49.06
		28,700,000,000.00	0.00	28,700,000,000.00	11,101,135,590.09	11,734,305,696.64	17,598,864,409.91	38.68

K.G BELLO

ACCOUNTANT GENERAL FOR OYO STATE

31TH JUNE 2021



MONTHLY COVID-19 BUDGET IMPLEMENTATION REPORT BY ECONOMIC SEGMENT-..... 2021

PERIOD Jun-21

Code	Name	INITIAL BUDGET A	AMENDMENT B	FINAL BUDGET AM C =A+B	Jun-21	YR PMTS TO DATE	BUDGET BALANCE G=(C-E)	% =E/C*100
21010101	SALARY	5,000,000,000.00	0.00	5,000,000,000.00	1,110,351,383.37	1,384,864,383.37	3,889,648,616.63	22.21
22020102	LOCAL TRAVEL & TRANSPORT: OTHERS	61,732,894.74	0.00	61,732,894.74	1,776,400.00	2,699,400.00	59,956,494.74	0.00
22020307	DRUGS/LABORATORY/MEDICAL SUPPLIES	0.00	0.00	0.00	0.00	72,543,672.95	0.00	0.00
22020401	MAINTENANCE OF MOTOR VEHICLE / TRANSPORT EQUIPMENT	0.00	0.00	0.00	0.00	189,039.55	0.00	0.00
22020708	MEDICAL CONSULTING	0.00	0.00	0.00	43,840,750.00	63,340,750.00	-43,840,750.00	0.00
22021004	MEDICAL EXPENSES-LOCAL	0.00	0.00	0.00	0.00	200,000.00	0.00	0.00
22021007	WELFARE PACKAGES	0.00	0.00	0.00	0.00	199,000.00	0.00	0.00
22021029	OTHER EXPENSES	431,150,000.00	0.00	431,150,000.00	132,886,037.50	165,187,037.50	298,263,962.50	0.00
23010105	PURCHASE OF MOTOR VEHICLES	0.00	0.00	0.00	1,123,293,501.57	1,123,490,971.57	-1,123,293,501.57	0.00
23010108	PURCHASE OF BUSES	0.00	0.00	0.00	1,919,756,250.00	1,919,756,250.00	-1,919,756,250.00	0.00
23010113	PURCHASE OF COMPUTERS	200,000,000.00	0.00	200,000,000.00	149,010,412.43	149,010,412.43	50,989,587.57	74.51
23010122	PURCHASE OF HEALTH / MEDICAL EQUIPMENT	0.00	0.00	0.00	0.00	47,845,152.05	0.00	0.00
23020114	CONSTRUCTION / PROVISION OF ROADS	6,475,000,000.00	0.00	6,475,000,000.00	4,250,531,289.39	4,250,531,289.39	2,224,468,710.61	65.65
23020116	CONSTRUCTION / PROVISION OF WATER-WAYS	0.00	0.00	0.00	100,000,000.00	100,000,000.00	-100,000,000.00	0.00
23020118	CONSTRUCTION / PROVISION OF INFRASTRUCTURE	0.00	0.00	0.00	373,776,600.00	373,776,600.00	-373,776,600.00	0.00
23020124	CONSTRUCTION OF MARKETS/PARKS	5,762,000,000.00	0.00	5,762,000,000.00	1,756,061,806.13	1,756,061,806.13	4,005,938,193.87	30.48
23050109	SPECIAL PROJECTS AND ASSIGNMENTS	10,214,362,105.26	0.00	10,214,362,105.26	39,851,159.70	207,664,441.70	10,174,510,945.56	0.39
23050112	COUNTERPART FUNDING	0.00	0.00	0.00	100,000,000.00	116,745,850.00	-100,000,000.00	0.00
23050116	MICRO CREDIT SCHEME OR (Cooperative Wealth Creation Loan Scheme)	555,755,000.00	0.00	555,755,000.00	0.00	0.00	555,755,000.00	0.00
32010508	TELEVISION SETS	0.00	0.00	0.00	0.00	199,640.00	0.00	0.00
		28,700,000,000.00	0.00	28,700,000,000.00	11,101,135,590.09	11,734,305,696.64	17,598,864,409.91	38.68


K.G BELLO

ACCOUNTANT GENERAL FOR OYO STATE

30TH JUNE 2021