


AFIJO LOCAL GOVERNMENT, JOBELE



GENERAL PURPOSE FINANCIAL STATEMENTS

2019

CONTENTS

Responsibility Statement.....

Statement of Financial Position.....

Statement of Financial Performance.....

Statement of Cash Flow.....

Notes to the Accounts.....

Supplementary Notes to the Accounts.....

Schedule of Outstanding Advances.....


Schedule of Deposits.....

AFIJIO LOCAL GOVERNMENT, JOBELE.

RESPONSIBILITY STATEMENT

These financial statements and accounts have been prepared by the Director of Finance and Supplies, under the Modified Cash Basis system as directed by the Federal Executive Council. The financial statements comply with the adopted International Financial Reporting Standards (IFRS) and International Public Sector Accounting Standards (IPSAS).

The Director of Finance and Supplies is responsible for establishing and maintaining a system of internal controls designed to provide reasonable assurance that the transactions recorded were within statutory authority, were properly recorded. To the best of our knowledge, the system of internal control has operated throughout the reporting period.



.....
Director of Finance & Supplies


.....

We accept responsibility for the integrity of these financial statements, the information they contain and their compliance with Finance (Control and Management) Act as amended and generally accepted accounting practice.

In our opinion, these statements fairly reflect the financial position of this Local Government as at 31st December, 2019 and its operation for the year ended on that date.



.....
Director, Finance & Supplies



.....
Head, Local Government
Administration



.....
Chairman

STATEMENT NO.3					
AFIJO LOCAL GOVERNMENT, JOBELE.					
CONSOLIDATED CASH FLOW STATEMENT FOR THE YEAR ENDED 31ST DECEMBER, 2019					
	NOTES	CONSOLIDATED 2019 (N)	MAIN L.G 2019 (N)	AFIJO WEST LCDA 2019 (N)	CONSOLIDATED 2018 (N)
Operating Activities					
of FAAC (Statutory Revenue)		455,787,556.15	376,012,029.02	79,775,527.13	394,747,494.82
of Special Allocation		11,155,375.65	11,155,375.65	-	-
of VAT		145,251,248.91	145,251,248.91	-	354,334,493.65
of 10% IGR		13,670,803.50	13,670,803.50	-	32,809,928.40
of Excess Crude Oil		125,000,000.00	125,000,000.00	-	150,000,000.00
		38,180.00	29,980.00	8,200.00	46,800.00
Revenue		14,122,252.90	12,389,162.90	1,733,090.00	19,564,867.53
		-	-	-	-
		2,922,822.57	1,637,810.83	1,285,011.74	-
		-	-	-	-
		-	-	-	-
		-	-	-	-
Government Entities		-	-	-	-
Operating Activities		767,948,239.68	685,146,410.81	82,801,828.87	951,503,584.40
		(321,318,866.50)	(321,318,866.50)	-	(340,853,879.53)
		(52,273,363.74)	(52,273,363.74)	-	(47,754,174.63)
		(152,146,290.87)	(116,350,067.83)	(35,796,223.04)	(178,409,831.22)
Investments		-	-	-	-
Government Entities		-	-	-	-
		-	-	-	-
Operating Activities		(525,738,521.11)	(489,942,298.07)	(35,796,223.04)	(567,017,885.38)
(flow from Operating activities)	1	298,631,237.50	250,418,792.92	48,212,444.58	398,957,156.38
Investing Activities					

STATEMENT NO. 3					
AFIJO LOCAL GOVERNMENT, JOBELE.					
CONSOLIDATED CASH FLOW STATEMENT FOR THE YEAR ENDED 31ST DECEMBER, 2019					
		CONSOLIDATED	MAIN L.G	AFIJO WEST LCDA	CONSOLIDATED
Proceeds from Sale of PPE			-		-
Proceeds from Sale of Investment Property		-	-		-
Proceeds from Sale of Intangible Assets		-	-		-
Proceeds from Sales of Investment		-	-		-
Dividend Received		-	-		-
Purchase/Construction of PPE		(241,869,388.45)	(199,785,159.70)	(42,084,228.75)	(431,390,430.61)
Purchase/Construction of Investment Property		-	-		-
Purchase of Intangible Assets		-	-		-
Acquisition of Investments		-	-		-
Net cash flow from Investing Activities		(241,869,388.45)	(199,785,159.70)	(42,084,228.75)	(431,390,430.61)
Cash Flow From Financing Activities					
Capital Grant Received		-	-		-
Proceeds from Borrowing		-	-		-
Repayment of Borrowings		-	-		-
Distribution of Surplus/Dividend paid		-	-		-
Net cash flow from Financing Activities		-	-		-
Net cash flow from All Activities		56,761,849.05	50,633,633.22	6,128,215.83	(32,433,274.23)
Cash & Its equivalent at 1/1/2019		116,166,561.15	79,703,354.13	36,463,207.02	148,598,735.38
Cash & Its equivalent at 31/12/2019	2	172,928,410.20	130,336,987.35	42,591,422.85	116,165,461.15
NOTE:1					
RECONCILIATION					
Surplus/(Deficit) per Statement of performance		340,330.12	(4,581,046.96)	4,921,377.08	(46,904,731.59)
Add Back Non-Cash Movement Items:		-	-		-
Capital Expenditure Written off		241,869,388.45	199,785,159.70	42,084,228.75	431,390,430.61

STATEMENT NO. 4

AFIJO LOCAL GOVERNMENT, JOBELE.

CONSOLIDATED STATEMENT OF FINANCIAL POSITION AS AT 1st DECEMBER, 2019

		CONSOLIDATED	MAIN L.G	AFIJO WEST LCDA	CONSOLIDATED
	NOTES	2019 (N)	2019 (N)	2019 (N)	2018 (N)
ASSETS:					
Current Assets					
Cash and Cash Equivalents	26	87,631,336.72	84,268,189.82	3,363,146.90	56,886,376.61
Receivables	27	34,978,738.07	34,978,738.07	-	35,294,660.34
Prepayments	28	-	-	-	-
Inventories	29	-	-	-	-
Total Current Assets A		122,610,074.79	119,246,927.89	3,363,146.90	92,181,036.95
Non- Current Assets					
Long term Loans	30	-	-	-	-
Investment	31	-	-	-	-
Property Plant & Equipment	32	-	-	-	-
Investment Property	33	-	-	-	-
Intangible Assets	34	-	-	-	-
Stabilization Fund	34a	85,297,093.48	46,068,817.53	39,228,275.95	59,279,084.54
Total Non-Current Assets B		85,297,093.48	46,068,817.53	39,228,275.95	59,279,084.54
Total Assets C=A+B		207,907,168.27	165,315,745.42	42,591,422.85	151,460,121.49
LIABILITIES:					
Current Liabilities					
Deposits	35	20,100,305.21	15,982,093.96	4,118,211.25	16,495,295.01
Short Term loans & Debts	36	-	-	-	-
Unremitted Deductions	37	-	-	-	-
Payables	38	-	-	-	-
Short Term Provisions	39	-	-	-	-
Currents Portion of Borrowings	40	-	-	-	-
Tota Current Liabilities D		20,100,305.21	15,982,093.96	4,118,211.25	16,495,295.01

STATEMENT NO. 4					
AFIJO LOCAL GOVERNMENT, JOBELE.					
CONSOLIDATED STATEMENT OF FINANCIAL POSITION AS AT 31ST DECEMBER, 2019					
	NOTES	CONSOLIDATED 2019 (N)	MAIN L.G 2019 (N)	AFIJO WEST LCDA 2019 (N)	CONSOLIDATED 2018 (N)
ASSETS:					
Tota Non-current Liabilities					
Public Funds	41	-			-
Long Term provisions	42	-			-
Long Term Borrowings	43	-			-
Tota Non-current Liabilities E					
Total Liabilities F=D+E		20,100,305.21	15,982,093.96	4,118,211.25	16,495,295.01
Net Assets G=C-F		187,806,863.06	149,333,651.46	38,473,211.60	134,964,826.48
NET ASSETS/EQUITY					
Capital Grants	44	-			-
Reserves	45	-			-
Accumulated Surplus (Deficits)	46	187,806,863.06	149,333,651.46	38,473,211.60	134,964,826.48
Minority Interest	47	-			-
Total Net Assets/Equity: H=G		187,806,863.06	149,333,651.46	38,473,211.60	134,964,826.48

STATEMENT NO. 5							
AFIJO LOCAL GOVERNMENT JOBEL							
CONSOLIDATED STATEMENT OF FINANCIAL PERFORMANCE FOR THE YEAR ENDED DECEMBER, 2019							
PREVIOUS YEAR ACTUAL	DESCRIPTIONS	NOTES	CONSOLIDATED ACTUAL	MAIN LG ACTUAL	AFIJO WEST LCDA ACTUAL	APPROVED BUDGET	VARIANCE OF FINAL BUDGET
2018			2019	2019	2019	2019	
(Nm)			(Nm)	(Nm)	(Nm)		
	REVENUE						
394,747,494.82	Govt. Share of FAAC	1	455,787,556.15	376,012,029.02	79,775,527.13	470,000,000.00	14,212,443.85
-	- Govt. Share of Special FAAC	1B	11,155,375.65	11,155,375.65	-	100,000,000.00	88,844,624.35
354,334,493.65	Govt. Share of VAT	2	145,251,248.91	145,251,248.91	-	440,000,000.00	294,748,751.09
32,809,928.40	Share of 10% of IGR	3	13,670,803.50	13,670,803.50	-	45,000,000.00	31,329,196.50
150,000,000.00	Govt. Share of Excess Crude Oil	4	125,000,000.00	125,000,000.00	-	400,000,000.00	275,000,000.00
46,800.00	Tax Revenue	5	38,180.00	29,980.00	8,200.00	130,000.00	91,820.00
19,564,867.53	Non Tax Revenue	6	17,045,075.47	14,026,973.73	3,018,101.74	57,570,000.00	40,524,924.53
-	- Investment Income	7	-	-	-	300,000.00	300,000.00
-	- Interest Earned	8	-	-	-	2,000,000.00	2,000,000.00
-	- Aid & Grants	9	-	-	-	-	-
-	- Debt Forgiveness	10	-	-	-	-	-
-	- Other Revenue	11	-	-	-	-	-
-	- Transfer from other Government Entities	12	-	-	-	-	-
951,503,584.40	TOTAL REVENUE (a)		767,948,239.68	685,146,410.81	82,801,828.87	1,515,000,000.00	747,051,760.32
	EXPENDITURE						
340,853,879.53	Salaries & Wages	13	321,318,866.50	321,318,866.50	-	406,200,000.00	84,881,133.50
47,754,174.63	Social Benefits	14	52,273,363.74	52,273,363.74	-	60,000,000.00	4,519,189.11
178,409,831.22	Overhead Cost	15	152,146,290.87	116,350,067.83	35,796,223.04	278,050,000.00	125,903,709.13
431,390,430.61	Capital Expenditure written off	16	241,869,388.45	199,785,159.70	42,084,228.75	606,855,000.00	(231,605,270.91)
-	- Grants and Contribution	17	-	-	-	-	-
-	- Subsidies	18	-	-	-	-	-
-	- Depreciation Charges	19	-	-	-	-	-
-	- Impairment Charges	20	-	-	-	-	-
-	- Amortization Charges	21	-	-	-	-	-
-	- Bad debt Charges	22	-	-	-	-	-
-	- Public debt Charges	23	-	-	-	-	-
-	- Transfer to other Government Entities	24	-	-	-	-	-

STATEMENT NO. 5
AFIJO LOCAL GOVERNMENT JOBELE

CONSOLIDATED STATEMENT OF FINANCIAL PERFORMANCE FOR THE YEAR ENDED DECEMBER, 2019

PREVIOUS YEAR ACTUAL	DESCRIPTIONS	NOTES	CONSOLIDATED	MAIN LG	AFIJO WEST	APPROVED	VARIANCE OF
			ACTUAL	ACTUAL	LCDA ACTUAL	BUDGET	FINAL BUDGET
2018			2019	2019	2019	2019	
(Nm)			(Nm)	(Nm)	(Nm)		
998,408,315.99	TOTAL EXPENDITURE (b)		767,607,909.56	689,727,457.77	77,880,451.79	1,351,105,000.00	583,497,090.44
(46,904,731.59)	Surplus/(Deficit) from operating Activities for the period e=(a-b)		340,330.12	(4,581,046.96)	4,921,377.08	163,895,000.00	163,554,669.88
	Gain/Loss on Disposal of Assets	22	-	-	-	-	-
	Gain/Loss on Foreign Transaction	23	-	-	-	-	-
	Share of surplus/(deficit) in associate & joint ventures	24	-	-	-	-	-
	Total Non-operating Revenue / (Expenses) (d)		-	-	-	-	-
(46,904,731.59)	Surplus/(Deficit) from ordinary Activities for the period e=(c+d)		340,330.12	(4,581,046.96)	4,921,377.08	163,895,000.00	163,554,669.88
	Minority interest share of surplus/(deficit) (f)	25	-	-	-	-	-
(46,904,731.59)	Net surplus/(Deficit) for the period g=(e-f)		340,330.12	(4,581,046.96)	4,921,377.08	163,895,000.00	163,554,669.88

AFIJO LOCAL GOVERNMENT JOBELE

NOTES TO THE YEAR 2019 FINANCIAL STATEMENTS

Statement of Accounting Policies applied: The Historical cost concept and Ipsas cash basis were adopted as the underlining policies in the preparation of these financial statements.

STATEMENT OF REVENUE AS AT 31ST DECEMBER, 2019.

Adm & Eco Code	Description	Notes to the Account (Cash Flows)	MAIN LG	L.C.D.A	Actual	CONSOLIDATED
			Actual 2019		2019	Actual 2019
	Independent Revenue					
120101	Taxes Revenue		29,980.00		8,200.00	38,180.00
	Non Tax Revenue		-		-	-
120201	Licence-General		247,550.00		178,920.00	426,470.00
120204	Fees-General		3,504,680.00		856,770.00	4,361,450.00
120205	Fines-General		15,000.00		11,000.00	26,000.00
120206	Sales-General		5,554,432.90		252,000.00	5,806,432.90
120207	Earnings-General		1,120,500.00		434,400.00	1,554,900.00
120208	Rent on Government Buildings-General		66,000.00		-	66,000.00
120209	Rent on Land & Others-General		1,881,000.00		-	1,881,000.00
	SUB-TOTAL NON TAX		12,389,162.90		1,733,090.00	14,122,252.90
120211	Investment Income		-		-	-
120212	Interest Earned		1,637,810.83		1,285,011.74	2,922,822.57
	Aids & Grant		-		-	-
	Debt Forgiveness		-		-	-
	Other Revenues		-		-	-
	Transfer		-		-	-
	INDEPENDENT TOTAL		14,026,973.73		3,018,101.74	17,045,075.47
	LESS DIVIDEND RECEIVED		-		-	-
	NET INDEPENDENT REVENUE		14,026,973.73		3,018,101.74	17,045,075.47
11010105	10% IGR FROM STATE					
	JANUARY 10% Allocation From State A/C		2,734,160.70			
	FEBRUARY 10% Allocation From State A/C		2,734,160.70			
	MARCH 10% Allocation From State A/C		2,734,160.70			
	APRIL 10% Allocation From State A/C		2,734,160.70			
	MAY 10% Allocation From State A/C		2,734,160.70			
	JUNE 10% Allocation From State A/C		-			
	JULY 10% Allocation From State A/C		-			

		SUB-TOTAL		41,155,375.65					
		TOTAL		591,942,931.80					
	ADM CODE	Description	Notes to the Account	Actual 2019					
		Salary and Wages							
	011100100100	OFFICE OF THE L.G. CHAIRMAN		13,229,317.58					
	011101300100	SECRETARY TO THE L.G.							
	011118300101	INTERNAL AUDIT							
	011200100100	THE COUNCIL		12,063,205.90					
	012500100100	HEAD OF LOCAL GOVT. ADMINISTRATION		2,761,691.43					
	012500100100	DEPARTMENT GENERAL ADMINISTRATION		53,146,844.25					
	021500100100	DEPT. AGRICULTURE AND NATURAL RESOURCES		12,864,010.16					
	022000100100	DEPARTMENT OF FINANCE AND SUPPLIES		30,970,920.33					
	022000300100	DEPT. OF BUDGET, PLANNING, RESEARCH AND STATISTICS		2,156,959.92					
	023400100100	DEPARTMENT OF WORKS AND HOUSING		39,566,931.67					
	055100300100	DEPT. OF COMMUNITY DEVELOP. AND CULTURE		47,880,227.22					
	052100100100	DEPT. OF PRIMARY HEALTH CARE		83,021,719.92					
	055500100100	DEPT. OF ENVIRONMENTAL SANITATION		22,657,038.13					
		TOTAL SALARY AND WAGES		321,318,866.50					
	ADM CODE	Description	Notes to the Account	Actual 2019					
		Overheads	10.00						
	011100100100	OFFICE OF THE L.G. CHAIRMAN		12,078,200.00					
	011101300100	SECRETARY TO THE L.G.		875,000.00					
	011118300101	INTERNAL AUDIT		52,000.00					
	011200100100	THE COUNCIL		1,407,500.00					

012500300100	HEAD OF LOCAL GOVT ADMINISTRATION		376,000.00					
012500100100	DEPARTMENT GENERAL ADMINISTRATION		30,463,816.58					
021500100000	DEPT. AGRICULTURE AND NATURAL RESOURCES		3,068,700.00					
022000100100	DEPARTMENT OF FINANCE AND SUPPLIES		82,365,116.92					
022000300100	DEPT. OF BUDGET PLANNING, RESEARCH AND STATISTICS		3,920,150.00					
023400100100	DEPARTMENT OF WORKS AND HOUSING		6,649,307.37					
055100300100	DEPT. OF COMMUNITY DEVEPT. AND CULTURE		11,197,500.00					
052100100100	DEPT. OF PRIMARY HEALTH CARE		6,100,000.00					
053500100100	DEPT. OF ENVIRONMENTAL SANITATION		4,793,000.00					
	SUB-TOTAL		152,146,290.87					
	SOCIAL BENEFITS							
2102030101	Gratuity							
2102030102	Pension		52,273,363.74					
2102030103	Death Benefit							
	TOTAL SOCIAL BENEFITS		52,273,363.74					
	ADVANCE ACCOUNT	10a						
	OPENING BALANCE 1/1/2019		34,964,660.34					
	CLOSING BALANCE 31/12/2019		34,978,738.07					
	DECREASE/INCREASE IN ADVANCE		(14,077.73)					
	DEPOSIT ACCOUNT	10b						
	OPENING BALANCE 1/1/2019		16,495,295.01					
	CLOSING BALANCE 31/12/2019		20,100,285.21					
	DECREASE/INCREASE IN DEPOSIT		3,424,073.11					
	NET PAYABLES		55,214,680.18					
	HEAD PURCHASE / CONSTRUCTION OF PPE	11.00						
70132	GENERAL PERSONNEL SERVICES		21,881,525.00					
70330	JUDICIARY							
7042	AGRICULTURE, FORESTRY AND FISHING		12,469,870.00					

7012	FINANCIAL AND FISCAL AFFAIRS						
7044	MINING, MANUFACTURING AND CONSTRUCTION			176,798,843.45			
70460	COMMUNICATION						
70620	COMMUNITY DEVELOPMENT			1,256,000.00			
708	ENVIRONMENTAL PROTECTION			21,868,150.00			
70740	PUBLIC HEALTH SERVICES			7,595,000.00			
	GROUND TOTAL			241,869,388.45			
	ASSETS: CASH AND BANK BALANCES		18.00				
					MAIN I.G. LCDA	CONSOLIDATED	
31/12/19	CASH IN HAND			88,294.96	1,320.00	89,614.96	
31/12/19	CASH AT BANK			84,179,894.86	3,361,826.90	87,541,721.76	
	SUB-TOTAL			84,268,189.82	3,363,146.90	87,631,336.72	
	AFIHO LOCAL GOVERNMENT ADVANCE BALANCES AS AT 31ST DECEMBER, 2019		20.00				
	S/N	NAMES	MONTHLY DEDUCTION	BALANCE			
	1	G. A. SALAMI	-	4,280.60			
	2	EFSUOLA SUNDAY	-	1,012.20			
	3	Y. G. ADESINA	-	11,779.76			
	4	FERTILIZER	-	610,589.94			
	5	A. O. ADEWUMI	-	10,000.00			
	6	A. O. ADEWUMI	-	14,220.00			
	7	F. A. OGUNLADE	-	10,980.00			
	8	MOSHOOD BEILO	-	9,180.00			
	9	I. A. ODEUNOLA	-	11,520.00			
	10	OYEKOLA TUNDUN	-	1,281.15			
	11	SAMUEL OLOKO	-	16,430.00			
	12	S. O. OLADITI	-	153,730.00			
	13	I. ABAD EGBADEFESIN	-	90,000.00			
	14	OPAIOLA F. A	-	131,688.88			
	15	O. O. OGUNLEYE	-	124,200.00			
	16	O. A. OPARINDE	-	22,880.00			
	17	S. O. BABALOLA	-	34,666.69			
	18	FUSMILOLA ADELEKE	-	60,623.33			
	19	KOLE OSO AYODELE	-	34,674.99			

20	C. A. OJEBODE	-	3,832.27						
21	G. O. OGUNLADI	-	26,190.00						
22	ADI-MAKIN A. A.	-	65,439.89						
23	JAYEGBA TAIWO	-	51,333.31						
24	OGUNWALE A. C.	-	18,400.08						
25	O. O. OLAWALE	-	11,801.18						
26	OWOADE A. A.	-	20,720.00						
27	IBOWU ADERINOLA	-	11,700.00						
28	OLANREWaju O. S.	-	4,000.00						
29	OLANREWaju ADEPOju	-	85,527.29						
30	OJO M. O.	-	3,886.55						
31	OLAWORE SESAN	-	31,800.00						
32	WAHAB TIJANI	-	43,700.00						
33	J. A. TIJANI deceased	-	20,000.00						
34	ODUNWELU BANDELE	-	3,886.67						
35	J. D. OLADIPO	-	17,203.00						
36	OKEDIRAN FEMI	-	7,066.67						
37	C. O. ADEYEMI deceased	-	13,599.60						
38	M. O. ADEDOKUN	-	92,326.55						
39	J. O. KEHINDE	-	42,399.96						
40	I. K. AKINOLA	-	85,434.64						
41	ADETOUN OMOYENI	-	1,766.79						
42	OYEDELE J. T.	-	63,900.00						
43	BAKARE O. O.	-	47,420.00						
44	TAIWO C. V.	-	23,920.00						
45	AKINLEYE T. Y.	-	49,466.66						
46	AJADIA SUNDAY	-	42,953.25						
47	ADEYEMO O. I.	-	30,526.59						
48	OLAWORE M. O.	-	46,739.92						
49	O. T. OLATUNJI	-	84,800.00						
50	J. B. OYATOBO	-	46,639.54						
51	ADERINTO BARAJI NDE	5,665.00	261,050.00						
52	F. O. OYAPADE	-	54,413.26						
53	ADEBAYO ADETUNJI	-	4,733.33						
54	A. A. AKINBIDE	-	3,113.72						
55	F. O. AKANDE	-	68,311.11						
56	ADEBAYO OLATUNJI	-	7,000.00						
57	A. O. OGUNFUNMIBAYO	-	69,544.00						
58	OLAYIWOLA SUNDAY	-	69,544.00						
59	BOSE OMIDELE	-	69,544.00						
60	OGUNTADE J. O.	-	216,666.62						

61	A M AMODEJE (Amodeje)		187,000.00						
62	TUNDE AKANBI		5,000.00						
63	J. D POPOOLA		54,764.49						
64	EZEKIEL OGUNMONY		35,332.28						
65	E. O OGUENGBENRO		5,500.00						
66	D. MUNIAYEWE		137,200.00						
67	L. O ABOMISADE (ABORISADE)		900.00						
68	AKINTOMIDE TAIWO		6,000.00						
69	AJOLABI ADEKUNLE		(2,000.00)						
70	F. T OPABUNMI		5,872.85						
71	J. F OGUNDEJI		58,300.00						
72	JAMES AJAYI		(3,886.69)						
73	MUHTAU OLADIJO		(1,770.67)						
74	G. A OLANIYAN		(5,300.00)						
75	OI ABODI F. O		26,500.00						
76	OYEBAMISE T.		1,500.00						
77	OYELAMIS P.		15,900.00						
78	O. O ADISA		24,545.53						
79	O. T AJAYI		159,920.00						
80	C. I POPOOLA		942.95						
81	S. A OWOADI		23,600.00						
82	POPOOLA OLANIYAN		643.17						
83	MIRHEMI ABIOLA		616.88						
84	G. O. IYOLA		1,017.35						
85	LASISI ADEBAYO		1,264.82						
86	L. AMIDI AJAYI		1,759.64						
87	O. A YUSUF		3,886.67						
88	JOSEPH OYELADI		438.87						
89	OYEYINKA SAMSON		2,127.32						
90	FARAYO A KUGBAMBA		17,666.58						
91	BABATUNDE FALFEL		30,035.27						
92	SHITTU ADEBAYO		5,500.00						
93	A. M. OPAYE		158,000.00						
94	M. O. LASISI		17,732.03						
95	GABRIEL OLADIJO		35,332.28						
96	MUSTAPHA O. F.		52,979.97						
97	NATHANIEL OYI DIRAN		161,600.00						
98	TUNDE ADEDAPO		(2,300.65)						
99	OJE DIRAN TAIWO		2,000.00						
100	AJALA IFEMILADE	8,584.00	437,744.00						
101	Y. A. BALOGUN		159,000.00						

102	SHITTU R A	30,000.00							
103	AKINTUNDE OJO	63,000.00							
104	FALADE F A	8,300.00							
105	SUNDAY OLADIPO	69,959.94							
106	AWORINDE BOLATILLO	28,977.93							
107	H A HAMZAT	(9,561)							
108	AGBOOLA MUNIRU	(3,846.69)							
109	OYELEKE OYELEYE	(3,000.00)							
110	GBADAMOSI R A	137,800.00							
111	ADEGBITE ADEWUMI	10,600.00							
112	BELLO B. A	31,093.32							
113	OLAWORE BABAJIDI	(5,300.00)							
114	OLAYIWOLA S O	117,380.00							
115	SALAMI A K	16,000.00							
116	PATRICK SAKA	5,100.00							
117	ADEPOJU S A	95,400.00							
118	OLA O O	167,833.33							
119	ADEGBOLA ADEBIMPE	3,533.33							
120	AKINDELE O S	48,400.00							
121	OYEKUNLE F F	121,600.00							
122	M A OGUNDAIRO	2,813.33							
123	BUSARI ADEKOLA	980.00							
124	OLAYINKA M J	100.00							
125	C O OJI BODE	127,233.33							
126	OJOS A	37,100.00							
127	D O OGUNDARE	133,299.98							
128	ADELADUN S O	34,979.94							
129	AKINDELE S O	2,800.00							
130	OJO O A	21,200.00							
131	OWOLABI S I	7,273.46							
132	S A ADEPOJU	1,113.21							
133	ODOWU SHITTU	50,000.00							
134	R R ADEWALE	68,000.00							
135	ADEBIYI A. A	35,232.21							
136	B J ADEOGUN	800.00							
137	M A OI ABAYO	(5,300.00)							
138	OWOLABI M T	(26.67)							
139	HON. OYEKOLA	170,000.00							
140	HON. TAYE BABARINDE	127,500.00							
141	HON. SIKIRU ADEGOKI	85,000.00							
142	HON. IFEKE OYEJOKUN	85,000.00							
143	HON. ADEBIMPE OGUNLADI	85,000.00							

144	OUBODE SEGUN			38,650.00					
145	OYEKI NANUSUNDAY			11,559.85					
146	OLAWORI SESAN			93,279.96					
147	OYEDEJIA O			14,100.00					
148	OPATC A F A			5,881.24					
149	OYEKOLA FIJAH			106,266.60					
150	D TAJI BADE			101,053.30					
151	OGUNMOLA R F			137,800.00					
152	M O OGU'NDELE			6,599.98					
153	M A FAGBENRO			62,186.60					
154	B A KAREEM			58,000.00					
155	SUNDAY OMISESAN			79,500.00					
156	F O ONAOLAPO			2,120.48					
157	J O ODEBODE			78,846.61					
158	V O OJEWOLF			66,599.86					
159	A F ODULUYI			50,229.27					
160	DADA O O			95,400.00					
161	ADEDEJIM B			77,733.28					
162	AJAYIRACHFAL	5,150.00		44,413.26					
163	K A AYINDE			111,878.87					
164	ADEYEMI ADIFONA			10,250.00					
165	OLADEJO F T			79,920.00					
166	AYANINLE A			58,299.24					
167	F A KO LADE			58,299.24					
168	TAIWO F O			89,379.96					
169	ADEDEJI OLUSOJI			(3,533.34)					
170	AKINDELE OLUYEMISI			1,679.97					
171	ABEL OPAL EYE			56,533.32					
172	TAIWO AYOOLA I			135,434.43					
173	F O FARAYOLA			121,900.00					
174	A O KEHINDE			32,100.00					
175	M A OLUHDE			143,100.00					
176	G B ADEBOKUN			97,166.63					
177	R A KEKFRFKUN			82,279.95					
178	Z A FOLARIN			(3,816.38)					
179	A A OGUNKUNLE			143,100.00					
180	V T KEHINDE			132,500.00					
181	F A SANGOKUNLE			127,799.99					
182	O O ADEYEMO			121,900.00					
183	ELLIOT ISHOLA			137,800.00					
184	ADELU A K A			170,727.77					
185	BABAINA ADHIF			(1,767.34)					

186	ADIPOJU T O		162,960.00				
187	O ADEJUMO		154,800.00				
188	F O OPATOJA		160,800.00				
189	AYANKOJO A S		193,133.33				
190	Y O OKEIOLA		119,920.00				
191	R A BALOGUN		164,888.99				
192	AYANDELE KIJINDI (AYANLEKI)		9,980.00				
193	AKINI ABI SEGUN		(40,126.56)				
194	AKINTEYE F A		10,600.00				
195	A LAYI YEM (A L)		93,100.00				
196	G A LAWAL		148,150.00				
197	C O [OLAOSUN]		148,150.00				
198	A A AKINSOLA		119,600.00				
199	OGUNDIPE DAVID		(37,852.29)				
200	OJO V M		(4,500.00)				
201	ADEYEMO M O		206,111.11				
202	ADEDEJI D A		1,766.55				
203	F O OPATOJA		160,800.00				
204	ADEKOLA BOJA		(5,300.00)				
205	TAIWO OLUMIDE		174,900.00				
206	OMONIYI BENSON		134,920.00				
207	KOLAPO OGUNSOLA		61,833.34				
208	OLOYEDE MODUPE		3,532.89				
209	OLADEPO ONI		21,400.14				
210	V O OGU'NDIRAN		(7,948.32)				
211	ADEYEMO O K		63,600.00				
212	OYELAKIN O O		(2,400.00)				
213	SIHNA SALAWI		63,600.00				
214	TAIWO MUSBAI	2,000.00	(2,400.00)				
215	KAYODE O		23,163.20				
216	SEGUN OYEJIDE		10,398.90				
217	OYEDEJI O		3,214.00				
218	OGUNDOKUN OYEFUNFI		5,888.83				
219	OJO A O		10,000.00				
220	F O AKINIOYE		2,500.00				
221	OLAYIWOLA S O		121,900.00				
222	OJIBODE SEGUN		16,150.00				
223	I K ALABI		5,000.00				
224	OLUWADARE A BOSI		250.00				
225	ISMAILA TIJANI		11,502.00				
226	LAMIDI SARAFADEN B	5,665.00	176,955.00				
227	OYINLOLA O		68,157.00				

228	N O AZIZ			153.30.00					
229	OGUNROBIO			(153.30.00)					
230	ROHMI ISMAILA			129,000.00					
231	R O AJALA	5,150.00		(25,150.00)					
232	OGUNASUPOLAYINKO	5,665.00		96,745.00					
233	OGUNLADE BUKOLA	1,766.67		1,766.28					
234	OLUADI FEMIADENIYI	7,725.00		46,150.00					
235	OGUNMAKINDE ABIDEMI	8,584.00		241,004.00					
236	AKADEMIJ			279,561.00					
237	ADEGBITE TESLEEM	5,150.00		250.00					
238	HJANI AFEEZ	7,725.00		162,825.00					
239	OLAWUWO OLABODIFA	5,665.00		125,070.00					
240	ADENIRAN MORUFAT	5,665.00		125,070.00					
241	OYELAKIN SUNDAY OYELIKE	3,886.67		(14,153.38)					
242	OYEJIJE OLUSEGUN			11,723.90					
243	ASAJA ABIODUN	2,575.00		82,600.00					
244	OGUNMOLA JULIUS	7,725.00		245,525.00					
245	AMI DASULAIMON	5,665.00		271,920.00					
246	OLADIRAN OYEFINKI O	8,583.33		283,916.70					
247	OSENSI SAKIRU	5,665.00		176,055.00					
248	KOLADE OLUSEGUN	2,575.00		82,600.00					
249	ADEFOTI ABEL	7,725.00		346,675.00					
250	AYANSIJ SOLOMON	7,725.00		346,675.00					
251	KIHNDE SOLOMON	5,665.00		251,130.00					
252	ADIYANJU ELIZABETH	5,665.00		248,280.00					
253	OLUFEMI AYO ADUKI	8,583.33		409,333.34					
254	KAYODE ADEWOLE	7,725.00		346,675.00					
255	KUNLE AKINADE AJIBADE	5,665.00		253,945.00					
256	ADEFIYI ODEBUNMI	5,665.00		248,280.00					
257	OLADEJO WASIU TAIWO	8,583.33		447,000.01					
258	MURITALA SARAFA	5,665.00		248,280.00					
259	OLAFERE GANIYU	5,665.00		248,280.00					
260	TUNBI OLADOSU E	2,575.00		130,300.00					
261	OWOADE WILLIAMS T	5,665.00		253,945.00					
262	ANIMASUN SULAIMON	7,725.00		495,000.00					
263	AH NIYI JOHNSON	7,725.00		346,675.00					
264	ADELOWO O IDOWU	5,665.00		261,030.00					
265	ADEKUNLE RAIMOI	5,665.00		261,030.00					
266	OBADOLE LATEEF	5,665.00		266,030.00					
267	HFFI A REBACCA	5,665.00		261,030.00					
268	INAOLAH AKINYEMI	5,665.00		473,093.34					
269	ADEBOYE AKEEM	8,553.00		421,250.37					

272	KAZIEM KOLAWOJE B	8,883.33	481,328.34		
273	ADI RIMI OLUWAWUMI	7,725.00	402,300.00		
274	ADIFWUMI ADESINA	8,668.00	272,360.00		
275	BAMIMORE S. THILOPE	8,668.00	272,360.00		
276	ADOWU OLUKEMI O.	7,725.00	371,400.00		
277	WALE-IGF OLUWATOYIN E. ALFI	8,883.33	412,666.71		
278	ODEBISI ADEYOOLA (ADEBISI)	8,883.33	489,916.35		
279	V. LAIDE ALADE	8,884.00	446,336.00		
280	OYEKOLA LAIWO	7,725.00	355,950.00		
281	A. M. OMOYENI		182,000.00		
282	A. O. ADEWUMI		10,000.00		
283	A. O. AJAPE		169,000.00		
284	A. S. AYANKOJO		193,133.33		
285	ABIODUN BABALOLA		1,766.69		
286	ABORISADE J. O.		900.00		
287	ADEAGBO ALLICE		129,920.00		
288	ADEBAYO OLATUNJI		7,000.00		
289	ADEDEJI D. A.		12,466.37		
290	ADEDOKUN G. B.		97,166.63		
291	ADEDOKUN M. O.		92,326.55		
292	ADELEKE K. A. (KAYODE)		159,002.77		
293	ADELODUN S. O.		34,979.91		
294	ADENIRAN A. L.		351,670.00		
295	ADEPOJU OLANREWAH		3,750.00		
296	ADESUNYAN Y. G.		11,779.76		
297	ADEYEMI C. O.		13,559.60		
298	ADEYEMO FEMI		(0.12)		
299	ADEYEMO O. K.		21,199.92		
300	AJAYI O. T.		139,920.00		
301	AJIBADE O. I.		101,053.30		
302	AKADI M. D.	7,725.00	456,375.00		
303	AKINDELE OLUSEYI		2,500.00		
304	AKINLEYE C. A.		10,600.00		
305	ALABI L. K.		5,000.00		
306	AYINDE K. A.		111,878.87		
307	BALOGUN Y. A.		159,000.00		
308	E. O. AKANDE		68,311.11		
309	F. M. ADELEKE		49,113.21		
310	F. O. ADEJUMO		154,800.00		
311	FAGBEMI M. A.		62,126.60		
312	GBADEGESIN S. F.		252,725.00		
313	HON. OYEKOLA OYEDEJI		170,000.00		

311	A OGUNLADI	10,980.00			
312	A TIJANI	20,000.00			
313	B POPOOLA	54,764.49			
315	KARFEMBA	58,000.00			
316	KIKFRETKUNRA	82,279.95			
317	KOLADETA	58,299.94			
318	KOLAPOO	63,600.00			
319	LAMIDLAYI	1,759.64			
320	MUBIB	63,600.00			
321	O A OPARINDI	22,880.00			
322	ODELEYE A I	50,299.27			
323	J O OJEBODE (ODEBODE)	78,846.61			
324	ODELOTAN OIAYEMI	5,300.00			
325	OJUNFUMILAYO A O	53,235.67			
326	OGUNDEJI F	68,900.00			
327	OGUNDIRAND O	133,299.98			
328	OGUNKUNIFA D	143,100.00			
329	OGUNLEYE M O	6,599.98			
330	OGUNRONBI F O	98,100.00			
331	OGUNTADI J O	216,666.62			
332	OJWOLF V O	60,599.86			
333	OJEWINKA SAMSON	2,127.32			
334	OKEKUNIFA J	121,600.00			
335	OJADEJO O	20,999.94			
336	OLANIYANG A	5,300.00			
337	OLAWOORE FOJUKI	31,800.00			
338	OJWADARA A BOSE	10,550.00			
339	OJLJIDEM A	143,100.00			
340	ONAOLOPO F O	2,120.48			
341	OPABUNMI F F	5,872.85			
342	ORISASONA SUNDAY (OJHISAN)	79,500.00			
343	OYATOBOR J R	46,639.54			
344	OYEDAPO F D (ADFDJ)	54,413.26			
345	OYIKOLA S O	139,920.00			
346	R A BALOGUN	164,888.94			
347	R K ADEWALE	68,000.00			
348	ISPB	4,133,153.37			
349	SHITTU R A	10,000.00			
350	TIJANIR	139,920.00			
	TOTAL	34,978,738.07			

AFIHO LOCAL GOVERNMENT DEPOSIT
BALANCES AS AT 31ST DECEMBER 2019

S/NO	DEBITAHS	23.00	AMOUNT
1	EX VLS (CDA)		4,118,211.25
2	ADIGUNTO		165,600.00
3	OLATUNBOSUN O O		125,200.00
4	ADIDOKUN B Y		113,640.00
5	KARIM YUNUSA		116,160.00
6	LAWAL OLAYINKAA		38,610.00
7	OYE LAYO FAUSAT		108,570.00
8	POPOOLA ELIZABETH		108,570.00
9	THANI YISAI		138,600.00
10	AGBOLU AJE ADEWALE M		107,666.75
11	ADIUNMO FATAI		155,100.00
12	JINADI MORUFUA		133,100.00
13	YUSUF QODRIA		121,000.00
14	ADIRIBIBE M M		113,740.00
15	KARIMU O		113,740.00
16	ABOLARIN TO		125,400.00
17	FAI ANA RO		69,300.00
18	ISHOLA ABODUN		60,060.00
19	OKUN ADE C		94,425.00
20	OLADINBI B J		91,350.00
21	OLAYIWOLA S. OLAWOLE		60,060.00
22	ADEYLA ADEBUKOLA		55,040.00
23	OLADOKUN TA		124,666.78
24	OLU OKI N ADELODUN		34,125.00
25	OGUNDELE M R		88,000.08
26	AKERIFE ABIODUNT		178,500.00
27	OLAWUYI SEYIM		53,130.00
28	POPOOLA JAMILA B		164,300.00
29	ADLANJUL O		80,000.00
30	TELLA RO		70,186.00
31	ASOPLOYERU		112,200.00
32	DR J O OYEBODE (OYEBODE)		118,835.59
33	AI ADE V LABE		198,333.45
34	G O OGUNDELE		79,347.38
35	ADELOWOLE O		94,222.24
36	DELE OJO ITILAYO		26,030.00
37	AJAI A SUTIYAI		209,100.00

38	NA AMBOLA B	108,570.00			
39	AMUDASAKIRAT	89,040.00			
40	OLAFUNBO SUN A. S	89,540.00			
41	AZELZ M. MOSURAT	118,580.00			
42	ADEFEKE F. A.	13,325.32			
43	ADEKUNLE R. B	70,180.00			
44	POLARANMI B. F	128,400.00			
45	AYOOLA E. O	113,740.00			
46	BABARINDE M. O.	118,580.00			
47	RASHIED ADEOLA	48,400.00			
48	OLAWORE A. F.	102,000.00			
49	OLAGRE D. A.	32,340.00			
50	OLAYIWOLA TITILAYO R	44,880.00			
51	ADESOLA R. T	97,240.00			
52	ADENIRAN DEBORAH	81,619.95			
53	SALAM ELIZABETH O.	89,760.00			
54	FALUYE F. N (FUNMILAYO)	73,837.35			
55	BIYLAWOJOBI O. O.	62,370.00			
56	BABATUNDE S. T.	90,666.72			
57	SHITTE C. O.	161,000.00			
58	AROLAGBADE A. A	150,333.47			
59	AYORINDE O. A.	66,000.06			
60	IJANI C. O.	27,720.00			
61	ADESINA SULYAT A	106,480.00			
62	MURIBI A. A	92,400.00			
63	OLAGHENRO SAKIRAT	188,160.00			
64	ADEFEKE GRACE O.	132,600.00			
65	AYANSILI SOLOMON A	106,500.00			
66	OLAYIWOLA GBENGA	39,270.00			
67	MURAINA RASIDAT B	72,450.00			
68	ARIMU ADEOLA A	155,100.00			
69	BABALOLA F. A.	52,500.00			
70	ARIOWOOLA B. A	108,570.00			
71	OLAITAN V. A.	164,500.00			
72	ADEBIMPE D. O	143,000.13			
73	ALALU BIRIDA O. S.	101,999.75			
74	ADELERMI OLUWAWUMI	133,650.00			
75	ADEJUMOR S.	99,330.00			
76	ASIYANBI M. A.	48,400.00			
77	ODEBUNMI A.	15,750.00			
78	AKANDE TOYIN	47,700.08			

79	AILO, AB, SUNDAY	41,140.00			
80	OLADIMIJIYI, TUNDE I	132,600.00			
81	AKINGBIBI, FATAI	160,479.00			
82	OGUNSMOLA, I. O.	72,600.00			
83	OWOLABI, G. M.	61,200.00			
84	OJO, C. B.	76,500.00			
85	AJINYE, J. A.	188,400.00			
86	OLANIYAN, W. G. (DEAD)	65,340.00			
87	KEHINDE, S. O.	23,100.00			
88	AKINTOLA, GANIYAT	115,860.00			
89	OKUNTO, A. FOIASHADE	66,990.00			
90	ADEBAYO, TAUDEEN	119,680.00			
91	ADELIYE, ADIRIBICBI, AMOS	24,700.00			
92	BUSARI, KAFI, ALA	105,201.00			
93	AFOLABI, ABIODUN, A.	66,150.00			
94	AZFEZ, SAKIRAT	97,650.00			
95	ADEOGUN, FAUSAT	115,500.00			
96	ADEYI, MO, OLATUNDE, S.	62,920.00			
97	OLUJIDE, M. A. (OLAJIDE)	67,760.00			
98	OLADOKUN, M. O.	77,440.00			
99	OLAKUNBI, OLATUNDE, P. (DEAD)	25,300.00			
100	ODEWUSI, OLANREWAJI	62,000.00			
101	OLUTOYINBO, THOMAS	132,300.00			
102	BICKOLA, JOSEPH, O.	52,360.00			
103	AKANDE, STEF	59,840.00			
104	MUTIBIKI, NIFE	34,000.00			
105	OWOADE, WILFELMUS	24,200.00			
106	ADEJIMI, OLUSEGUN	115,000.05			
107	ODEBISI, ADEYIOLA	86,100.00			
108	INAOLAJI, AKINYEMI	45,100.00			
109	OLAJIDE, S. A.	99,330.00			
110	OYEDELE, F. A.	79,333.38			
111	ANIMASIHUN, O. S.	49,180.00			
112	MURIELA, N. A.	89,250.00			
113	ABODUNRIN, M. O.	59,850.00			
114	OLUFUNMILAYO, F. A.	94,500.00			
115	OYEKOLA, I. O.	92,700.00			
116	AYODELE, ELIZABETH	15,441.00			
117	ADELOWO, O. IDOWU	132,146.78			
118	OGUNTOYE, KAYODE	45,942.00			
119	SANGOLOWO, A. T.	16,940.00			
120	AJEGBE, T. A.	91,740.00			

121	AKALU OLUWAMI	80,190.00			
122	AJAWO B. C.	78,540.00			
123	ADIDOTUN S. O.	127,050.00			
124	OLUFANSHAN OMOH	176,666.78			
125	AFOLABI BOSEDE O.	133,811.22			
126	ADIWALE S. O.	10,398.00			
127	LAMIDI S. B.	27,720.00			
128	ADELUKI CHRISTY	23,100.00			
129	AMUSAT S. BABATUNDE	20,880.00			
130	BABAHIJI A (BABATUNDE LA)	62,333.00			
131	AKADI M. D.	62,333.57			
132	J. A. ADEDIGBA	63,167.00			
133	ADEGBOLAMI A.	5,300.00			
134	OBIDI LEB F.	24,200.00			
135	ADEKUNJAN M. ADFOLA	12,100.00			
136	OGUNDARE V. O.	13,140.00			
137	OLAYIWOLA VTO	24,450.00			
138	SALAA M. O.	1,100.00			
139	FALUYE DAVIDO	41,140.00			
140	ADEFAKUN B. S.	5,100.00			
141	OJOBUKOLA	7,260.00			
142	YAHAYA M. O.	96,333.00			
143	OLUFADE A. O.	40,800.00			
144	AFOLABITI A.	73,420.00			
145	AYOOLA Y. A.	60,500.00			
146	ADEWU MI ADESIYI	164,355.00			
147	OLADOSU OMOLARA A.	39,900.00			
148	BABALUNDI O. A.	21,780.00			
149	TOYIN AKANDE	47,700.08			
150	BABALOLA A. A.	2,100.00			
151	AMUDA AMODU	6,300.00			
152	YERINIS. F.	14,300.00			
153	ANIMASABI N. M. A.	15,300.00			
154	ADEGBOLA AYODEJI	97,883.00			
155	AKINTOMIDE FAIWO	13,341.36			
156	OYEDOLE IYABO OLU SOLA	74,000.00			
157	OLATUNBOSUN PEACE O F.	182,500.00			
158	SOLAJA ADI DEJI	45,332.00			
159	A. A. MULLI	18,500.00			
160	A. O. AYANSOLA	3,374.00			
161	A. OLABOJI	3,050.00			
162	ABDUL RAHMAN WAIJU	3,887.00			

163	ABIDAKIN C K	16,500.00			
164	ADIBAYO ARIKABA	26,620.00			
165	ADEDEJAYOBAMI	17,900.00			
166	ADEDEJINA	5,888.89			
167	ADEDEJIS O	94,222.24			
168	ADEDOYIN A	56,676.70			
169	ADEGBITE HUSLEIMO	3,600.00			
170	ADEGROLA ADELANI	40,633.28			
171	ADELEK V O	1,766.67			
172	ADELEK T A	40,337.00			
173	ADELEKE F	9,900.00			
174	ADELEKE J A	3,300.00			
175	ADEMOLAS O	6,930.00			
176	ADENIKA A	37,100.00			
177	ADEOLA ODUOLA	48,400.00			
178	ADEOLA OLUSIGUN	5,940.00			
179	ADEPELE WALIU	1,700.00			
180	ADEPOJU J O	5,720.00			
181	ADESOPHE A ADENIYI	57,750.00			
182	ADETOSO A STEPHEN	9,934.00			
183	ADEWALE ADIBISI	12,200.00			
184	ADEWALE YINYINOLA A	64,777.79			
185	ADEWOLE F A	37,800.00			
186	ADEWOLE K A	10,200.00			
187	ADEYI MO M O	5,888.89			
188	ADEYI OLUBUKOLA	400.00			
189	ADIO A FOIORUNSO	128,260.11			
190	AGBABLAKA A T	5,300.00			
191	AGRIC LOAN	10,485.00			
192	AJAYO ADEOLA	18,700.00			
193	AKINBODE A A	330.00			
194	AKINI ABI OLUWASEGUN	1,766.67			
195	AKINI OYE T	5,888.89			
196	AKINNIYI OLADMI	15,900.00			
197	AKINFUNDE FAIWO	8,800.00			
198	AMIDU SALAMI	1,505.28			
199	AMUSAT AJIBI	748.80			
200	ARIORI R O	3,666.00			
201	ASAMU TUNJI	110,250.00			
202	AYANI EKE OLUSEGUN	5,300.00			
203	AYELAAGBI C F	4,620.00			
204	AYINDE O D	6,000.00			

205	BABALOLA ALJODEEN	1,769.67
206	BALOGUN GAYAT B	7,260.00
207	BALOGUN R	5,888.88
208	BAMAKO	58,223.00
209	BISIRI T O	115,680.00
210	BUILDER AFO ABIA A	100,800.00
211	BUSARI ADE SOLA	11,800.00
212	BUSARI MONSERAT	10,600.00
213	D. A. OGUNMIFEN	1,354.26
214	D. L. ADEFRONMU	3,383.50
215	DAUDA ADESOLA	2,112.00
216	DR. M. B. OLATUNJI	183,750.00
217	DURO SARO SUNDAY B	36,300.00
218	E. O. ALAWODE	200.00
219	ELLIOT ISHOLA	5,300.00
220	F. O. OLAYIWOLA	183,600.00
221	FALADE F. A	5,940.00
222	G. M. AGBOLUAJE	108,000.00
223	I. A. OYILERE	1,000.00
224	I. A. TIJANI	19,825.00
225	IMRAN IDIAT FOLASHADE	10,600.00
226	ISMAILA TIJANI	8,800.00
227	J. N. SALIMONI	445.00
228	J. O. OLAORE	29,700.00
229	J. T. AYANTOWO	186,733.72
230	K. A. AWOWOLE	10,200.00
231	KEHINDE V. T	5,300.00
232	KILANKO AYODELE S	58,549.00
233	KILANKO SUNDAY DEAWALE	58,300.00
234	LABADE GBADI GESIN	3,970.00
235	LAWAL G. A	189,000.00
236	M. A. HAMMED	1,980.00
237	M. O. OJO	9,680.00
238	MURITALA SARAFI	7,182.00
239	MUSTAPHA ROHIYAT A	2,200.00
240	N. A. ADELABI	2,600.00
241	M. A. KAREEM	616.35
242	N. A. ODI NEA	311.12
243	O. O. ADEGBOYI GA	40,800.00
244	O. O. ALALADE	337.20
245	OGUNRODE T O	576.00
246	OGUNKUNLE WALE	3,740.00

	247	OGUNSOLO BISI		105.85					
	248	OGUNTONA T. O		6,240.00					
	249	OKEKUNIFA I		5,300.00					
	250	OKUNKU F. D. A		5,300.00					
	251	OLABODE T. O		5,300.00					
	252	OLABODI OLAJUMOKE		7,773.34					
	253	OLADFIO M		1,766.67					
	254	OLADOKUN M. A. (DEAD)		50,820.00					
	255	OLAGBENRO O. O.		26,180.00					
	256	OLANIYANG A.		5,300.00					
	257	OLAOSUN C. O.		5,300.00					
	258	OLATUNJO T.		10,600.00					
	259	OLAWORE M. O		3,886.67					
	260	OLAWUWO OLABODE		2,600.00					
	261	OLAYIWOLA E. O		174,420.00					
	262	OMONIYI B.		5,000.00					
	263	ONAOLAPO FOLARANMI		3,886.67					
	264	OPABUNMLE F.		18,900.00					
	265	ORISASONA SUNDAY (OMINISAN)		5,300.00					
	266	S. A. YUSSFIF		7,655.40					
	267	S. O. OYEJERE		7,280.00					
	268	S. O. FASOLA		294.58					
	269	S. O. OLABIYI		3,500.00					
	270	SANGOKUNLE F. A		5,888.89					
	271	TAIWO OLUMIDE		5,300.00					
	272	V. O. FADEJI		106,260.00					
	273	V. O. OKE		10,400.00					
	274	V. O. OLANIPEKUN		100.00					
	275	Y. L. FATONA		179,636.68					
		TOTAL		20,100,305.21					
		STATEMENT OF ANALYSIS OF ACTUAL REVENUE FOR THE YEAR FOR THE YEAR ENDED 31ST DECEMBER, 2019							
			DESCRIPTIONS	Approved Budget 2019	MAIN Actual 2019	L.C.D.A Actual 2019	CONSOLIDATED ACTUAL 2019		
	ADM CODE	ECONOMIC CODE	NOTE: NON TAX REVENUE NOTE 6						
	01250010010	120204	FEES-GENERAL (General Administration)						

	12020418							
		Marriage Divorce fees	1,000,000.00	735,000.00	90,000.00	325,000.00		
	12020426	Court summons fees						
			50,000.00					
	12020444	Burial Fees						
				10,000.00		10,000.00		
	12020445	Change of ownership fees						
		Sub-Total						
			3,050,000.00	245,000.00	90,000.00	335,000.00		
021500100100								
		120204 GENERAL (Agriculture and Natural Resources)						
	12020436	Agricultural Veterinary Services Fees						
	12020451	Timber and Forest Fees						
		Sub-Total						
022000100100								
		120204 FEES-GENERAL (Finance and Supplies)						
	12020404	Trade Union Fees						
	12020417	Contractor Registration Fees						
	12020419	Attestation of Bachelorhood & Spinsters Fees						
	12020425	Disfection of Produce Fees						
	12020427	Tender Fees						
	12020436	Bill Board Advertisement Fees						
	12020442	Association Fees						
			50,000.00	124,000.00		124,000.00		

		12020417	Birth and death registration fees						
		12020418	Development Fees	100,000.00					
		12020419	Business and Operating Fees						
		12020484	Parking Fees	50,000.00	5,000.00	88,950.00	90,950.00		
		12020467	Haulage Fees	300,000.00	9,250.00		9,250.00		
		12020470	Other Contract Fees						
		12020478	Workshop Fees						
		12020491	Motor Park Fees	180,000.00					
		12020492	Squatter Fees	15,000.00		41,140.00	41,140.00		
		12020494	Identification and Oath Fees	50,000.00	60,000.00		60,000.00		
			Sub Total						
				1,045,000.00	198,250.00	127,090.00	325,340.00		
023400100100									
		120204	FES-GENERAL (Works & Housing)						
			Deeds Preparation Registration						
		12020437	Survey Planning Building Fees						
		12020438	Land use fees						
		12020447	Application Fees						
		12020455	Form Fees	1,000,000.00	46,000.00		46,000.00		
		12020456							

			Life Transfer Fees						
		12020461	Publication Fees	4,000,000.00	1,000,000.00			110,000.00	
		12020462	Hospital Service/Registration Fees						
		12020463	Hospital Service Charges						
		12020464	Plot Allocation Layout Fees						
		12020481	Tenement Rates						
		12020490	Street Naming Fees						
		12020493	Sub-Total	825,000.00	122,000.00			122,000.00	
				5,825,000.00	278,000.00			278,000.00	
055100300100									
			12020450 GENERAL (community Development and Culture)						
			Certificate of Indigenship						
		12020476	Sub-Total	4,000,000.00	2,783,430.00	639,680.00		3,423,110.00	
				4,000,000.00	2,783,430.00	639,680.00		3,423,110.00	
052100100100									
			12020455 GENERAL (Primary Health Care)						
			Laboratory Fees						
		12020441	Medical Certificate and Reports						
		12020442	Sub-Total						
			TOTAL FEES (120204)	13,920,000.00	3,504,680.00	856,770.00		4,361,450.00	
ADM CODE	ECONOMIC CODE		DESCRIPTION	NOTE	Approved Budget 2019	MAIN Actual 2019	L.C.D.A. Actual 2019	CONSOLIDATED ACTUAL 2019	
				27					

01250010010	120205	FINES-GENERAL (General Administration)					
	12020501	Fines/Penalties Court Fines					
	12020502	Sub-Total					
053500100100	120205	FINES-GENERAL (ENVIRONMENTAL)					
	12020505	Dislodging of Effluence/Pollution Fines	200,000.00	15,000.00	11,000.00	26,000.00	
		Sub-Total					
		TOTAL FINES (120205)	200,000.00	15,000.00	11,000.00	26,000.00	
			200,000.00	15,000.00	11,000.00	26,000.00	
021500100100	120201	GENERAL (Agriculture and Natural Resources)					
		Tractor Hiring Services					
	12020126	Forestry/ Timber Licence	3,000,000.00	106,000.00	55,000.00	161,000.00	
	12020138	Sub-Total					
			3,000,000.00	106,000.00	55,000.00	161,000.00	
022000100100	120201	LICENCES-GENERAL (Finance and Supplies)					
		Radio/Television Licence					
	12020105		120,000.00	109,550.00	25,600.00	135,150.00	
	12020107	Boats, Canoe (Small Craft) Licence					
	12020111	Bake House Licence			6,000.00	6,000.00	
	12020112	Bicycles Licence & Hiring Permits					

			Brockmaking Licence					
		12020113						
			Cart/Truck Licences					
		12020114						
			Dance Tunn					
		12020115						
			Cattle Dealer Licence					
		12020116						
			Dried Fish and meat Licences					
		12020117						
			Pet (Dog) Licences					
		12020118						
			Fishing Permits					
		12020119						
			Hawker's/Squatters Permit					
		12020120		30,000.00		31,270.00	31,270.00	
			Hunting Permits					
		12020121						
			Produce Buying Licences					
		12020122		150,000.00		20,050.00	20,050.00	
			Animal Health Certificate Licences					
		12020123						
			Abattoir/Slaughter Licences					
		12020124						
			Renewal of Fisher's Licences					
		12020125						
			Borehole Drilling Licence					
		12020128						
			Cinematograph Licence					
		12020130						
			Liquor Licence					
		12020131		50,000.00				
			Motorcycle Licence					
		12020132						

		Trade permit Licence						
	12020137	Hackney Permit	200,000.00					
	12020138	Lottery Permit						
	12020140	Cold Room Licence						
	12020150	Other Registrations (Quary, Artisans, Others)						
	12020157	Sub-Total						
			550,000.00	109,550.00	82,920.00	192,470.00		
055100300100								
	120201	GENERAL (community Development and Culture)						
		Registration of Voluntary Organisations						
	12020109	Sub-Total	700,000.00	32,000.00	41,000.00	73,000.00		
			700,000.00	32,000.00	41,000.00	73,000.00		
		TOTAL LICENCES (120201)						
			4,250,000.00	247,550.00	178,920.00	426,470.00		
ADM CODE	ECONOMIC CODE	Description	NOTE 28	Approved Budget 2019	MAIN Actual 2019	L.C.D.A Actual 2019	CONSOLIDATED ACTUAL 2019	
		SALES-GENERAL (General Administration)						
01250010010	120206							
	12020604	Sale of Stores/Scraps/Unserviceable Items	750,000.00					
	12020611	Proceeds from Sales of Govt. Vehicles	1,500,000.00					
	12020620	Sales of Other Government Property						
		Sub-Total						
			2,250,000.00					
021500100100								
	120206	GENERAL (Agriculture and Natural Resources)						

			Sales of improved Seeds Chemical					
		12020608	Proceeds from Sales of Farm Products					
		12020609	Sales of Hides & Skins and Other Products	500,000.00		252,000.00	252,000.00	
		12020610	Sals of Poultry and Animals					
		12020617	Sale of Fishery Products	2,000,000.00	4,204,432.90		4,204,432.90	
		12020618	Sales of Fertilizers	100,000.00				
		12020620	Sales of Agricultural Inputs					
		12020627	Sales of Tractors and Implement					
		12020628	Sub-Total		1,350,000.00		1,350,000.00	
				2,600,000.00	5,554,432.90	252,000.00	5,806,432.90	
022000100100								
		120206	LES-GENERAL (Finance and Supplies)					
		12020607	Sale of Consultancy Registration Forms					
		12020610	Proceeds From Sales of Goods by Public Auctions					
			Sub-Total					
023400100100								
		120206	LES-GENERAL (Works & Housing)					
		12020614	Proceeds from Sales of Govt Buildings					
			Sub-Total					
055100300100								
		120206	GENERAL (community Development and Culture)					

			Sales of Journal & Publication					
		12020601						
		12020602	Sales of Books					
		12020603	Sales of ID Cards					
			Sub-Total					
052100100100								
		120206	ES-GENERAL (Primary Health Care)					
			Proceeds From Sales Of Drugs and Medications					
		12020612						
			Sub-Total					
			TOTAL SALES-GENERAL (120206)					
				4,850,000.00	5,554,432.90	252,000.00	5,806,432.90	
01250010010		120207	NGS-GENERAL (General Administration)					
			Earnings from The Use Of Govt Vehicles					
		12020704						
		12020705	Earnings from The Use Of Govt Halls, Premises	250,000.00	80,000.00		80,000.00	
			Earnings From Affidavits And Oaths					
		12020728		150,000.00				
			Sub-Total					
				400,000.00	80,000.00		80,000.00	
021500100100								
		120207	GENERAL (Agriculture and Natural Resources)					
			Earnings From Agricultural Produce					
		12020708		2,500,000.00				
			Earnings From Pest Control & Plant Protection Services					
		12020716						
			Earnings From Plantation Scheme					
		12020717						

		Earnings From Agricultural Services				
	12020726	Sub-Total			2,500,000.00	
022000100100						
	120207	INGS GENERAL (Finance and Supplies)				
		Earnings From Consultancy Services				
	12020701	Earnings From Guest Houses				
	12020710	Earnings From Commercial Activities				
	12020711	Earnings From Adverts And Rights				
	12020721	Earnings From Catering Services				
	12020705	Earnings From PPP				
	12020706	Earnings From Shares And Stocks				
	12020707					
	12020478	Workshop Fees				
		Sub-Total				
022000300100						
	120207	GENERAL (Budget, Planning, Research And Statistic)				
		Earning From ICT				
	12020714	Sub-Total				
023400100100						
	120207	INGS GENERAL (Works And Housing)				
		Earnings From Hire Of Plant & Equipment				
	12020703			4,500,000.00	830,000.00	830,000.00

		Earnings From Business Complex					
	12020729	Proceeds From Revolving Scheme	2,000,000.00	22,000.00	329,400.00	501,400.00	
	12020730	Proceeds From Tenant Rate From State					
	12020731	Earnings From Drilling Oil Boreholes					
	12020732	Sub-Total	1,900,000.00				
055100300100			8,400,000.00	902,000.00	429,400.00	1,331,400.00	
	120207	GENERAL (community Development and Culture)					
	12020709	Earnings From Tourism/Culture					
	12020713	Earnings From Library Service					
		Sub-Total					
052100100100							
	120207	INGS-GENERAL (Primary Health Care)					
	12020702	Earning From Laboratory Fees	250,000.00	138,500.00		138,500.00	
	12020707	Earning From MediServices	1,500,000.00				
		Sub-Total	1,750,000.00	138,500.00		138,500.00	
053500100100							
	120207	ARNINGS-GENERAL (Environmental)					
	12020715	Earning From Soil and Water Conservation			5,000.00	5,000.00	
		Sub-Total			5,000.00	5,000.00	
		TOTAL EARNINGS (120207)	13,050,000.00	1,120,500.00	434,400.00	1,554,900.00	

022000100100	120208	RENT BUILDINGS - GENERAL (Finance and Supplies)				
		Rent on Government Quarters				
	12020801	Rent on Government Offices	100,000.00			
	12020802	Rent on Government Buildings				
	12020803		100,000.00	66,000.00		66,000.00
	12020804	Rent on Conference Centres				
	12020806	Rent on Shops	500,000.00			
		TOTAL RENT ON BUILDING (120208)	700,000.00	66,000.00		66,000.00
023400100100	120209	LAND & OTHERS-GENERAL (Works And Housing)				
		Rent on Government Land				
	12020901		500,000.00	62,000.00		62,000.00
	12020903	Rents And Premium on the Allocation of Land	20,000,000.00	1,819,000.00		1,819,000.00
	12020904	Rent on Plots & Sites Services Programme				
	12020905	Lease Rental				
	12020906	Rent on Government Properties	100,000.00			
		Sub-Total	20,600,000.00	1,881,000.00		1,881,000.00
		TOTAL RENT - GENERAL	21,300,000.00	1,947,000.00		1,947,000.00
		TOTAL NON TAX REVENUE	57,570,000.00	12,389,162.90	1,733,090.00	14,122,252.90
022000100100	120211	INVESTMENT INCOME (Finance and Supplies)				

			Operating Supplies					
		12021101	Dividend Received					
		12021102	Other Investment Income	300,000.00				
		12021103	TOTAL INVESTMENT INCOME (120211)	300,000.00				
022000100100								
		120212	INTEREST EARNED (Finance and Supplies)					
			Motor Vehicle Advances					
		12021201	Refurbishing Loan					
		12021203	Furniture Loan					
		12021204	Interest On Housing Loan					
		12021205	Interest On Loan To States					
		12021206	Interest On Loan To LGAs/MV Refurbishing Loan					
		12021207	Interest On Loan To Govt Owned Companies	500,000.00				
		12021208	Interest On Debenture Loans					
		12021209	Bank Interest					
		12021210	TOTAL INTEREST EARNED (120212)	1,500,000.00	1,637,810.83	1,285,011.74	2,922,822.57	
				2,000,000.00	1,637,810.83	1,285,011.74	2,922,822.57	
ADM CODE	ECONOMIC CODE		NOTE 32: TAX REVENUE					
022000100100								
		120101	PERSONAL TAXES (Finance and Supplies)					

		11010303	Excess Grade Oil					
				400,000,000.00	125,000,000.00			125,000,000.00
			TOTAL DEPENDENT REVENUE					
				1,455,000,000.00	750,864,984.21	79,775,527.13		750,864,984.21
			TOTAL REVENUE					
				1,515,000,000.00	764,921,937.94	82,801,828.87		767,948,239.68
ADM CODE	ECONOMIC CODE		Description	Approved Budget 2019	MAIN Actual 2019	L.C.D.A Actual 2019		CONSOLIDATED ACTUAL 2019
			<u>NOTE 33</u>					
			<u>AIDS AND GRANTS</u>					
022000100100	13		<u>AIDS</u>					
	10081301		<u>DOMESTIC AID</u>					
		13010101						
			Sub-Total					
		13020301	<u>DOMESTIC GRANTS</u>					
		13020303	<u>ENDOWMENT INCOME</u>					
			Sub-Total					
		13020401	<u>FOREIGN GRANTS</u>					
			Sub-Total					
			TOTAL AIDS AND GRANTS					
ADM CODE	ECONOMIC CODE		Description	Approved Budget 2019	MAIN Actual 2019	L.C.D.A Actual 2019		CONSOLIDATED ACTUAL 2019
			<u>NOTE 33</u>					
			<u>CAPITAL DEVELOPMENT FUND(CDF) RECEIPTS</u>					
022000100100	14							

		OTHER CAPITAL RECEIPTS							
		4040101	FOREIGN DEBT FORGIVENESS						
			Sub-Total						
		4040201	DOMESTIC DEBT FORGIVENESS						
			Sub-Total						
			TOTAL DEBT FORGIVENESS						
		1405201	GAIN ON DISPOSAL OF						
			Sub-Total						
		14060101	MINORITY INTEREST SHARE						
			Sub-Total						
		14070101	EXTRA ORDINARY ITEMS						
		14070102	UNSPECIFIED REVENUE						
		14070103	RECOVERIES (STOLEN &						
			Sub-Total						
		130204	FOREIGN GRANTS						
		13020401	FOREIGN GRANTS						
			Sub-Total						
			TOTAL OTHER REVENUE						
FUNCTIONAL CODE	ADM CODE	Description of Recurrent Expenditure NOTES	Approved Estimate 2019 Personnel Cost	Consolidated P.F. ACTUAL 2019	Approved Estimate 2019 Overhead	MAIN ACTUAL 2019	CONSOLIDATED O/H	OVERHEAD LCBA 2019	CONSOLIDATED RECURRENT EXPENDITURE 2019
	011100100100	OFFICE OF THE L.G CHAIRMAN	25,000,000.00	13,229,317.58			17,078,700.00		
	011101300100	SECRETARY TO THE L.G	4,000,000.00		41,600,000.00	7,421,500.00		4,656,700.00	37,385,717.58
	011118300101	INTERNAL AUDIT	1,200,000.00		3,850,000.00	875,000.00	875,000.00		1,750,000.00
	011200100100	THE COUNCIL	30,000,000.00	12,063,205.90	750,000.00	30,000.00	1,407,500.00	22,000.00	104,000.00
					5,800,000.00	760,000.00		647,500.00	14,878,205.90

012500100100	HEAD OF LOCAL GOVT ADMINISTRATION	5,000,000.00	2,761,691.13		376,000.00		3,513,691.13
012500100100	DEPARTMENT GENERAL ADMINISTRATION	54,000,000.00	53,146,844.25		376,000.00	30,263,816.58	93,674,477.41
021500100100	DEPT AGRICULTURE AND NATURAL RESOURCES	14,000,000.00	12,864,010.16		974,000.00	1,094,700.00	7,001,410.16
022000100100	DEPARTMENT OF FINANCE AND SUPPLIES	90,000,000.00	30,970,920.32		75,064,051.25	8,365,116.92	195,701,154.16
022000300100	DEPT OF BUDGET, PLANNING, RESEARCH AND STATISTICS	2,000,000.00	2,156,959.92		2,627,000.00	1,293,150.00	9,997,259.92
023400100100	DEPARTMENT OF WORKS AND HOUSING	40,000,000.00	39,566,931.67		4,590,500.00	2,058,807.37	52,865,546.41
055100500100	DEPT OF COMMUNITY DEVELOPMENT AND CULTURE	12,000,000.00	47,880,227.22		7,486,500.00	3,711,000.00	70,275,227.22
052100100100	DEPT OF PRIMARY HEALTH CARE	75,000,000.00	84,021,719.92		4,795,000.00	1,305,000.00	96,221,719.92
053500100100	DEPT OF ENVIRONMENTAL SANITATION	24,000,000.00	22,657,038.13		2,492,000.00	2,301,000.00	32,243,038.13
	TOTAL RECURRENT EXPENDITURE	406,200,000.00	321,318,866.50	278,050,000.00	116,350,067.83	152,146,290.87	625,611,448.24
FUNCTIONAL CODE	CODE TITLE (CAPITAL EXPENDITURE SUMMARY)	Approved Estimate 2019 Capital	MAIN Actual Expenditure 2019	L.C.D.A Actual 2019	CONSOLIDATED ACTUAL 2019		
	NOTE 40						
70132	GENERAL PERSONNEL SERVICES	14,855,000.00	19,898,025.00	1,983,500.00	21,881,525.00		
70330	JUDICIARY						
7042	AGRICULTURE, FORESTRY AND FISHING	62,150,000.00	7,425,430.00	5,044,440.00	12,469,870.00		
70112	FINANCIAL AND FISCAL AFFAIRS	2,750,000.00					
7044	MINING, MANUFACTURING AND CONSTRUCTION	435,800,000.00	150,246,204.70	26,552,638.75	176,798,843.45		
70460	COMMUNICATION	200,000.00					
70620	COMMUNITY DEVELOPMENT	31,300,000.00	1,056,000.00	200,000.00	1,256,000.00		
705	ENVIRONMENTAL PROTECTION	28,300,000.00	16,214,500.00	5,653,650.00	21,868,150.00		
70740	PUBLIC HEALTH SERVICES	31,500,000.00	4,945,000.00	2,650,000.00	7,595,000.00		

GROUND TOTAL			606,855,000.00	199,785,159.70	42,084,228.75	241,869,388.45		
FUNCTION AL/ADM CODE	ECONOMIC CODE	DETAILS OF CAPITAL EXPENDITURE AND SECTOR	Approved Estimate 2019		Revised Estimate 2019	MAIN Actual Expenditure 2019	L.C.D.A. Actual 2019	CONSOLIDATED ACTUAL 2019
				Augmentation (+) Savings (-) 2019				
		<u>ADM SECTOR/GENERAL PERSONNEL</u> <u>SERVICES</u>						
70131/011100100100		OFFICE OF LOCAL GOV. CHAIRMAN						
	23010113	Purchase of Computers						
	23010114	Purchase of Computers Printers						
	23010115	Purchase of Photocopying Machine						
	23010116	Purchase of Typewriters						
	23010117	Purchase Of Shredding Machines						
	23010118	Purchase of Scanners						
	23010120	Purchase of Canteen Kitchen Equipment/Utensils						
	23010139	Purchase of Routers/Switches						
	23010140	Purchase of Ups Inverters						
	23010141	Purchase of Computer Storage Device						
	23010146	Purchase of Other Equipmen						
	23010112	Purchase of Furniture And Fittings						
	23010105	Purchase of Motor Vehicles						
	23010108	Purchase of Buses						
		TOTAL						
		TOTAL CAPITAL (OFFICE OF L.G CHAIRMAN)						
FUNCTION AL/ADM CODE	ECONOMIC CODE	DETAILS OF CAPITAL EXPENDITURE AND SECTOR	Approved Estimate 2019		Revised Estimate 2019	MAIN Actual Expenditure 2019	L.C.D.A. Actual 2019	CONSOLIDATED ACTUAL 2019
				Augmentation (+) Savings (-) 2019				
		<u>ADM SECTOR/GENERAL PERSONNEL</u> <u>SERVICES</u>						
70131/011101300100		SECRETARY TO THE L.G						
	23010113	Purchase of Computers						
	23010114	Purchase of Computers Printers						
	23010120	Purchase of Canteen Kitchen Equipment/Utensils						
	23010139	Purchase of Routers/Switches						
	23010140	Purchase of Ups Inverters						
	23010141	Purchase of Computer Storage Device						
	23010146	Purchase of Other Equipmen						

FUNCTIONAL/ADM CODE	ECONOMIC CODE	DETAILS OF CAPITAL EXPENDITURE AND SECTOR	Approved Estimate 2019	Augmentation (Savignol) 2019	Revised Estimate 2019	MAIN Actual Expenditure 2019	L.C.D.A. Actual 2019	CONSOLIDATED ACTUAL 2019
		23010112 Purchase of Furniture And Fittings						
		23010105 Purchase of Motor Vehicles						
		TOTAL						
		TOTAL CAPITAL (SEC. IOL.G)						
		ADM SECTOR/GENERAL PERSONNEL SERVICES						
70131/01118300101		INTERNAL AUDIT						
		23010113 Purchase of Computers						
		23010117 Purchase Of Shredding Machines						
		23010118 Purchase of Scanners						
		23010120 Purchase of Canteen-Kitchen Equipment/Utensils						
		23010139 Purchase of Routers/Switches						
		23010140 Purchase of Ups Inverters						
		23010141 Purchase of Computer Storage Device						
		23010142 Purchase of Networking Devices/Peripherals						
		23010146 Purchase of Other Equipmen						
		23010112 Purchase of Furniture And Fittings						
		23010104 Purchase of Motor Cycles						
		23010105 Purchase of Motor Vehicles						
		TOTAL						
		TOTAL CAPITAL (INTERNAL AUDIT)						
		ADM SECTOR/GENERAL PERSONNEL SERVICES						
70131/011200100100		THE COUNCL						
		23010113 Purchase of Computers						
		23010114 Purchase of Computers Printers						
		23010115 Purchase of Photocopying Machine						
		23010116 Purchase of Typewriters						

	23010117	Purchase Of Shredding Machines							
	23010118	Purchase of Scanners							
	23010120	Purchase of Canteen Kitchen Equipment Utensils							
	23010139	Purchase of Routers/Swathes							
	23010140	Purchase of Ups Inverters							
	23010141	Purchase of Computer Storage Device							
	23010142	Purchase of Networking Devices/Peripherals							
	23010146	Purchase of Other Equipmen							
	23010102	Purchase of Computer Software Acquisition							
	23010142	Purchase of Furniture And Fittings							
	23010105	Purchas of Motor Vehicles							
	23010108	Purchase of Buses							
		TOTAL							
		TOTAL CAPITAL (THE COUNCIL)							
FUNCTIONAL/ADM CODE	ECONOMIC CODE	DETAILS OF CAPITAL EXPENDITURE AND SECTOR	Approved Estimate 2019	Augmentation / Navg: 2019	Revised Estimate 2019	MAIN Actual Expenditure 2019	L.C. D.A. Actual 2019	CONSOLIDATED ACTUAL 2019	
7013/012500100100		ADM SECTOR/GENERAL PERSONNEL SERVICES							
		HEAD OF LOCAL GOVT. ADMINISTRATION							
	23010113	Purchase of Computers							
	23010114	Purchase of Computers Printers							
	23010115	Purchase of Photocopying Machine							
	23010116	Purchase of Typewriters							
	23010117	Purchase Of Shredding Machines							
	23010118	Purchase of Scanners							
	23010120	Purchase of Canteen Kitchen Equipment Utensils							

		23010139 Purchase of Routers/Switches							
		23010140 Purchase of Ups Inverters							
		23010141 Purchase of Computer Storage Device							
		23010142 Purchase of Networking Devices/Peripherals							
		23010146 Purchase of Other Equipment							
		23010102 Purchase of Computer Software Acquisition							
		23010112 Purchase of Furniture And Fixings							
		23010105 Purchase of Motor Vehicles							
		TOTAL							
		TOTAL CAPITAL (H.G.A)							
FUNCTIONAL/ADM CODE	ECONOMIC CODE	DETAILS OF CAPITAL EXPENDITURE AND SECTOR	Approved Estimate 2019	Augmentation (+) Savings (-) 2019	Revised Estimate 2019	MAIN Actual Expenditure 2019	L.C.D.A. Actual 2019	CONSOLIDATED ACTUAL 2019	
70131/012500100100		ADM SECTOR/GENERAL PERSONNEL SERVICES							
		DEPARTMENT OF GENERAL ADMINISTRATION							
	23010113	Purchase of Computers	1,500,000.00		1,500,000.00	30,000.00		30,000.00	
	23010114	Purchase of Computers/Printers	750,000.00		750,000.00				
	23010115	Purchase of Photocopying Machine	500,000.00		500,000.00				
	23010116	Purchase of Typewriters							
	23010117	Purchase Of Shredding Machines							
	23010118	Purchase of Scanners							
	23010120	Purchase of Canteen Kitchen Equipment/Utensils	750,000.00		750,000.00	21,300.00		21,300.00	
	23010139	Purchase of Routers/Switches							
	23010140	Purchase of Ups Inverters	500,000.00		500,000.00		73,000.00	73,000.00	
	23010141	Purchase of Computer Storage Device	100,000.00		100,000.00				
	23010142	Purchase of Networking Devices/Peripherals	2,000,000.00		2,000,000.00	702,150.00	977,500.00	1,679,650.00	
	23010146	Purchase of Other Equipment	100,000.00		100,000.00				

		2301013 Purchase of Furniture And Fittings		5,000,000.00		5,000,000.00		9,330,000.00	9,330,000.00
		2301018 Purchase of Security Equipment							
		23010104 Purchase of Motor Cycles							
		23010105 Purchase of Motor Vehicles							
		23010108 Purchase of Buses							
		TOTAL		11,200,000.00		11,200,000.00		753,450.00	1,983,500.00
		TOTAL CAPITAL (GENERAL ADM)		11,200,000.00		11,200,000.00		753,450.00	1,983,500.00
FUNCTION AL/ADM CODE	ECONOMIC CODE	DETAILS OF CAPITAL EXPENDITURE AND SECTOR	Approved Estimate 2019	Augmentation (+) Navigl (-) 2019	Revised Estimate 2019	MAIN Actual Expenditure 2019	L.C.D.A Actual 2019	CONSOLIDATED ACTUAL 2019	
		LAW & JUSTICE SECTOR/JUDICIARY							
	70330/012500100100	DEPARTMENT OF GENERAL ADMINISTRATION							
		2305015 Construction Repair of Customary Courts							
		TOTAL							
FUNCTION AL/ADM CODE	ECONOMIC CODE	DETAILS OF CAPITAL EXPENDITURE AND SECTOR	Approved Estimate 2019	Augmentation (+) Navigl (-) 2019	Revised Estimate 2019	MAIN Actual Expenditure 2019	L.C.D.A Actual 2019	CONSOLIDATED ACTUAL 2019	
		ADM SECTOR/GENERAL PERSONNEL SERVICES							
	70131/021500100100	DEPARTMENT OF AGRICULTURE AND NATURAL RESOURCES							
		2301013 Purchase of Computers							
		2301014 Purchase of Computers Printers							
		2301015 Purchase of Photocopying Machine							
		23010120 Purchase of Canteen Kitchen Equipment Utensils							
		23010140 Purchase of Ups Inverters							
		23010141 Purchase of Computer Storage Device							
		23010143 Purchase of Networking Devices Peripherals							
		23010146 Purchase of Other Equipmen							

	2301013	Purchase of Furniture, Vessels/Fittings							
	23010104	Purchase of Motor Cycles							
	23010105	Purchase of Motor Vehicles							
		TOTAL							
AL/ADM	ECONOMIC CODE	DETAILS OF CAPITAL EXPENDITURE AND SECTOR	Approved Estimate 2019	Augmentation (Savings) 2019	Revised Estimate 2019	MAIN Actual Expenditure 2019	L.C.D.A. Actual 2019	CONSOLIDATED ACTUAL 2019	
		ECONOMIC SECTOR/AGRIC, FORESTRY AND FISHING							
70421/021500100100		DEPARTMENT OF AGRICULTURE AND NATURAL RESOURCES							
	23010127	Purchase of Agricultural Equipment/Machines	1,500,000.00	-	1,500,000.00				
	2505101	Tree Planting	2,500,000.00	-	2,500,000.00				
	2305106	Beautification and Landscaping	2,000,000.00	-					
	2305108	Production of Farm seedlings							
	23050109	Special Projects and Assignments:	16,000,000.00	-	16,000,000.00	4,057,000.00	4,155,000.00	8,212,000.00	
	23050113	Land Acquisition/Preparation	6,000,000.00	-	6,000,000.00				
	23050114	Compensation for Acquire Land Property							
	23050115	Projects Externally Financed							
	23050116	Micro-Credit Scheme	2,000,000.00	-	2,000,000.00	160,000.00		160,000.00	
	23050117	Farm Development	15,000,000.00	-	15,000,000.00	3,208,430.00	889,440.00	4,097,870.00	
	23050118	Procurement of Agricultural Inputs							
			2,000,000.00	-	2,000,000.00				
		TOTAL	47,000,000.00	-	45,000,000.00	7,425,430.00	5,044,440.00	12,469,870.00	
		TOTAL CAPITAL (AGRIC)	47,000,000.00	-	45,000,000.00	7,425,430.00	5,044,440.00	12,469,870.00	
FUNCTIONAL/ADM	ECONOMIC CODE	DETAILS OF CAPITAL EXPENDITURE AND SECTOR	Approved Estimate 2019	Augmentation (Savings) 2019	Revised Estimate 2019	Actual Expenditure 2019	L.C.D.A. Actual 2019	CONSOLIDATED ACTUAL 2019	
		ADM SECTOR/GENERAL PERSONNEL SERVICES							
70131/022000100100		DEPARTMENT OF FINANCE AND SUPPLIES							
	23010113	Purchase of Computers							
	23010114	Purchase of Computers/Printers							

	23010115	Purchase of Photocopying Machine							
	23010116	Purchase of Typewriters							
	23010117	Purchase of Shredding Machines							
	23010118	Purchase of Scanners							
	23010120	Purchase of Canteen Kitchen Equipment/Utensils							
	23010139	Purchase of Routers/Switches							
	23010140	Purchase of UPS/Inverters							
	23010141	Purchase of Computer Storage Device							
	23010142	Purchase of Networking Device/Peripherals							
	23010146	Purchase of Other Equipment							
	23010102	Purchase of Computer Software Acquisition							
	23010112	Purchase of Furniture And Fittings	750,000.00			750,000.00			
	23010104	Purchase of Motor Cycles							
	23010105	Purchase of Motor Vehicles							
	23010108	Purchase of Buses							
		TOTAL	750,000.00			750,000.00			
AL/ADM CODE	ECONOMIC CODE	DETAILS OF CAPITAL EXPENDITURE AND SECTOR	Approved Estimate 2019	Augmentation (Savigny) 2019	Revised Estimate 2019	MAIN Actual Expenditure 2019	L.C.D.A Actual 2019	CONSOLIDATED ACTUAL 2019	
		ECONOMIC SECTOR/FINANCIAL AND FISCAL AFFAIRS							
70112/022000100100		DEPARTMENT OF FINANCE AND SUPPLIES							
	23050120	Acquisition of Shares	2,000,000.00			2,000,000.00			
		TOTAL CAPITAL (F&S)	2,750,000.00			2,750,000.00			
AL/ADM CODE	ECONOMIC CODE	DETAILS OF CAPITAL EXPENDITURE AND SECTOR	Approved Estimate 2019	Augmentation (Savigny) 2019	Revised Estimate 2019	Actual Expenditure 2019	L.C.D.A Actual 2019	CONSOLIDATED ACTUAL 2019	
		ADM SECTOR/GENERAL PERSONNEL SERVICES							
70131/022000300100		DEPARTMENT OF BUDGET, PLANNING, RESEARCH AND STATISTICS							

		2301013	Purchase of Computers									
		2301014	Purchase of Computers Printers									
		2301015	Purchase of Photocopying Machine									
		2301017	Purchase Of Shredding Machines									
		2301018	Purchase of Scanners									
		2301020	Purchase of Canteen Kitchen Equipment-Utensils									
		2301039	Purchase of Routers Switches									
		2301040	Purchase of Ups/Inverters									
		2301041	Purchase of Computer Storage Device									
		2301042	Purchase of Networking Devices Peripherals									
		2301046	Purchase of Other Equipmen									
		2301010	Purchase of Computer Software Acquisition									
		2301011	Purchase of Furniture And Fittings									
		23010104	Purchas of Motor Cycles									
		23010105	Purchas of Motor Vehicles									
			SUB-TOTAL									
FUNCTIONAL/ADMINISTRATIVE CODE	ECONOMIC CODE	DETAILS OF CAPITAL EXPENDITURE AND SECTOR		Approved Estimate 2019	Augmentation (Savings) 2019	Revised Estimate 2019	Actual Expenditure 2019	I.C.D.A. Actual 2019	CONSOLIDATED ACTUAL 2019			
		ECONOMIC SECTOR/FINANCIAL AND FISCAL AFFAIRS										
		DEPARTMENT OF BUDGET, PLANNING, RESEARCH AND STATISTICS										
		230511	Counterpart Funding									
			TOTAL									
70112/022000300100												

		TOTAL CAPITAL FINANCIAL AND FISCAL AFFAIRS)	2,750,000.00		2,750,000.00			
FUNCTIONAL/ADM CODE	ECONOMIC CODE	DETAILS OF CAPITAL EXPENDITURE AND SECTOR	Approved Estimate 2019	Augmentation+ (Savigt) 2019	Revised Estimate 2019	Actual Expenditure 2019	L.C.D.A Actual 2019	CONSOLIDATED ACTUAL 2019
70131/023400100100		ADM SECT OR GENERAL PERSONNEL SERVICES						
		DEPARTMENT OF WORKS AND HOUSING						
	23010113	Purchase of Computers						
	23010114	Purchase of Computers Printers						
	23010115	Purchase of Photocopying Machine						
	23010117	Purchase Of Shredding Machines						
	23010118	Purchase of Scanners						
	23010120	Purchase of Canteen Kitchen Equipment Utensils						
	23010139	Purchase of Routers Swithes						
	23010140	Purchase of Ups Inverters						
	23010141	Purchase of Computer Storage Device						
	23010147	Purchase of Networking Devices Peripherals						
	23010146	Purchase of Other Equipmen						
	23010112	Purchase of Furniture And Fittings						
	23010121	Purchase of Residential Furnitures Motor Cycles						
	23010128	Purchase of Security Equipment						
	230101	Other Purchases-General						
	23010101	Purchase Acquisition of Land						
	23010102	Purchase of Office Buildings						
	23010103	Purchase of Residential Building						

		23010104	Purchase of Motor Cycles						
		23010105	Purchase of Motor Vehicles	15,000,000.00		15,000,000.00	12,000,000.00		12,000,000.00
		23010106	Purchase of Vans						
		23010107	Purchase of Trucks						
		23010108	Purchase of Buses						
		23010109	Purchase of Power Generating Sets						
		23010123	Purchase of Fire Fighting Equipment						
		23010129	Purchase of Industrial Equipment						
		23010131	Purchase of Navigation Equipment						
		23010153	Purchase of Surveying Equipment	10,000,000.00		10,000,000.00	7,144,575.00		7,144,575.00
		25010144	Purchase of Electronics/Electrical Equipment						
		23010149	Purchase of Geological/Geophysical Equipment						
		23010150	Purchase of Road Equipment/Tools						
			SUB-TOTAL	25,000,000.00		25,000,000.00	19,144,575.00		19,144,575.00
AI/ADM	ECONOMIC	DETAILS OF CAPITAL EXPENDITURE AND SECTOR		Approved Estimate 2019	Augmentation (Q/Saving)	Revised Estimate 2019	Actual Expenditure 2019	L.C.D.A Actual 2019	CONSOLIDATED ACTUAL 2019
7044/023400100100		ECONOMIC SECTOR/MINING, MANUFACTURING AND CONSTRUCTION							
		DEPARTMENT OF WORKS AND HOUSING							
		CONSTRUCTION/BUILDINGS-GENFRI							
70443									
		23020101	Construction/Provision of Office Buildings	27,000,000.00		27,000,000.00			
		23020102	Construction/Provision of Residential Buildings						
		23020104	Construction/Provision of Housing	4,000,000.00		4,000,000.00	965,622.00		965,622.00
		23020105	Construction/Provision of Water Facilities	12,000,000.00		12,000,000.00	1,727,850.00	142,100.00	1,869,950.00
		23020106	Construction/Provision of Hospital/Health Centres	3,000,000.00		3,000,000.00			
		23020107	Construction/Provision of Public Schools	4,000,000.00		4,000,000.00			
		23020111	Construction/Provision of Libraries						
		23020112	Construction/Provision of Sporting Facilities						

	23020113	Construction/Provision of A/C Units & Facilities	1,000,000.00						
					1,000,000.00				
	23020118	Construction/Provision of Infrastructures	2,950,000.00						
					2,950,000.00				
	23020120	Construction/Provision of Recreational Facilities							
	23020124	Construction of Markets/Motor Parks/Garages							
	23020125	Construction of Power Generating Sets							
	23020126	Construction/Provision Cemeteries							
	23020127	Construction/Provision of ICT Infrastructures							
	23020128	Construction/Provision of Road Signs & Fumitures							
		ROAD TRANSPORT							
70451									
	23020114	Construction of Roads (Lining, Dredging, Culverts, Drainage, Channelisation etc)	340,000,000.00						
					340,000,000.00	130,932,325.20	2,263,275.00	133,195,600.20	
		ELECTRICITY							
70435									
	23020103	Construction/Provision of Electricity							
	23020102	Rehabilitation/Repairs-Electricity							
		REHABILITATION -GENERAL							
	230301								
	23030101	Rehabilitation/Repairs of Residential Building							
	23030103	Rehabilitation/Repairs of Housing/Guest Houses	4,000,000.00						
					4,000,000.00	3,580,612.50		3,580,612.50	
	23030104	Rehabilitation/Repairs of Water Facilities	9,000,000.00						
					9,000,000.00	469,875.00	892,500.00	1,362,375.00	
	23030105	Rehabilitation/Repairs of Hospital/Health Centres	4,000,000.00						
					4,000,000.00		450,000.00	450,000.00	
	23030106	Rehabilitation/Repairs of Public Schools	4,000,000.00						
					4,000,000.00				
	23030109	Rehabilitation/Repairs of Fire Fighting Stations							
	23030110	Rehabilitation/Repairs of Libraries							
	23030111	Rehabilitation/Repairs of Sporting centres							
	23030112	Rehabilitation/Repairs of Agricultural Facilities							
	23030113	Rehabilitation/Repairs of Roads	35,000,000.00						
					35,000,000.00	8,396,920.00	21,066,063.75	29,462,983.75	
	23030118	Rehabilitation/Repairs of Recreational Facilities							
	23030119	Rehabilitation/Repairs of Navigational Equipment							
	23030121	Rehabilitation/Repairs of Office Buildings	4,000,000.00						
					4,000,000.00	506,000.00	83,700.00	589,700.00	
	23030122	Rehabilitation/Repairs of Boundries							

		23030123	Rehabilitation/Repairs of Traffic Street Lights									
		23030124	Rehabilitation/Repairs of Markets/Parks	17,500,000.00		17,500,000.00						
		23030125	Rehabilitation/Repairs of Power Generating Sets									
		23030126	Rehabilitation/Repairs of Cementries									
		23030127	Rehabilitation/Repairs of ICT Infrastructures									
		23030128	Rehabilitation/Repairs of Roads Signs and Furniture									
		23040107	Preparation/Execution of Master/Regional Plans	5,000,000.00		5,000,000.00						
		23050109	Special Projects and Assessments	6,000,000.00		6,000,000.00	1,667,000.00	1,655,000.00	3,322,000.00			
		23050114	Compensation for Acquire Landed Property									
		23050119	Contingencies-Capital	4,000,000.00		4,000,000.00	2,000,000.00		7,000,000.00			
			SUB-TOTAL	486,450,000.00		486,450,000.00	150,246,204.70	26,552,638.75	176,798,843.45			
			TOTAL CAPITAL (WORKS AND HOUSING)	511,450,000.00		511,450,000.00	169,390,779.70	26,552,638.75	195,943,418.45			
FUNCTIONAL/ADM	ECONOMIC CODE	DETAILS OF CAPITAL EXPENDITURE AND SECTOR		Approved Estimate 2019	Augmentation (or Savings) 2019	Revised Estimate 2019	Actual Expenditure 2019	L.C.D.A. Actual 2019	CONSOLIDATED ACTUAL 2019			
		ADM SECTOR/GENERAL PERSONNEL SERVICES										
		DEPARTMENT OF COMMUNITY DEVELOPMENT AND CULTURE										
70131/055100300100		23010113	Purchase of Computers									
		23010114	Purchase of Computers/Printers									
		23010115	Purchase of Photocopying Machine									
		23010116	Purchase of Typewriters									
		23010117	Purchase Of Shredding Machines									
		23010118	Purchase of Scanners									
		23010120	Purchase of Canteen/Kitchen Equipment/Utensils									
		23010119	Purchase of Routers/Switches									
		23010140	Purchase of Ups/Inverters									
		23010141	Purchase of Computer Storage Device									
		23010142	Purchase of Networking Devices/Peripherals									
		23010146	Purchase of Other Equipment	1,500,000.00		1,500,000.00						
		23010102	Purchase of Computer Software Acquisition									

	23010112	Purchase of Furniture And Fixings							
	23010121	Purchase of Residential Furnitures/Motor Cycles							
	23010125	Purchase of Library Books & Equipment							
	23010128	Purchase of Security Equipment							
	25010104	Purchase of Motor Cycles							
	23010105	Purchase of Motor Vehicles							
	23010108	Purchase of Buses							
		SI B-TOTAL	1,500,000.00		1,500,000.00				
FUNCTION	ECONOMIC	DETAILS OF CAPITAL EXPENDITURE AND	Approved Estimate 2019	Augmentation (+) / Savings (-) 2019	Revised Estimate 2019	Actual Expenditure 2019	I.C.D.A Actual 2019	CONSOLIDATED ACTUAL 2019	
AL/ADM	CODE	SECTOR							
70460055100300100		SOCIO SECTOR/COMMUNICATION AND COMMUNITY DEVELOPMENT							
		DEPARTMENT OF COMMUNITY DEVELOPMENT AND CULTURE COMMUNICATION							
70460									
	23010143	Purchase of Cameras	50,000.00		50,000.00				
	23010145	Purchase of Projectors	150,000.00		150,000.00				
	23010148	Purchase of Books							
	23010125	Purchase of Library Books & Equipment							
		SUB-TOTAL CAPITAL	200,000.00		200,000.00				
70620		COMMUNITY DEVELOPMENT	Approved Estimate 2019	Augmentation (+) / Savings (-) 2019	Revised Estimate 2019	Actual Expenditure 2019	I.C.D.A Actual 2019	CONSOLIDATED ACTUAL 2019	
	23010124	Purchase Of Teaching Learning And Equipment							
	23050110	Educational Programme	6,800,000.00		6,800,000.00	300,000.00	200,000.00	500,000.00	
	23050111	Constituency Projects/ Empowerment	6,500,000.00		6,500,000.00	300,000.00		300,000.00	
	2305011101	Women Empowerment Programmes							
	2305011102	L.E.M.A							
	2305011103	Advocacy Enlightenment Programmes							
	2305011104	Projects for Physically Challenged							

705011105 Welfare and Social Services

YOUTH, SPORTS AND RECREATION

23010129	Purchase of Sporting/Gaming Equipments					156,000.00		156,000.00
23010130	Purchase of Recreational Facilities							
23010131	Sporting programmes/Activities							
23010132	Youth Development Programmes							
	SUB-TOTAL CAPITAL	13,300,000.00			13,300,000.00	1,056,000.00	200,000.00	1,256,000.00
	TOTAL CAPITAL (COMMUNITY DEVELOPMENT)	15,000,000.00			15,000,000.00	1,056,000.00	200,000.00	1,256,000.00

AL/ADM CODE	ECONOMIC CODE	DETAILS OF CAPITAL EXPENDITURE AND SECTOR	Approved Estimate 2019	Augmentation (+) Savings (-) 2019	Revised Estimate 2019	Actual Expenditure 2019	L.C.D.A. Actual 2019	CONSOLIDATED ACTUAL 2019
		ADM SECTOR/GENERAL PERSONNEL SERVICES						
70131/052100100100		DEPARTMENT OF PRIMARY HEALTH CARE						
	23010113	Purchase of Computers						
	23010114	Purchase of Computers/Printers						
	23010115	Purchase of Photocopying Machine						
	23010116	Purchase of Typewriters						
	23010117	Purchase Of Shredding Machines						
	23010118	Purchase of Scanners						
	23010120	Purchase of Canteen/Kitchen Equipment/Utensils						
	23010139	Purchase of Routers/Switches						
	23010140	Purchase of Ups/Inverters						
	23010141	Purchase of Computer Storage Device						
	23010142	Purchase of Networking Devices/Peripherals						
	23010146	Purchase of Other Equipmen						
	23010107	Purchase of Computer Software Acquisition						
	23010112	Purchase of Furniture And Fixings						
	23010121	Purchase of Residential Machines/Motor Cycles						

		23010105	Purchase of Motor Cycles						
		23010105	Purchase of Motor Vehicles						
		23010108	Purchase of Buses						
			SUB-TOTAL CAPITAL						
AL/ADM CODE	ECONOMIC CODE	DETAILS OF CAPITAL EXPENDITURE AND SECTOR		Approved Estimate 2019	Augmentation (+/Savings) 2019	Revised Estimate 2019	Actual Expenditure 2019	L.C.D.A Actual 2019	CONSOLIDATED ACTUAL 2019
70740/052100100100		SOCIO SECTOR/PUBLIC HEALTH SERVICES							
		DEPARTMENT OF PRIMARY HEALTH CARE							
	23010122	PURCHASE OF HEALTH/MEDICAL EQUIPMENT		15,000,000.00			4,945,000.00	2,650,000.00	
	2301012201	Medical/Maternity Serv (Family Planning, Malaria Control etc)							
	2301012202	Disease Surveillance, Control and Prevention							
	2301012203	LACA							
	2301012204	Public Enlightenment Campaigns							
	2301012205	Immunization Programmes							
	2301012206	Monitoring and Evaluation							
	2301012207	Health Equipment							
		SUB-TOTAL CAPITAL		15,000,000.00			4,945,000.00	2,650,000.00	
		TOTAL CAPITAL (PIC)		15,000,000.00			4,945,000.00	2,650,000.00	
FUNCTION AL/ADM CODE	ECONOMIC CODE	DETAILS OF CAPITAL EXPENDITURE AND SECTOR		Approved Estimate 2019	Augmentation (+/Savings) 2019	Revised Estimate 2019	Actual Expenditure 2019	L.C.D.A Actual 2019	CONSOLIDATED ACTUAL 2019
70131/053500100100		ADM SECTOR/GENERAL PERSONNEL SERVICES							
		DEPARTMENT OF ENVIRONMENTAL SANITATION							
	23010113	Purchase of Computers							
	23010114	Purchase of Computers Printers							
	23010130	Purchase of Canteen Kitchen Equipment Utensils							
	23010140	Purchase of Ups Inverters							
	23010141	Purchase of Computer Storage Device							
	23010146	Purchase of Other Equipmen							

		2301011 Purchase of Furniture And Fixtures							
		23010101 Purchase of Motor Cycles							
		23010105 Purchase of Motor Vehicles							
		23010108 Purchase of Buses							
		SUB-TOTAL CAPITAL							
AL/ADM CODE	ECONOMIC CODE	DETAILS OF CAPITAL EXPENDITURE AND SECTOR	Approved Estimate 2019	Augmentation(+)/Savings (-) 2019	Revised Estimate 2019	Actual Expenditure 2019	L.C.D.A. Actual 2019	CONSOLIDATED ACTUAL 2019	
		SOCIO SECTOR/ENVIRONMENTAL PROTECTION							
70510/053500100100		DEPARTMENT OF ENVIRONMENTAL SANITATION							
		WASTE MANAGEMENT							
		23040102 Erosion and Flood Control (Desilting)	6,000,000.00		6,000,000.00		330,000.00	330,000.00	
		23040103 Wildlife Conservation							
		23040104 Industrial Pollution, Prevention & Control/Environmental Sanitation	25,000,000.00		25,000,000.00	16,094,500.00	5,363,650.00	21,388,150.00	
		POLLUTION CONTROL							
		23040105 Water Pollution Prevention & Control	2,000,000.00		2,000,000.00	120,000.00		120,000.00	
		23040106 Beautification & Landscaping	2,000,000.00		2,000,000.00		60,000.00	60,000.00	
		SUB-TOTAL CAPITAL	35,000,000.00		35,000,000.00	16,214,500.00	5,653,650.00	21,868,150.00	
		TOTAL CAPITAL (ENVIRONMENTAL)	35,000,000.00		35,000,000.00	16,214,500.00	5,653,650.00	21,868,150.00	
ADM CODE	ECONOMIC CODE	DETAILS OF OVERHEAD COST OFFICE OF THE LOCAL GOVERNMENT CHAIRMAN	Approved Estimate 2019	Augmentation(+)/Savings (-) 2019	Revised Estimate 2019	Actual Expenditure 2019	L.C.D.A. Actual 2019	CONSOLIDATED ACTUAL 2019	
		220201 TRAVEL AND TRANSPORT GENERAL							
011100100100		22020101 Local Travel & Transport Training							
		22020102 Local Travel & Transport Others	10,000,000.00		10,000,000.00	1,273,400.00	403,000.00	1,676,400.00	
		22020103 International Travel & Transport Training							
		22020104 International Travel & Transport Others							
		SUB TOTAL	10,000,000.00		10,000,000.00	1,273,400.00	403,000.00	1,676,400.00	

220202	UTILITIES-GENERAL						
22020202	Telephone Charges						
22020203	Internet Access Charges						
	SUB-TOTAL						
220203	MATERIALS & SUPPLIES-GENERAL						
22020301	Office Stationaries/Computer Consumables	100,000.00		100,000.00			
22020302	Food Stuff/Catering Materials/Supplies						
	SUB-TOTAL	100,000.00		100,000.00			
220204	MAINTENACE SERVICES-GENERAL						
22020401	Maint. Of Motor Vehicle/Transport Equipment						
22020402	Maintenance of Office Furnitures						
22020404	Maintenance of Office IT Equipments						
22020405	Maintenance of Plants /Generators						
22020407	Imprest	2,000,000.00		2,000,000.00			
22020409	Upkeep Allowance	2,000,000.00		2,000,000.00	1,070,000.00	1,070,000.00	2,140,000.00
	SUB-TOTAL	4,000,000.00		4,000,000.00	1,070,000.00	1,070,000.00	2,140,000.00
220205	TRAINING-GENERAL						
22020501	Local Training						
22020502	International Training						
	SUB-TOTAL						
220206	OTHER SERVICE- GENERAL						
22020601	Security Services	5,500,000.00		5,500,000.00	770,000.00	125,000.00	895,000.00
22020604	Security Vote (Including Operations)	6,000,000.00		6,000,000.00	1,150,000.00	2,125,000.00	3,275,000.00
	SUB-TOTAL	11,500,000.00		11,500,000.00	1,920,000.00	2,250,000.00	4,170,000.00
220208	FUEL & LUBRICANTS- GENERAL						

	22020801	Motor Vehicle Fuel Cost							
	22020802	Plant Generator Fuel Cost							
		SUB-TOTAL							
	220210	MISCELLANEOUS EXPENSES-GENERAL							
	22021001	Refreshment & Meals	6,000,000.00		6,000,000.00	1,100,000.00	590,000.00	1,690,000.00	
	22021004	Medical Expenses-Local							
	22021007	Welfare Packages (Up-keep/financial Asst / Donation)	3,000,000.00		3,000,000.00	450,000.00		450,000.00	
	220210029	Other Expenses	7,000,000.00		7,000,000.00	1,608,100.00	343,700.00	1,951,800.00	
	220210033	Contingencies-Other Recurrent Costs							
		SUB-TOTAL	16,000,000.00		16,000,000.00	3,158,100.00	933,700.00	4,091,800.00	
		TOTAL OVERHEAD COST	41,600,000.00		41,600,000.00	7,421,500.00	4,656,700.00	12,078,200.00	
ADM CODE	ECONOMIC CODE	DETAILS OF OVERHEAD COST SECRETARY TO THE LOCAL	Approved Estimate 2019	Augmentation(+)/Saving(-) 2019	Revised Estimate 2019	Actual Expenditure 2019	L.C.D.A. Actual 2019	CONSOLIDATED ACTUAL 2019	
01110130010	220201	TRAVEL AND TRANSPORT-GENERAL							
	22020101	Local Travel & Transport Training							
	22020102	Local Travel & Transport Others	1,200,000.00		1,200,000.00				
	22020103	International Travel & Transport Training							
	22020104	International Travel & Transport Others							
		SUB-TOTAL	1,200,000.00		1,200,000.00				
	220202	UTILITIES-GENERAL							
	22020202	Telephone Charges							
	22020203	Internet Access Charges							
		SUB-TOTAL							
	220203	MATERIALS & SUPPLIES-GENERAL							
	22020301	Office Stationeries Computer Consumables							
	22020302	Food Stuff/Catering Materials Supplies							

	SUB-TOTAL						
220204	MAINTENANCE SERVICES-GENERAL						
22020401	Maint. Of Motor Vehicle Transport Equipment						
22020402	Maintenance of Office Furnitures						
22020404	Maintenance of Office IT Equipments						
22020405	Maintenance of Plants /Generators						
22020407	Imprest	1,200,000.00		1,200,000.00			
22020409	Upkeep Allowance	1,000,000.00		1,000,000.00			
	SUB-TOTAL	2,200,000.00		2,200,000.00			
220205	TRAINING-GENERAL						
22020501	Local Training						
22020502	International Training						
	SUB-TOTAL						
220206	OTHER SERVICE- GENERAL						
22020601	Security Services						
22020604	Security Votc (Including Operatons)				525,000.00		525,000.00
	SUB-TOTAL				525,000.00		525,000.00
220208	FUEL & LUBRICANTS- GENERAL						
22020801	Motor Vehicle Fuel Cost						
22020802	Plant/Generator Fuel Cost						
	SUB-TOTAL						
220210	MISCELLANEOUS EXPENSES-GENERAL						
22021001	Refreshment & Meals		200,000.00	200,000.00			
22021004	Medical Expenses-Local						
22021007	Welfare Packages (Up-keep/Financial Asst / Donation)	250,000.00		250,000.00		350,000.00	350,000.00

		220210029 Other Expenses							
		220210033 Contingencies Other Recurrent Costs							
		SUB-TOTAL	450,000.00		450,000.00	350,000.00		350,000.00	
		TOTAL OVERHEAD COST	3,850,000.00		3,850,000.00	875,000.00		875,000.00	
ADM	ECONOMIC	DETAILS OF OVERHEAD COST	Approved Estimate 2019	Augmentation (Savings)	Revised Estimate 2019	Actual Expenditure 2019	U.C.D.A. Actual	CONSOLIDATED	
CODE	CODE	INTERNAL AUDIT		2019			2019	ACTUAL 2019	
	220201	TRAVEL AND TRANSPORT GENERAL							
01111830001									
	22020101	Local Travel & Transport Training							
	22020102	Local Travel & Transport Others	150,000.00		150,000.00	50,000.00	12,000.00	42,000.00	
	22020103	International Travel & Transport Training							
	22020104	International Travel & Transport Others							
		SUB-TOTAL	150,000.00		150,000.00	50,000.00	12,000.00	42,000.00	
	220202	UTILITIES-GENERAL							
	22020202	Telephone Charges							
	22020203	Internet Access Charges							
		SUB-TOTAL							
	220203	MATERIALS & SUPPLIES-GENERAL							
	22020301	Office Stationaries/Computer Consumables							
	22020302	Food Stuff/Catering Materials Supplies	100,000.00		100,000.00		10,000.00	10,000.00	
		SUB-TOTAL	100,000.00		100,000.00		10,000.00	10,000.00	
	220204	MAINTENANCE SERVICES-GENERAL							
	22020401	Main. Of Motor Vehicle/Transport Equipment							
	22020402	Maintenance of Office Furniture							
	22020404	Maintenance of Office IT Equipments							
	22020405	Maintenance of Plants Generators							

	22020407	Imprest	500,000.00		500,000.00				
	22020408	Lease Allowance							
		SUB-TOTAL	500,000.00		500,000.00				
	220205	TRAINING-GENERAL							
	22020501	Local Training							
	22020502	International Training							
		SUB-TOTAL							
	220207	CONSULTING & PROFESSIONAL SERVICES- GENERAL							
	22020701	Financial Consulting							
	22020702	Auditing of Accounts							
		SUB-TOTAL							
	220208	FUEL & LUBRICANTS- GENERAL							
	22020801	Motor Vehicle Fuel Cost							
		SUB-TOTAL							
	220210	MISCELLANEOUS EXPENSES-GENERAL							
	22021001	Refreshment & Meals							
	22021004	Medical Expenses-Local							
	22021007	Welfare Packages (Up-keep, Financial Asst. Donation)							
	220210079	Other Expenses							
	220210033	Contingencies-Other Recurrent Costs							
		SUB-TOTAL							
		TOTAL OVERHEAD COST	750,000.00		750,000.00	30,000.00	22,000.00	52,000.00	
ADM CODE	ECONOMIC CODE	DETAILS OF OVERHEAD COST -THE COUNCIL	Approved Estimate 2019	Augmentation (Savigl-) 2019	Revised Estimate 2019	Actual Expenditure 2019	L.C.D.A. Actual 2019	CONSOLIDATED ACTUAL 2019	
	220201	TRAVEL AND TRANSPORT-GENERAL							
01120010100	22020101	Local Travel & Transport Training							
	22020102	Local Travel & Transport Others	500,000.00		500,000.00	760,000.00		760,000.00	

22020101	International Travel & Transport Training						
22020102	International Travel & Transport Others						
	SUB-TOTAL	500,000.00		500,000.00	760,000.00		760,000.00
220202	FILITIES GENERAL						
22020202	Telephone Charges						
22020203	Internet Access Charges						
	SUB-TOTAL						
220203	MATERIALS & SUPPLIES-GENERAL						
22020301	Office Stationaries Computer Consumables						
22020302	Food Stuff/Catering Materials/Supplies						
	SUB-TOTAL						
220204	MAINTENANCE SERVICES-GENERAL						
22020401	Maint. Of Motor Vehicle/Transport Equipment						
22020402	Maintenance of Office Furnitures						
22020404	Maintenance of Office IT Equipments						
22020405	Maintenance of Plants /Generators						
22020407	Imprest	1,200,000.00		1,200,000.00			
22020409	Upkeep	1,000,000.00		1,000,000.00			
	SUB-TOTAL	2,200,000.00		2,200,000.00			
220205	TRAINING-GENERAL						
22020501	Local Training						
22020502	International Training						
	SUB-TOTAL						
220207	CONSULTING & PROFESSIONAL SERVICES- GENERAL						

	22020701	Financial Consulting							
	22020702	Auditing of Accounts							
		SUB-TOTAL							
	220208	FUEL & LUBRICANTS-GENERAL							
	22020801	Motor Vehicle Fuel Cost							
		SUB-TOTAL							
	220210	MISCELLANEOUS EXPENSES-GENERAL							
	22021001	Refreshment & Meals	500,000.00		500,000.00		47,500.00	47,500.00	
	22021002	Honorarium & Sitting Allowance	2,600,000.00		2,600,000.00		600,000.00	600,000.00	
	22021004	Medical Expenses-Local							
	22021007	Welfare Packages (Up-keep/Financial Asst./Donation)							
	220210029	Other Expenses							
	220210033	Contingencies-Other Recurrent Costs							
		SUB-TOTAL	3,100,000.00		3,100,000.00		647,500.00	647,500.00	
		TOTAL OVERHEAD COST	5,800,000.00		5,800,000.00	760,000.00	647,500.00	1,407,500.00	
ADM CODE	ECONOMIC CODE	DETAILS OF OVERHEAD COST: HEAD OF LOCAL GOVERNMENT ADMINISTRATION	Approved Estimate 2019	Augmentation (Savings) 2019	Revised Estimate 2019	Actual Expenditure 2019	L.C.D.A. Actual 2019	CONSOLIDATED ACTUAL 2019	
01250010010	220201	TRAVEL AND TRANSPORT-GENERAL							
	22020101	Local Travel & Transport Training							
	22020102	Local Travel & Transport Others	1,000,000.00		1,000,000.00	376,000.00		376,000.00	
	22020103	International Travel & Transport Training							
	22020104	International Travel & Transport Others							
		SUB-TOTAL	1,000,000.00		1,000,000.00	376,000.00		376,000.00	
	220202	UTILITIES-GENERAL							
	22020202	Telephone Charges							
	22020203	Internet Access Charges							

		SUB-TOTAL							
	220210	MISCELLANEOUS EXPENSES-GENERAL							
	22021001	Refreshment & Meals							
	22021004	Medical Expenses-Local							
	22021007	Welfare Packages (Up keep/Financial Asst./Donation)							
	22021008	Subscription To Professional Bodies							
	22021009	Other Expenses							
	22021003	Contingencies-Other Recurrent Costs							
		SUB-TOTAL							
		TOTAL OVERHEAD COST	2,000,000.00		2,000,000.00	376,000.00		376,000.00	
ADM CODE	ECONOMIC CODE	DETAILS OF OVERHEAD COST DEPARTMENT OF GENERAL	Approved Estimate 2019	Augmentation (+) Savings (-) 2019	Revised Estimate 2019	Actual Expenditure 2019	L.C.D.A. Actual 2019	CONSOLIDATED ACTUAL 2019	
	220201	TRAVEL AND TRANSPORT-GENERAL							
01250010010	22020101	Local Travel & Transport Training	5,000,000.00		5,000,000.00				
	22020102	Local Travel & Transport Others	2,500,000.00		2,500,000.00	342,000.00	728,300.00	1,070,300.00	
	22020103	International Travel & Transport Training							
	22020104	International Travel & Transport Others							
		SUB-TOTAL	7,500,000.00		7,500,000.00	342,000.00	728,300.00	1,070,300.00	
	220202	UTILITIES-GENERAL							
	22020201	Electricity Charges							
			1,000,000.00		1,000,000.00	541,803.69		541,803.69	
	22020202	Telephone Charges							
	22020203	Internet Access Charges							
			2,500,000.00		2,500,000.00				
		SUB-TOTAL	3,500,000.00		3,500,000.00	541,803.69		541,803.69	
	220203	MATERIALS & SUPPLIES-GENERAL							
	22020301	Office Stationeries Computer Consumables	1,800,000.00		1,800,000.00	831,500.00	413,500.00	1,245,000.00	

22020305	Printing of Non Security Documents			2,000,000.00	117,500.00	517,000.00	624,500.00
22020306	Printing of Security Documents	2,500,000.00		2,500,000.00	57,000.00	118,000.00	175,000.00
22020302	Food Staff Catering Materials Supplies						
22020301	Office Stationery/ Computer Consumables						
22020302	Food Staff Catering Materials Supplies						
	SUB-TOTAL		6,300,000.00	6,300,000.00	996,000.00	1,048,500.00	2,044,500.00
	220204 MAINTENANCE SERVICES-GENERAL						
22020401	Maint. Of Motor Vehicle/Transport Equipment						
22020402	Maintenance of Office Furnitures						
22020404	Maintenance of Office #IT Equipments						
22020405	Maintenance of Plants #Generators						
22020407	Imprest	1,500,000.00		1,500,000.00	70,712.89		
22020408	Leave Allowance						
	SUB-TOTAL		1,500,000.00	1,500,000.00	70,712.89		
	220205 TRAINING-GENERAL						
22020501	Local Training						
22020502	International Training						
	SUB-TOTAL						
	220206 OTHER SERVICES - GENERAL						
22020601	SECURITY SERVICES						
22020602	OFFICE RENT						
22020603	RESIDENTIAL RENT	3,000,000.00		3,000,000.00	670,000.00		670,000.00
	SUB-TOTAL		3,000,000.00	3,000,000.00	670,000.00		670,000.00
	220207 CONSULTING & PROFESSIONAL SERVICES- GENERAL						
22020703	Legal Services	1,500,000.00		1,500,000.00	250,000.00		250,000.00

	SUB-TOTAL	1,500,000.00	1,500,000.00	250,000.00		250,000.00
220208	FUEL & LUBRICANTS-GENERAL					
22020801	Motor Vehicle Fuel Cost					
22020802	Other Transport Equipment Fuel Cost					
22020803	Plant Generator Fuel Cost					
	SUB-TOTAL					
220210	MISCELLANEOUS EXPENSES-GENERAL					
22021001	Refreshment & Meals	15,000,000.00	15,000,000.00	2,583,000.00	6,031,500.00	8,613,500.00
22021004	Medical Expenses-Local					
22021006	Postages & Courier Services					
22021007	Welfare Packages (Up-keep/Financial Asst / Donation)					
22021008	Subscription To Professional Bodies					
220210020	Election-Logistics Support					
220210021	Special Days/Celebrations	15,000,000.00	15,000,000.00	325,000.00		325,000.00
220210024	Pilgrimage And Religious Festivals					
220210029	Other Expenses(Financial Asst,Donation,Other logistics)	7,000,000.00	7,000,000.00	418,000.00	603,000.00	1,051,000.00
220210030	Public Enlightenment Programme	12,000,000.00	12,000,000.00	2,140,000.00	2,994,000.00	5,134,000.00
220210033	Contingencies-Other Recurrent Costs					
	SUB-TOTAL	49,000,000.00	49,000,000.00	5,495,000.00	9,628,500.00	15,123,500.00
2204	GRANTS AND CONTRIBUTION-GENERAL					
220401	Local Grants and Contribution					
22040111	Contribution To Traditional Council					
22040117	Contribution Min. for LG/Bureau for Adm Expenses	8,000,000.00	8,000,000.00	493,000.00		493,000.00
22040113	Contribution To Ecological Fund					
	SUB-TOTAL	8,000,000.00	8,000,000.00	493,000.00		493,000.00

	2205	SUBSIDIES-GENERAL							
	220501	Subsidies To Public/ Public Institution							
	22050102	Nical Subsidy							
	22050108	Religious Pilgrimage Subsidy							
		SUB-TOTAL							
		TOTAL OVERHEAD COST	80,300,000.00		80,300,000.00	8,858,516.58	11,405,300.00	20,193,103.69	
ADM CODE	ECONOMIC DEPARTMENT OF AGRICULTURE AND	DEPARTMENTS OF OVERHEAD COST	Approved Estimate 2019	Augmentation(+)/Savign	Revised Estimate 2019	Actual Expenditure 2019	L.C.D.A Actual	CONSOLIDATED	
	220201	TRAVEL AND TRANSPORT-GENERAL		(-) 2019			2019	ACTUAL 2019	
02150010010									
	22020101	Local Travel & Transport Training							
	22020102	Local Travel & Transport Others	150,000.00		150,000.00	194,000.00		194,000.00	
	22020103	International Travel & Transport Training							
	22020104	International Travel & Transport Others							
		SUB-TOTAL	150,000.00		150,000.00	194,000.00		194,000.00	
	220202	UTILITIES-GENERAL							
	22020201	Electricity Charges				70,000.00		70,000.00	
	22020202	Telephone Charges							
	22020203	Internet Access Charges							
		SUB-TOTAL				70,000.00		70,000.00	
	220203	MATERIALS & SUPPLIES-GENERAL							
	22020301	Office Stationaries/Computer Consumables				25,000.00		25,000.00	
	22020305	Printing of Non Security Documents							
	22020306	Printing of Security Documents							
	22020308	Field & Camping Materials/Supplies							
	22020310	Teaching Aids/Instructions Materials							
	22020311	Food Stuff/Catering Materials/Supplies							

	SUB-TOTAL						25,000.00		25,000.00
	220204 MAINTENANCE SERVICES-GENERAL								
	22020401 Maintenance of Motor Vehicle Transport Equipment								
	22020402 Maintenance of Office Furnitures								
	22020404 Maintenance of Office IT Equipments								
	22020405 Maintenance of Plants - Generators								
	22020407 Imprest		850,000.00			850,000.00			
	22020408 Leave Allowance								
	SUB-TOTAL		850,000.00			850,000.00			
	220205 TRAINING-GENERAL								
	22020501 Local Training								
	22020502 International Training								
	SUB-TOTAL								
	220207 CONSULTING & PROFESSIONAL SERVICES-GENERAL								
	22020703 Legal Services								
	SUB-TOTAL								
	220208 FUEL & LUBRICANTS- GENERAL								
	22020801 Motor Vehicle Fuel Cost								
	22020802 Other Transport Equipment Fuel Cost								
	22020803 Plant/Generator Fuel Cost								
	SUB-TOTAL								
	220210 MISCELLANEOUS EXPENSES-GENERAL								
	22021001 Refreshment & Meals								
	22021004 Medical Expenses-Local		2,000,000.00			2,000,000.00			
	22021006 Postages & Courier Services								

	22021007	Welfare Packages (i.e. keep financial Asst Donation)							
	22021008	Subscription To Professional Bodies							
	220210020	LECTION- Logistics Support							
	220210021	Special Days/ Celebrations							
	220210024	Pilgrimage And Religious Festivals	1,000,000.00		1,000,000.00	250,000.00		250,000.00	
	220210029	Other Expenses (Financial Asst Donation Other logistics)	750,000.00		750,000.00	85,000.00	137,300.00	222,300.00	
	220210030	Public Enlightenment Programme	3,500,000.00		3,500,000.00	350,000.00	957,400.00	1,307,400.00	
	220210032	Fair, Festival, Expo and Summit	750,000.00		750,000.00				
	220210033	Contingencies Other Recurrent Costs							
		SUB-TOTAL	8,000,000.00		8,000,000.00	685,000.00	1,094,700.00	1,779,700.00	
		TOTAL OVERHEAD COST	9,000,000.00		9,000,000.00	974,000.00	1,094,700.00	2,068,700.00	
ADM CODE	ECONOMIC CODE	DETAILS OF OVERHEAD COST DEPARTMENT OF FINANCE AND SUPPLIES	Approved Estimate 2019	Augmentation (or Saving) 2019	Revised Estimate 2019	Actual Expenditure 2019	I.C.D.A. Actual 2019	CONSOLIDATED ACTUAL 2019	
	220201	TRAVEL AND TRANSPORT-GENERAL							
02:00100100	22020101	Local Travel & Transport Training							
	22020102	Local Travel & Transport Others	1,500,000.00		1,500,000.00	142,000.00	37,600.00	179,600.00	
	22020103	International Travel & Transport Training							
	22020104	International Travel & Transport Others							
		SUB-TOTAL	1,500,000.00		1,500,000.00	142,000.00	37,600.00	179,600.00	
	220202	UTILITIES-GENERAL							
	22020201	Electricity Charges							
	22020202	Telephone Charges							
	22020203	Internet Access Charges							
		SUB-TOTAL							
	220203	MATERIALS & SUPPLIES-GENERAL							

22020301	Office Stationery Computer Assemblies	1,500,000.00	1,500,000.00	238,800.00	82,700.00	521,500.00
22020305	Printing of Non Security Documents	2,750,000.00	2,750,000.00	150,000.00	152,475.00	282,475.00
22020306	Printing of Security Documents	2,750,000.00	2,750,000.00	30,000.00	3,000.00	33,000.00
22020302	Food Staff Catering Materials Supplies	-	-	-	-	-
22020312	Production Publication and circulation of annual financial statement	750,000.00	750,000.00	-	15,000.00	15,000.00
22020313	Production of Report To Public Account Committee (PAC)	500,000.00	500,000.00	150,000.00	-	150,000.00
	SUB-TOTAL	8,250,000.00	8,250,000.00	548,800.00	253,175.00	801,975.00
220204	MAINTENANCE SERVICES GENERAL	-	-	-	-	-
22020401	Maint. Of Motor Vehicle/Transport Equipment	250,000.00	250,000.00	-	-	-
22020402	Maintenance of Office Furnitures	-	-	-	-	-
22020404	Maintenance of Office IT Equipments	-	-	-	-	-
22020405	Maintenance of Plants & Generators	-	-	-	-	-
22020407	Imprest	1,800,000.00	1,800,000.00	4,349,500.00	3,439,625.00	7,789,125.00
22020408	Leave Allowance	16,050,000.00	16,050,000.00	62,237.68	-	62,237.68
	SUB-TOTAL	18,050,000.00	18,050,000.00	4,411,737.68	3,439,625.00	7,789,125.00
220205	TRAINING-GENERAL	-	-	-	-	-
22020501	Local Training	-	-	-	-	-
22020502	International Training	-	-	-	-	-
	SUB-TOTAL	-	-	-	-	-
220207	CONSULTING & PROFESSIONAL SERVICES- GENERAL	-	-	-	-	-
22020701	Financial Consulting	-	-	-	-	-
22020709	Auditing of Accounts	3,600,000.00	3,600,000.00	600,000.00	-	600,000.00
	SUB-TOTAL	3,600,000.00	3,600,000.00	600,000.00	-	600,000.00
220208	FUEL & LUBRICANTS- GENERAL	-	-	-	-	-
22020801	Motor Vehicle Fuel Cost	-	-	-	-	-
22020802	Other Transport Equipment Fuel Cost	-	-	-	-	-

2202080	Traffic Generator Fuel Cost							
	SUB-TOTAL							
2202090	FINANCIAL CHARGES GENERAL							
22020901	Bank Charges (Other Than Interest)	1,000,000.00		1,000,000.00	17,497.10	565,665.67	583,162.77	
22020902	Insurance Premium	1,500,000.00		1,500,000.00				
22020903	Other CRF Bank Charges							
22020904	Domestic Interest Discount-Short Term Borrowings							
	SUB-TOTAL	2,500,000.00		2,500,000.00	17,497.10	565,665.67	583,162.77	
220210	MISCELLANEOUS EXPENSES GENERAL							
22021001	Refreshment & Meals	3,000,000.00		3,000,000.00	616,500.00	1,935,000.00	2,551,500.00	
22021004	Medical Expenses-Local							
22021007	Welfare Packages (Employee Financial Assst/ Donation)							
22021009	Other Expenses (Imprest)	2,250,000.00		2,250,000.00	1,164,500.00	1,070,000.00	2,234,500.00	
220210030	Public Enlightenment Programing							
220210033	Contingencies-Other Recurrent Costs							
	SUB-TOTAL	5,250,000.00		5,250,000.00	1,781,000.00	3,005,000.00	4,786,000.00	
2204	GRANTS AND CONTRIBUTION GENERAL							
220401	Local Grants and Contribution							
22040111	Contribution To Traditional Council							
22040112	Contribution Min for LG Bureau for Adm Expenses							
22040113	Contribution To Ecological Fund							
	SUB-TOTAL							
2207	TRANSFER TO OTHER FUND							
22070101	Transfer To CDF (LCDA)				67,563,016.47		67,563,016.47	
22070102	Transfer To Sovereign Wealth Fund							

	22020103	Transfer To Sinking Fund							
		SUB-TOTAL					67,563,016.47		67,563,016.47
		TOTAL OVERHEAD COST	39,150,000.00		39,150,000.00		75,064,051.25	7,301,065.67	82,302,879.24
ADM CODE	ECONOMIC CODE	DETAILS OF OVERHEAD COST	Approved Estimate 2019	Augmentation (+) Savings (-) 2019	Revised Estimate 2019	Actual Expenditure 2019	F C D A Actual 2019	CONSOLIDATED ACTUAL 2019	
	220201	TRAVEL AND TRANSPORT-GENERAL							
02200030010	22020101	Local Travel & Transport Training							
	22020102	Local Travel & Transport Others	500,000.00		500,000.00	200,000.00	17,500.00	217,500.00	
	22020103	International Travel & Transport Training							
	22020104	International Travel & Transport Others							
		SUB-TOTAL	500,000.00		500,000.00	200,000.00	17,500.00	217,500.00	
	220202	UTILITIES-GENERAL							
	22020201	Electricity Charges							
	22020202	Telephone Charges							
	22020203	Internet Access Charges							
		SUB-TOTAL							
	220203	MATERIALS & SUPPLIES-GENERAL							
	22020301	Office Stationeries Computer Consumables							
	22020305	Printing of Non Security Documents	1,500,000.00		1,500,000.00				
	22020306	Printing of Security Documents	500,000.00		500,000.00				
	22020310	Teaching Aids Instructional Materials							
	22020302	Food Stuff Catering Materials Supplies							
		SUB-TOTAL	2,000,000.00		2,000,000.00				
	220204	MAINTENANCE SERVICES-GENERAL							
	22020401	Maint Of Motor Vehicle Transport Equipment							
	22020402	Maintenance of Office Furnitures	240,000.00		240,000.00				

22020404	Maintenance of Office Equipments							
		100,000.00		100,000.00	50,000.00		50,000.00	
22020405	Maintenance of Plant- Generators							
22020407	Imprest	500,000.00		500,000.00		20,250.00	20,250.00	
22020408	Leave Allowance							
	SUB-TOTAL	840,000.00		840,000.00	50,000.00	20,250.00	50,250.00	
220205	TRAINING-GENERAL							
22020501	Local Training							
22020502	International Training							
	SUB-TOTAL							
220207	CONSULTING & PROFESSIONAL SERVICES- GENERAL							
22020702	Information Technology Consulting							
	SUB-TOTAL							
220208	FUEL & LUBRICANTS- GENERAL							
22020801	Motor Vehicle Fuel Cost							
22020802	Other Transport Equipment Fuel Cost							
22020803	Plant Generator Fuel Cost							
	SUB-TOTAL							
220210	MISCELLANEOUS EXPENSES-GENERAL							
22021001	Refreshment & Meals							
		4,000,000.00		4,000,000.00	1,320,000.00	425,000.00	1,745,000.00	
22021004	Medical Expenses-Local							
22021007	Welfare Packages							
22021008	Subscription To Professional Bodies							
22021014	Annual Budget Expenses & Administration	950,000.00		950,000.00	577,000.00		577,000.00	
22021022	Planning, Monitoring and Evaluation							
		3,500,000.00		3,500,000.00		530,400.00	530,400.00	
220210023	Research and Documentation							
220210029	Other Expenses							

	220210031	Conduct Of Surveys							
			5,000,000.00		5,000,000.00		500,000.00	0.00	5,000,000.00
	220210033	Contingency's/Office Requirment/ Costs							
			5,000,000.00		5,000,000.00				
		SUB-TOTAL	18,450,000.00		18,450,000.00		1,297,000.00	1,255,400.00	3,652,400.00
		TOTAL OVERHEAD COST	21,790,000.00		21,790,000.00		1,627,000.00	1,293,150.00	3,920,150.00
ADM CODE	ECONOMIC CODE	DETAILS OF OVERHEAD COST	Approved Estimate 2019	Augmentation (Savings) 1 2019	Revised Estimate 2019	Actual Expenditure 2019	F. C. D. A. Actual 2019	CONSOLIDATED ACTUAL 2019	
	220201	TRAVEL AND TRANSPORT-GENERAL							
02340010010									
	22020101	Local Travel & Transport Training							
	22020102	Local Travel & Transport Others	150,000.00		150,000.00	22,000.00		22,000.00	
	22020103	International Travel & Transport Training							
	22020104	International Travel & Transport Others							
		SUB-TOTAL	150,000.00		150,000.00	22,000.00		22,000.00	
	220202	UTILITIES GENERAL							
	22020201	Electricity Charges	850,000.00		850,000.00		24,507.37	24,507.37	
	22020202	Telephone Charges							
	22020203	Internet Access Charges							
		SUB-TOTAL	850,000.00		850,000.00		24,507.37	24,507.37	
	220203	MATERIALS & SUPPLIES-GENERAL							
	22020301	Office Stationaries/Computer Consumables							
	22020305	Printing of Non Security Documents	750,000.00		750,000.00				
	22020306	Printing of Security Documents							
	22020311	Food Staff Catering Materials Supplies							
		SUB-TOTAL	750,000.00		750,000.00				
	220204	MAINTENACE SERVICES-GENERAL							
	22020401	Maint. Of Motor Vehicle Transport Equipment	10,000,000.00		10,000,000.00	2,088,200.00	1,201,900.00	5,290,100.00	

22020402	Maintenance of Office Furnitures							
		500,000.00		500,000.00				
22020403	Maintenance of Office Bldg Residential QERS							
		2,500,000.00		500,000.00	9,000.00		9,000.00	
22020404	Maintenance of Office IT Equipments							
		500,000.00		500,000.00				
22020405	Maintenance of Plants-Generators							
		1,500,000.00		500,000.00	1,127,300.00	297,000.00	1,424,300.00	
22020406	Other Maintenance Services							
		250,000.00		250,000.00	20,000.00	350,400.00	350,400.00	
22020407	Imprest							
		1,200,000.00		1,200,000.00				
22020408	Leave Allowance							
22020410	Maintenance Of Street Lightings							
22020412	Maintenance Of Markets, Public Places							
22020413	Minor Road Maintenance							
		500,000.00		500,000.00				
22020419	Maintenance Of Boreholes Schemes							
		500,000.00		500,000.00	60,000.00		60,000.00	
22020420	Maintenance Of Government Chapel- Mosque							
	SUB-TOTAL	17,950,000.00		17,950,000.00	3,304,500.00	1,829,300.00	5,133,800.00	
220205	TRAINING-GENERAL							
22020501	Local Training							
22020502	International Training							
	SUB-TOTAL							
220206	OTHER SERVICES-GENERAL							
22020602	Office Rent							
22020603	Residential Rent							
22020606	Land Use Charges							
	SUB-TOTAL							
220207	CONSULTING & PROFESSIONAL SERVICES- GENERAL							
22020704	Engineering Services							
22020705	Architectural Services							

	22020706	Surveying Services							
		SUB-TOTAL							
	220208	FUEL & LUBRICANTS - GENERAL							
	22020801	Motor Vehicle Fuel Cost	200,000.00			200,000.00			
	22020802	Other Transport Equipment Fuel Cost							
	22020803	Plant Generator Fuel Cost	1,500,000.00			1,500,000.00	936,000.00	205,000.00	1,141,000.00
		SUB-TOTAL	1,700,000.00			1,700,000.00	936,000.00	205,000.00	1,141,000.00
	220210	MISCELLANEOUS EXPENSES-GENERAL							
	22021001	Refreshment & Meals							
			2,500,000.00			2,500,000.00	328,000.00		328,000.00
	22021004	Medical Expenses-Local							
	22021007	Welfare Packages							
	22021008	Subscription To Professional Bodies							
	22021029	Other Expenses (Financial Asst Donations Other Logistics)							
	22021033	Contingencies-Other Recurrent Costs							
		SUB-TOTAL	2,500,000.00			2,500,000.00	328,000.00		328,000.00
		TOTAL OVERHEAD COST	23,900,000.00			23,900,000.00	4,590,500.00	2,058,807.37	6,649,307.37
ADM CODE	ECONOMIC CODE	DETAILS OF OVERHEAD COST DEPARTMENT OF COMMUNITY	Approved Estimate 2019	Augmentation (Navig) 2019	Revised Estimate 2019	Actual Expenditure 2019	L.C.D.A Actual 2019	CONSOLIDATED ACTUAL 2019	
05S10030010	220201	TRAVEL AND TRANSPORT-GENERAL							
	22020101	Local Travel & Transport Training							
	22020102	Local Travel & Transport Others	750,000.00			750,000.00	340,000.00	26,000.00	366,000.00
	22020103	International Travel & Transport Training							
	22020104	International Travel & Transport Others							
		SUB-TOTAL	750,000.00			750,000.00	340,000.00	26,000.00	366,000.00
	220202	UTILITIES-GENERAL							

22020201	Electricity Charges						
22020202	Telephone Charges						
22020203	Internet Access Charges						
	SUB-TOTAL						
220203	MATERIALS & SUPPLIES-GENERAL						
22020301	Office Stationaries Computer Consumables						
22020302	Books						
22020303	NewsPaper				20,000.00		20,000.00
22020304	Magazines & Periodicals						
22020305	Printing of Non Security Documents	150,000.00		150,000.00			
22020306	Printing of Security Documents						
22020308	Field and Camping Materials Supplies						
22020309	Uniform and Other Clothing						
22020310	Teaching Aids Instructional Materials						
22020302	Food Stuff Catering Materials Supplies						
22020301	Office Stationaries Computer Consumables						
22020302	Food Stuff Catering Materials Supplies						
	SUB-TOTAL	150,000.00		150,000.00	20,000.00		20,000.00
220204	MAINTENACE SERVICES-GENERAL						
22020401	Maint. Of Motor Vehicle Transport Equipment						
22020402	Maintenance of Office Furnitures						
22020404	Maintenance of Office IT Equipments						
22020405	Maintenance of Plants/Generators						
22020407	Imprest	1,200,000.00		1,200,000.00			
22020408	Leave Allowance						
22020411	Maintenance of Communication Equipment	250,000.00					250,000.00

	SUB-TOTAL		1,450,000.00		1,450,000.00			
220205	TRAINING-GENERAL							
22020501	Local Training							
22020502	International Training							
	SUB-TOTAL							
220206	OTHER SERVICES-GENERAL							
22020602	Office Rent							
22020603	Residential Rent							
22020606	Land Use Charges							
	SUB-TOTAL							
220207	CONSULTING & PROFESSIONAL SERVICES-GENERAL							
22020701	Information Technology							
	SUB-TOTAL							
220208	FUEL & LUBRICANTS-GENERAL							
22020801	Motor Vehicle Fuel Cost							
22020802	Other Transport Equipment Fuel Cost							
22020803	Plant Generator Fuel Cost							
	SUB-TOTAL							
220210	MISCELLANEOUS EXPENSES-GENERAL							
22021001	Refreshment & Meals		4,000,000.00		4,000,000.00	2,029,000.00	990,000.00	3,019,000.00
22021003	Public and Advertisements		6,000,000.00		6,000,000.00	605,500.00	757,000.00	1,362,500.00
22021006	Postages & Courier Services							
22021007	Welfare Packages (Up-keep-Financial Asst. Donation)							
22021008	Subscription To Professional Bodies							
22021008	Sporting Activities							
220210020	Bursary/Scholarship Scheme		1,000,000.00		1,000,000.00			

	220210024	Special Days Celebrations	1,000,000.00			1,000,000.00	1,000,000.00		1,000,000.00
	220210024	Pilgrimage And Religious Festivals							
	220210026	Inflammatio Expenses	1,000,000.00			1,000,000.00	1,000,000.00		1,000,000.00
	220210027	Disaster Management	2,500,000.00			2,500,000.00	137,000.00		1,570,000.00
	220210029	Other Expenses(Financial Ass,Donation,Other logistics)	2,000,000.00			2,000,000.00	1,255,000.00	7,500.00	1,262,500.00
	220210030	Public Enlightenment Programme	5,000,000.00			5,000,000.00		1,920,500.00	1,920,500.00
	220210032	Fair, Festival, Expo and Summit	2,000,000.00			2,000,000.00		10,000.00	10,000.00
	220210033	Contingencies-Other Recurrent Costs							
		SUB-TOTAL	24,500,000.00			24,500,000.00	7,126,500.00	3,685,000.00	10,811,500.00
	2204	GRANTS AND CONTRIBUTION-GENERAL							
	220401	Local Grants and Contribution							
	22040109	Grants To Community NGOs/CDA's	1,000,000.00			1,000,000.00			
		SUB-TOTAL	1,000,000.00			1,000,000.00			
	2205	SUBSIDIES-GENERAL							
	220501	Subsidies To Public/ Public Institutions							
	22050102	Meal Subsidy	2,200,000.00			2,200,000.00			
	22050105	Education Subsidy	2,500,000.00			2,500,000.00			
	22050108	Religious Pilgrimage Subsidy							
		SUB-TOTAL	4,700,000.00			4,700,000.00			
		TOTAL OVERHEAD COST	32,550,000.00			32,550,000.00	7,486,500.00	3,711,000.00	11,197,500.00
ADM CODE	ECONOMIC CODE	DETAILS OF OVERHEAD COST DEPARTMENT OF PRIMARY HEALTH	Approved Estimate 2019	Augmentation (+)Savigt 1 2019	Revised Estimate 2019	Actual Expenditure 2019	L.C.D.A Actual 2019	CONSOLIDATED ACTUAL 2019	
05210010010	220201	TRAVEL AND TRANSPORT-GENERAL							
	22020101	Local Travel & Transport Training							
	22020102	Local Travel & Transport Others	1,500,000.00						
					1,500,000.00				

22020103	International Travel & Transport Training						
22020104	International Travel & Transport Others						
	SUB-TOTAL	1,300,000.00	1,300,000.00				
220202	UTILITIES-GENERAL						
22020201	Electricity Charges						
22020202	Telephone Charges						
22020203	Internet Access Charges						
	SUB-TOTAL						
220203	MATERIALS & SUPPLIES-GENERAL						
22020301	Office Stationaries Computer Consumables						
22020305	Printing of Non Security Documents						
22020306	Printing of Security Documents						
22020307	Drugs Laboratory Medical Supplies						
22020308	Field and Camping Materials Supplies	4,000,000.00	4,000,000.00	3,180,000.00	100,000.00	3,280,000.00	
22020309	Uniform and Other Clothing						
22020310	Teaching Aids Instructional Materials						
22020302	Food Stuff Catering Materials Supplies						
22020312	Production, Publication and circulation of annual fm. Estmt						
22020313	Production of Report To Public Account Committee (PAC)						
	SUB-TOTAL	4,000,000.00	4,000,000.00	3,180,000.00	100,000.00	3,280,000.00	
220204	MAINTENANCE SERVICES-GENERAL						
22020401	Main. Of Motor Vehicle Transport Equipment						
22020402	Maintenance of Office Furnitures						
22020404	Maintenance of Office IT Equipments						
22020405	Maintenance of Plants Generators						
22020407	Imprest	1,200,000.00					

22020501	Leave Allowance						
	SUB-TOTAL		1,200,000.00				
220205	TRAINING-GENERAL						
22020501	Local Training						
22020502	International Training						
	SUB-TOTAL						
220207	CONSULTING & PROFESSIONAL SERVICES- GENERAL						
22020701	Medical Consulting						
	SUB-TOTAL						
220208	FUEL & LUBRICANTS- GENERAL						
22020801	Motor Vehicle Fuel Cost						
22020802	Other Transport Equipment Fuel Cost						
22020803	Plant Generator Fuel Cost						
	SUB-TOTAL						
220210	MISCELLANEOUS EXPENSES-GENERAL						
22021001	Refreshment & Meals						
			1,000,000.00	1,000,000.00		300,000.00	300,000.00
22021004	Medical Expenses-Local						
22021007	Welfare Packages (Up-keep-Financial Asst / Donation)						
22021008	Subscription To Professional Bodies						
22021010	Direct Teaching & Laboratory Cost						
22021021	Special Days / Celebrations		500,000.00	500,000.00			
22021022	Planning Monitoring & Evaluation		500,000.00	500,000.00		30,000.00	30,000.00
22021023	Research and Documentation						
22021024	Disaster Management						
22021029	Other Expenses						
22021030	Public Enlightenment Programme						
			490,000.00	490,000.00	1,615,000.00	2875,000.00	2,490,000.00

ADM CODE		ECONOMIC CODE	DETAILS OF OVERHEAD COST	Approved Estimate 2019	Augmentation (+) Savings (-) 2019	Revised Estimate 2019	Actual Expenditure 2019	U.C.D.A. Actual 2019	CONSOLIDATED ACTUAL 2019
			22000103 Contingencies-Other Recurrent Costs						
			SUB-TOTAL	2,190,000.00		2,490,000.00	1,615,000.00	1,205,000.00	2,820,000.00
		2205	SUBSIDIES- GENERAL						
		2 0501	Subsidies To Public/ Public Institutions						
		22050102	Health Subsidy						
			SUB-TOTAL						
			TOTAL OVERHEAD COST	8,990,000.00		7,790,000.00	4,795,000.00	1,305,000.00	6,100,000.00
			DEPARTMENTS OF ENVIRONMENTAL SANITATION						
		220201	TRAVEL AND TRANSPORT-GENERAL						
05350010010		22020101	Local Travel & Transport Training						
		22020102	Local Travel & Transport Others	520,000.00		520,000.00	12,000.00		12,000.00
		22020103	International Travel & Transport Training						
		22020104	International Travel & Transport Others						
			SUB-TOTAL	520,000.00		520,000.00	12,000.00		12,000.00
		220202	UTILITIES-GENERAL						
		22020201	Electricity Charges						
		22020202	Telephone Charges						
		22020203	Internet Access Charges						
		22020206	Sewage Charges	2,500,000.00		2,500,000.00	675,000.00	1,500,000.00	2,175,000.00
			SUB-TOTAL	2,500,000.00		2,500,000.00	675,000.00	1,500,000.00	2,175,000.00
		220203	MATERIALS & SUPPLIES-GENERAL						
		22020301	Office Stationeries Computer Consumables						
		22020305	Printing of Non Security Documents						
		22020306	Printing of Security Documents						

22020309	Uniforms and Other Clothing							
22020310	Teaching Aids Instructional Materials							
22020311	Food Staff Catering Materials Supplies							
	SUB-TOTAL							
220204	MAINTENANCE SERVICES-GENERAL							
22020401	Maint. Of Motor Vehicle Transport Equipment							
22020402	Maintenance of Office Furnitures							
22020404	Maintenance of Office IT Equipments							
22020407	Imprest	1,100,000.00		1,100,000.00	20,000.00			
22020408	Leave Allowance							
22020412	Maintenance Of Markets Public Places							
	SUB-TOTAL	1,100,000.00		1,100,000.00	20,000.00			20,000.00
220205	TRAINING-GENERAL							20,000.00
22020501	Local Training							
22020502	International Training							
	SUB-TOTAL							
220206	OTHER SERVICES-GENERAL							
22020605	Cleaning & Fumigation	2,000,000.00		2,000,000.00	965,000.00	561,000.00		1,526,000.00
22020607	Rescue Services	200,000.00		200,000.00				
	SUB-TOTAL	2,200,000.00		2,200,000.00	965,000.00	561,000.00		1,526,000.00
220208	FUEL & LUBRICANTS- GENERAL							
22020801	Motor Vehicle Fuel Cost							
22020802	Other Transport Equipment Fuel Cost							
	SUB-TOTAL				30,000.00			30,000.00
220210	MISCELLANEOUS EXPENSES-GENERAL							

		22021001 Retirement & Meals							
		22021003 Publicity and Advertisement		250,000.00		250,000.00			
		22021004 Medical Expenses-Local		500,000.00		500,000.00			
		22021007 Welfare Packages							
		22021008 Subscription To Professional Bodies							
		22021012 Disaster Management							
		22021029 Other Expenses(Burial of Pauper Annual Carcasses)		500,000.00		500,000.00	40,000.00	40,000.00	80,000.00
		22021030 Public Enlightenment Programme							
		22021033 Contingencies-Other Recurrent Costs		2,000,000.00		2,000,000.00	750,000.00	200,000.00	950,000.00
		SUB-TOTAL		3,250,000.00		3,250,000.00	790,000.00	240,000.00	1,030,000.00
		2205 SUBSIDIES- GENERAL							
		220501 Subsidies To Public/ Public Institutions							
		22050107 Health Subsidy							
		SUB-TOTAL							
		TOTAL OVERHEAD COST		9,570,000.00		9,570,000.00	2,492,000.00	2,301,000.00	4,793,000.00
ADM CODE	ECONOMIC CODE	DETAILS OF PERSONNEL COST: OFFICE THE LOCAL GOVERNMENT CHAIRMAN	Approved Estimate 2019	Augmentation (+) Savings (-) 2019	Revised Estimate 2019	Actual Expenditure 2019	L.C.D.A Actual 2019		
	21	PERSONNEL COST							CONSOLIDATED ACTUAL 2019
D11100100108									
	210101	Salaries and Wages							
	21010103	Consolidated Revenue Fund Charges-Salaries							
				15,000,000.00		15,000,000.00	5,929,317.58		5,929,317.58
	210201	Allowances							
	21020101	Non Regular Allowances (Severance Allowance)							
				10,000,000.00		10,000,000.00	7,300,000.00		7,300,000.00
		TOTAL PE COST		25,000,000.00		25,000,000.00	13,229,317.58		13,229,317.58
ADM CODE	ECONOMIC CODE	DETAILS OF PERSONNEL COST: SECRETARY TO THE LOCAL	Approved Estimate 2019	Augmentation (+) Savings (-) 2019	Revised Estimate 2019	Actual Expenditure 2019	L.C.D.A Actual 2019		CONSOLIDATED ACTUAL 2019
	21	PERSONNEL COST							
D11101300108									

	21000	Salaries and Wages							
	21010103	Consolidated Revenue Fund Charges-Salaries	4,000,000.00			4,000,000.00			
	210201	Allowances							
	21020101	Non Regular Allowances (Severance Allowance)							
		TOTAL PE. COST	4,000,000.00			4,000,000.00			
ADM CODE	ECONOMIC CODE	DETAILS OF PERSONNEL COST: INTERNAL AUDIT	Approved Estimate 2019	Augmentation (+) Savings (-) 2019	Revised Estimate 2019	Actual Expenditure 2019	L.C.D.A. Actual 2019	CONSOLIDATED ACTUAL 2019	
01111830010	21	PERSONNEL COST							
	210101	Salaries and Wages							
	21010101	Salaries							
	21010103	Consolidated Revenue Fund Charges-Salaries	1,200,000.00			1,200,000.00			
	210201	Allowances							
	21020101	Non Regular Allowances (Leave Allowance)							
		TOTAL PE. COST	1,200,000.00			1,200,000.00			
ADM CODE	ECONOMIC CODE	DETAILS OF PERSONNEL COST: THE COUNCIL	Approved Estimate 2019	Augmentation (+) Savings (-) 2019	Revised Estimate 2019	Actual Expenditure 2019	L.C.D.A. Actual 2019	CONSOLIDATED ACTUAL 2019	
01111830010	21	PERSONNEL COST							
	210101	Salaries and Wages							
	21010101	Salaries							
	21010103	Consolidated Revenue Fund Charges-Salaries	30,000,000.00			30,000,000.00	12,063,205.90	12,063,205.90	
	210201	Allowances							
	21020101	Non Regular Allowances (Leave Allowance)							
		TOTAL PE. COST	30,000,000.00			30,000,000.00	12,063,205.90	12,063,205.90	
ADM CODE	ECONOMIC CODE	DETAILS OF PERSONNEL COST: HEAD OF LOCAL GOVERNMENT ADMINISTRATION	Approved Estimate 2019	Augmentation (+) Savings (-) 2019	Revised Estimate 2019	Actual Expenditure 2019	L.C.D.A. Actual 2019	CONSOLIDATED ACTUAL 2019	
01111830010	21	PERSONNEL COST							

	210101	SALARIES AND WAGES						
	21010101	Salaries	5,000,000.00		5,000,000.00	2,761,691.43		2,761,691.43
	21010103	Consolidated Revenue Fund Charges - Salaries						
	210201	ALLOWANCES						
	21020101	Non Regular Allowances (Leave Allowance)						
	210202	SOCIAL CONTRIBUTIONS						
	21020201	NHIS Contribution						
	21020202	Contributory Pension (Employers)						
	21020204	Employee Compensation Fund						
		TOTAL PE. COST	5,000,000.00		5,000,000.00	2,761,691.43		2,761,691.43
ADM CODE	ECONOMIC CODE	DETAILS OF PERSONNEL COST: DEPARTMENT OF GENERAL	Approved Estimate 2019	Augmentation (+) Savings (-) 2019	Revised Estimate 2019	Actual Expenditure 2019	L.C.D.A. Actual 2019	CONSOLIDATED ACTUAL 2019
	012500100100	21 PERSONNEL COST						
	210101	SALARIES AND WAGES						
	21010101	Salaries	36,000,000.00		36,000,000.00	36,417,344.25		36,417,344.25
	21010102	Overtime Salary						
	210201	ALLOWANCES						
	21020101	Non Regular Allowances (Adhees Staff Drivers, Security guards, NDE, NPC, J.T. Smeal, Leave	18,000,000.00		18,000,000.00	16,729,500.00		16,729,500.00
	210202	SOCIAL CONTRIBUTIONS						
	21020201	NHIS Contribution						
	21020202	Contributory Pension (Employers)						
	21020203	Group Life Insurance						
	21020204	Employee Compensation Fund						
		TOTAL PE. COST	54,000,000.00		54,000,000.00	53,146,844.25		53,146,844.25

ADM CODE	ECONOMIC CODE	DETAILS OF PERSONNEL COST: DEPARTMENT OF AGRICULTURE AND	Approved Estimate 2019	Augmentation (+) Savings (-) 2019	Revised Estimate 2019	Actual Expenditure 2019	I.C.D.A. Actual 2019	CONSOLIDATED ACTUAL 2019
		21 PERSONNEL COST						
021500100100		210101 SALARIES AND WAGES						
		21010101 Salaries						
		21010103 Consolidated Revenue Fund Charges-Salaries	14,000,000.00		14,000,000.00	12,864,010.16		12,864,010.16
		210201 ALLOWANCES						
		21020101 Non Regular Allowances (Adhoc Staff Drivers, Security guards, NDE, NPC, IT, SmeP, Leave						
		210202 SOCIAL CONTRIBUTIONS						
		21020201 NHIS Contribution						
		21020202 Contributory Pension (Employers)						
		21020204 Employee Compensation Fund						
		TOTAL PE. COST	14,000,000.00		14,000,000.00	12,864,010.16		12,864,010.16
ADM CODE	ECONOMIC CODE	DETAILS OF PERSONNEL COST: DEPARTMENT OF FINANCE AND	Approved Estimate 2019	Augmentation (+) Savings (-) 2019	Revised Estimate 2019	Actual Expenditure 2019	I.C.D.A. Actual 2019	CONSOLIDATED ACTUAL 2019
		21 PERSONNEL COST						
022000100100		210101 SALARIES AND WAGES						
		21010101 Salaries						
		21010103 Consolidated Revenue Fund Charges-Salaries	30,000,000.00		30,000,000.00	30,970,920.32		30,970,920.32
		210201 ALLOWANCES						
		21020101 Non Regular Allowances (Leave Allowance)						
		210202 SOCIAL CONTRIBUTIONS						
		21020201 NHIS Contribution						
		21020202 Contributory Pension (Employers)						
		21020204 Employee Compensation Fund						
		210203 SOCIAL BENEFITS						
		2102030101 Gratuity						

		2102030102 Pension							
		2102030103 Death Benefit	60,000,000.00		60,000,000.00	52,232,963.34			67,767,963.34
		TOTAL PE. COST	90,000,000.00		90,000,000.00	83,244,284.06			83,244,284.06
ADM CODE	ECONOMIC CODE	DETAILS OF PERSONNEL COST: DEPARTMENT OF BUDGET PLANNING, 21 PERSONNEL COST	Approved Estimate 2019	Augmentation(+)/Savings(-) 2019	Revised Estimate 2019	Actual Expenditure 2019	F.C.D.A. Actual 2019	CONSOLIDATED ACTUAL 2019	
02200300100									
		210101 SALARIES AND WAGES							
		21010101 Salaries	2,000,000.00		2,000,000.00	2,156,959.92			2,156,959.92
		21010103 Consolidated Revenue Fund Charges-Salaries							
		210201 ALLOWANCES							
		21020101 Non Regular Allowances (Leave Allowance)							
		210202 SOCIAL CONTRIBUTIONS							
		21020201 NHIS Contribution							
		21020202 Contributory Pension (Employers)							
		21020204 Employee Compensation Fund							
		TOTAL PE. COST	2,000,000.00		2,000,000.00	2,156,959.92			2,156,959.92
ADM CODE	ECONOMIC CODE	DETAILS OF PERSONNEL COST: DEPARTMENT OF WORKS AND HOUSING, 21 PERSONNEL COST	Approved Estimate 2019	Augmentation(+)/Savings(-) 2019	Revised Estimate 2019	Actual Expenditure 2019	F.C.D.A. Actual 2019	CONSOLIDATED ACTUAL 2019	
02200300100									
		210101 SALARIES AND WAGES							
		21010101 Salaries	40,000,000.00		40,000,000.00	39,566,931.67			39,566,931.67
		21010103 Consolidated Revenue Fund Charges-Salaries							
		210201 ALLOWANCES							
		21020101 Non Regular Allowances (Leave Allowance)							
		210202 SOCIAL CONTRIBUTIONS							
		21020201 NHIS Contribution							

	21020203	Contributory Pension (Employers)							
	21020204	Employee Compensation Fund							
		TOTAL PE. COST	40,000,000.00		40,000,000.00		39,566,931.67		39,566,931.67
ADM CODE	ECONOMIC CODE	DETAILS OF PERSONNEL COST: DEPARTMENT OF COMMUNITY	Approved Estimate 2019	Augmentation (+) Savings (-) 2019	Revised Estimate 2019	Actual Expenditure 2019	L.C.D.A. Actual 2019	CONSOLIDATED ACTUAL 2019	
		21 PERSONNEL COST							
05510030100		210101 SALARIES AND WAGES							
	21010101	Salaries	42,000,000.00		42,000,000.00	47,880,227.22		47,880,227.22	
	21010103	Consolidated Revenue Fund Charges-Salaries							
		210201 ALLOWANCES							
	21020101	Non Regular Allowances (Leave Allowance)							
		210202 SOCIAL CONTRIBUTIONS							
	21020201	NHIS Contribution							
	21020202	Contributory Pension (Employers)							
	21020204	Employee Compensation Fund							
		TOTAL PE. COST	42,000,000.00		42,000,000.00	47,880,227.22		47,880,227.22	
ADM CODE	ECONOMIC CODE	DETAILS OF PERSONNEL COST: DEPARTMENT OF PRIMARY HEALTH	Approved Estimate 2019	Augmentation (+) Savings (-) 2019	Revised Estimate 2019	Actual Expenditure 2019	L.C.D.A. Actual 2019	CONSOLIDATED ACTUAL 2019	
		21 PERSONNEL COST							
052100100100		210101 SALARIES AND WAGES							
	21010101	Salaries	75,000,000.00		75,000,000.00	84,021,719.92		84,021,719.92	
	21010103	Consolidated Revenue Fund Charges-Salaries							
		210201 ALLOWANCES							
	21020101	Non Regular Allowances (Leave Allowance)							

ADM CODE	ECONOMIC CODE	DETAILS OF PERSONNEL COST: DEPARTMENT OF ENVIRONMENTAL	Approved Estimate 2019	Augmentation (Savings) 2019	Revised Estimate 2019	Actual Expenditure 2019	L.C.D.A. Actual 2019	CONSOLIDATED ACTUAL 2019
	210202	SOCIAL CONTRIBUTIONS						
	21020201	NHHS Contribution						
	21020202	Contributory Pension (Employers)						
	21020204	Employee Compensation Fund						
		TOTAL PE. COST	75,000,000.00		75,000,000.00	84,021,719.92		84,021,719.92
053500100100	21	PERSONNEL COST						
	210101	SALARIES AND WAGES						
	21010101	Salaries						
	21010103	Consolidated Revenue Fund Charges, Salaries	24,000,000.00		24,000,000.00	22,657,038.13		22,657,038.13
	210201	ALLOWANCES						
	21020101	Non Regular Allowances (Leave Allowance)						
	210202	SOCIAL CONTRIBUTIONS						
	21020201	NHHS Contribution						
	21020202	Contributory Pension (Employers)						
	21020204	Employee Compensation Fund						
		TOTAL PE. COST	24,000,000.00		24,000,000.00	22,657,038.13		22,657,038.13

AFIJO LOCAL GOVERNMENT, JOBELE.				
BANK RECONCILIATION STATEMENT FOR THE MONTH OF DECEMBER, 2019.				
	Balance as per Bank Statements	AFIJO WEST	MAIN	CONSOLIDATED
	FIRST BANK PLC - 2032452392	299,721.73	-	299,721.73
	FIRST BANK PLC - 2032453777	1,542,749.50	-	1,542,749.50
	FIRST BANK PLC - 2000794109	-	24,813,237.25	24,813,237.25
	FIRST BANK PLC - 2000353308 (on lien)	-	6,150,425.00	6,150,425.00
	ZENITH BANK PLC - 1015601008	2,410,920.42	-	2,410,920.42
	HERITAGE BANK - 5900001754	-	6,690.84	6,690.84
	HERITAGE BANK - 6003385404	-	23,746.44	23,746.44
	ZENITH BANK PLC - 1012204549 (on lien)	-	10,537,454.27	10,537,454.27
	ZENITH BANK PLC - 1013848636	-	-	-
	ZENITH BANK PLC - 1014361516	-	3,896,472.87	3,896,472.87
	ZENITH BANK PLC - 1014366009	-	-	-
	ZENITH BANK PLC - 1014993870	-	44,858,173.31	44,858,173.31
		4,253,391.65	90,286,199.98	94,539,591.63

AFIJO LOCAL GOVERNMENT, JOBELE.				
	Add:			
	(a) Remittances in transit to bank, not brought to account, (or. Cash paid to bank, but not accounted for by bank)	6,550.00	1,473,536.95	1,480,086.95
	(b) Bank charges not yet brought to account in the Cash Book	13,775.35	513,380.77	527,156.12
	(c) Debit in bank, not yet accounted for in the Cash Book.	20,325.35	15,142,637.08	15,162,962.43
	Subtract:	40,650.70	17,129,554.80	17,170,205.50
	(a) Credit in Cashbook, not yet accounted for in Bank (Cheques issued but not yet presented to Bank)	-	6,306,232.14	6,306,232.14
	(b) Credit to account in bank, not yet brought to account in the Cash Book, (or. credit to bank, not yet accounted for in the Cash Book)	932,215.45	16,929,627.78	17,861,843.23
	Balance as per Cash Book as at December, 2019	3,361,826.90	84,179,894.86	87,541,721.76

AFIJO LOCAL GOVERNMENT, JOBELE.				
CREDIT IN CASHBOOK, NOT YET ACCOUNTED FOR BY BANK (UNPRESENTED CHEQUES)				
DATE	BENEFICIARY	BANK	CHEQUE NO./REF NO	AMOUNT
MAY	FIRS	ZENITH	00000076	752,243.00
MAY	NAMNS	ZENITH	00000979	6,078.77
MAY	AFIJO LOCAL GOVERNMENT STAFF CHRISTIAN	ZENITH	00000984	20,500.00
AUGUST	NAT. ASS. OF MIDWIVES & NURSES	ZENITH	00001089	6,078.77
OCTOBER	NAT. ASS. OF MIDWIVES & NURSES	ZENITH	00001152	6,078.77
NOVEMBER	NAT. ASS. OF MIDWIVES & NURSES	ZENITH	00001173	6,078.77
DECEMBER	NIGERIA UNION OF LOCAL GOVT. EMPLOYEES (STATE)	ZENITH	00001189	251,529.76
DECEMBER	AFIJO LOCAL GOVERNMENT STAFF MUSLIM COMM	ZENITH	00001192	72,800.00
DECEMBER	AFIJO LOCAL GOVERNMENT STAFF CHRISTIAN FELLOWS	ZENITH	00001193	21,600.00
DECEMBER	FIRST BANK OF NIGERIA	ZENITH	00001194	17,178.39
DECEMBER	ORIRE LOCAL GOVT. NULGE	ZENITH	00001195	33,721.00
DECEMBER	NIG. UNION OF PENSIONERS (STATE)	ZENITH	00001196	49,198.11
DECEMBER	NAT. ASS. OF MIDWIVES & NURSES	ZENITH	00001198	6,078.77
DECEMBER	NAT. ASS. OF COMM. HEALTH PRACT. OF NIG	ZENITH	00001199	33,467.43
DECEMBER	ITESIWAJU LOCAL GOVERNMENT, OTUU	ZENITH	00001201	30,000.00
DECEMBER	OYO STATE HEALTH INSURANCE AGENCY	ZENITH	00001203	212,497.00

AFIJO LOCAL GOVERNMENT, JOBELI.				
DECEMBER	AFIJO LOCAL GOVT. REVENUE ACCT.	ZENITH	00001205	30,000.00
DECEMBER	OYO WEST LOCAL GOVERNMENT	ZENITH	00001208	72,700.00
DECEMBER	LOCAL GOVERNMENT SERVICE COMMISSION	ZENITH	00001209	22,590.00
MARCH	AFIJO LOCAL GOVERNMENT STAB ACCT	ZENITH	00001227	2,823,611.37
MARCH	ENGR ODEBISI ADEYOOLA	ZENITH	00001267/1426	31,000.00
MARCH	HON ADENIYI SAMUEL A	ZENITH	0000132	100,000.00
MAY	MRS OKESIPE FELICIA	ZENITH	00001423	50,000.00
MAY	MRS OKESIPE FELICIA	ZENITH	00001424	44,500.00
MAY	MR ADEYEMO OLUWAFEMI	ZENITH	00001427	9,000.00
MAY	ENGR RAHEEM KABIR	ZENITH	00001437	100,000.00
MAY	FIRS	ZENITH	00001439	80,850.00
MAY	MRS ADEYANJU ELIZABETH	ZENITH	00001440	39,000.00
DECEMBER	ADEYEMO OLUFEMI	ZENITH	00001535	20,250.00
DECEMBER	IDOWU O.O	ZENITH	00001536	10,000.00
DECEMBER	LT. ABUBAKAR MUHAMMAD (OPERATION BURST)	ZENITH	00001537	20,000.00
DECEMBER	JIDE TAIWO (SSS)	ZENITH	00001538	10,000.00
DECEMBER	OLA OYE AMOS (DPO JOBELI)	ZENITH	00001539	10,000.00
DECEMBER	OGUNLEYE JUSTINA (DPO AWE)	ZENITH	00001540	10,000.00

AFIJO LOCAL GOVERNMENT, JOBELE.				
DECEMBER	AFIJO WEST LC/DA	ZENITH	TRF	1,237,602.23
DECEMBER	OIOFEE KAMILU ABIODUN	ZENITH	00001542	10,000.00
DECEMBER	FIRST BANK OF NGERIA	ZENITH	0001206	50,000.00
	TOTAL			6,306,232.14
BANK CHARGES				
DATE	BENEFICIARY	BANK	CHEQUE NO./REF.NO	AMOUNT
SEP/OCT/NOV	SUNDRY BANK CHARGES	FBN/ZB	FBN/ZB	44,018.89
Dec-18	BANK CHARGES	FBN	FBN	2,376.00
Dec-18	BANK CHARGES	ZENITH	ZENITH	34,932.50
Dec-19	BANK CHARGES	FBN	FBN	66,971.65
Dec-19	BANK CHARGES	ZENITH VAT	ZENITH VAT	325,537.29
Dec-19	BANK CHARGES	ZENITH STAT	ZENITH STAT	39,544.44
Dec-19	BANK CHARGES	FBN/ZB	JAN-DEC	13,775.35
	TOTAL			527,156.12

AFIJO LOCAL GOVERNMENT, JOBELE.				
DEBIT IN CASHBOOK, NOT YET ACCOUNTED FOR BY BANK (Uncredited Cheques)				
DATE	BENEFICIARY	BANK	CHEQUE NO./REF.NO	AMOUNT
DECEMBER	ADENIRAN MORUFAT	0629312	FBN	10,000.00
APRIL	ADENIRAN MORUFAT	0628453	FBN	15,000.00
DECEMBER	ADEREMI OLUWAWUMI	0629330	FBN	7,725.00
AUG	ADIO IYABODE AYISAT	0628588	FBN	1,550.00
AUG	AFDEYANJU ELIZABETH	0628585	FBN	5,665.00
AUG	AKEEM AFEBOYE	0628595	FBN	8,583.33
AUG	AKEEM AFEBOYE	0628596	FBN	8,583.33
SEPTEMBER	AKEEM AFEBOYE	0628872	FBN	8,583.33
SEPTEMBER	AKEEM AFEBOYE	0628873	FBN	8,583.33
APRIL	ALH AFEBOYE AKEEM A	0628456	FBN	8,583.33
MARCH	ALH AFEBOYE AKEEM A	0628788	FBN	8,583.00
MARCH	ALH AFEBOYE AKEEM A	0628289	FBN	8,583.33
MARCH	ALH KOLAWOLE KAZEEM B	0628285	FBN	25,755.00
DECEMBER	AL-HAQ N/P SCHIL JOBELE	0629325	FBN	5,000.00
SEPTEMBER	CHIEF BAKARE TAJUDEEN	0628856	FBN	10,000.00
MARCH	CHIEF E A ADEDIRAN ADENIYI	0628271	FBN	10,000.00

AFIJO LOCAL GOVERNMENT, I DBELE.				
MARCH	CHIEF E OYETUNJI AKINADE	0628266	FBN	10,000.00
MARCH	CHIEF ISREAL OLUGBENGA O	0628268	FBN	10,000.00
MARCH	CHIEF JOHN OYELEKE OJO	0628264	FBN	10,000.00
MARCH	CHIEF S A OYEDELE SIJUADE	0628272	FBN	10,000.00
SEPTEMBER	CHIEF SALAKO J. OLATUNDE	0628854	FBN	10,000.00
MARCH	CHIEF SAMUEL BABA TUNDE A	0628265	FBN	10,000.00
DECEMBER	CHIEF SAMUEL OYEBAMJI OJO	0629313	FBN	10,000.00
FEB	CHIEF SOLOMON B OYEWOLE	0628259	FBN	10,000.00
DECFMBER	GLORY OF GOD N/P SCHL. AKINMOORIN	0629322	FBN	5,000.00
DECEMBER	LIVING YIELD FARM IWARE/FIDTI	0629323	FBN	7,000.00
MAY	MR AYANLEKE KEHINDE	0628477	FBN	143,800.00
OCTOBER	MR. ADELEKE KAYODE LA	0628891	FBN	11,775.00
SEPTEMBER	MR. AZIEZ TELJAT	0628857	FBN	10,000.00
FEB	MRS ADEREMI OLUWAWUMI	0628261	FBN	7,725.00
MARCH	MRS ADEREMI OLUWAWUNMI	0628274	FBN	7,725.00
MAY	MRS ODEBISI ADEYOOLA	0628493	FBN	8,583.33
MAY	MRS OYELAKIN O O	0628478	FBN	65,000.00
MAY	MRS OYELAKIN O O	0628552	FBN	55,000.00

AFIHO LOCAL GOVERNMENT, JOBELE.				
APRIL	MRS OYELAKIN O O	0628472	FBN	35,000.00
FEB	MRS OYELAKIN O O	0628253	FBN	10,000.00
FEB	MRS OYELAKIN O O	0628254	FBN	10,000.00
MAY	MRS RAJI TAIWO	0628484	FBN	20,000.00
MAY	MRS RAJI TAIWO	0628497	FBN	111,000.00
MAY	MRS RAJI TAIWO	0628498	FBN	130,000.00
MAY	MRS RAJI TAIWO	0628499	FBN	100,000.00
MAY	MRS RAJI TAIWO	0628500	FBN	150,000.00
MAY	MRS RAJI TAIWO	0628551	FBN	125,000.00
NOVEMBER	OGUNMAKINDE A.I.	0628893	FBN	8,484.00
AUG	OLADIRAN O. OMOJOLA	0628594	FBN	8,583.33
SEPTEMBER	OLADIRAN O. OMOJOLA	0628863	FBN	8,583.33
SEPTEMBER	OLADIRAN O. OMOJOLA	0628868	FBN	8,583.33
NOVEMBER	OLADIRAN O.O	0629303	FBN	8,583.33
DECEMBER	OLADIRAN O.O	0629329	FBN	8,583.33
JULY	OLADIRAN O. OMOJOLA	0628566	FBN	25,749.99
JUNE	OYELAKIN O.O	0628559	FBN	5,000.00
APRIL	OYELAKIN O O	0628452	FBN	10,000.00

AFIJO LOCAL GOVERNMENT, JOBELE.				
JAN	PASTOR JOHN ADIGUN EESUOLA	0628578	FBN	1,000.00
JUNE	PAYMENT ON ALLOCATION OF SCHEME	0610692	FBN	100,000.00
JUNE	RAJI TAIWO	0628561	FBN	32,000.00
DECEMBER	THE GUARDIAN N/P SCHOOL, JOBELE	0628564	FBN	5,000.00
	TOTAL			1,473,536.95
CREDIT IN BANK, NOT YET ACCOUNTED FOR IN THE CASHBOOK				
DATE	BENEFICIARY	BANK	CHEQUE NO./REF.NO	AMOUNT
FEB	OYO WEST LG POLARIS	FEB	FBN	510,000.00
FEB	AFIJO LG ZENITH	FEB	FBN	297,223.06
FEB	MRS GBADEGESIN	FEB	FBN	50,000.00
MAY	JAAC	MAY	FBN	2,734,160.70
DECEMBER	WEMA	DECEMBER	FBN	8,583.33
JUNE	UBA TRF	JUNE	FBN	8,583.33
MARCH	FCMB	MARCH	FBN	8,583.00
MARCH	KOLAWOLE KAZEEM	MARCH	FBN	25,755.00
MAY	POLARIS OYO WEST	MAY	FBN	8,583.33
NOVEMBER	ECO BANK	NOVEMBER	FBN	8,584.00
NOVEMBER	WEMA	NOVEMBER	FBN	8,583.33

AFIHO LOCAL GOVERNMENT, JOBELE.				
SEPTEMBER	IBADAN N/WEST LG	SEPTEMBER	FBN	8,583.33
SEPTEMBER	ZENITH TRF	SEPTEMBER	FBN	8,583.33
SEPTEMBER	AFIHO ADV RETD	SEPTEMBER	FBN	221,304.00
SEPTEMBER	WEMA ADV	SEPTEMBER	FBN	8,583.33
JUNE	JAAC	JUNE	ZENITH	6,544,558.06
APRIL	HON JENFA & CO	APRIL	FBN	35,000.00
APRIL	ADENIRAN	APRIL	FBN	132,000.00
JULY	TRANSFER FROM	JULY	ZENITH	0.91
MAY	OVELAKIN	MAY	FBN	6,000.00
APRIL	ADENIRAN	APRIL	FBN	4,190.00
OCT	NULGE STATE	OCT	ZENITH	256,937.59
FEB	AYOOLA PETER	FEB	FBN	9,500.00
FEB	ADEOGUN MRS	FEB	FBN	110,000.00
JUNE	MRS AJALA	JUNE	FBN	2,000.00
JULY	OJETOYINBO THOMAS	JULY	FBN	50,000.00
MARCH	ADEDEJI OLU SOLA	MARCH	FBN	5,000.00
DECEMBER	ADENIRAN	DECEMBER	FBN	1,500.00
DECEMBER	RASHEED ABDAFEZ	DECEMBER	FBN	400.00

AFFIHO LOCAL GOVERNMENT, JOBELE.				
DECEMBER	ADE NIRAN	DECEMBER	FBN	449,000.00
MAY	YEKINNI SEKINAT	MAY	FBN	111,000.00
MAY	ADEOJO RASAQ	MAY	FBN	130,000.00
MAY	OYELERE SOLA	MAY	FBN	375,000.00

AFIJO LOCAL GOVERNMENT, JOBELE.				
MAY	HON ADELEKE & CO	MAY	FBN	60,000.00
AUGUST	SALAM LUQMON	AUGUST	FBN	2,000.00
OCTOBER	GBADEGESIN FADERERA	OCTOBER	FBN	70,800.00
AUG	TRANSFER FROM	AUG	ZENITH	10,052.37
JUNE	TRANSFER FROM	JUNE	ZENITH	36,263.32
OCT	TRANSFER FROM	OCT	ZENITH	156,683.39
MARCH	VARIOUS FEB SALARY	MARCH	ZENITH	219,482.35
MAY	SALA RETD	MAY	ZENITH	3,299.88
JULY	AMO BYN NIG LTD	JULY	FBN	800,600.00
JUNE	AMO BYN NIG LTD	JUNE	FBN	877,237.50
JUNE	ADESINA TL & CO	JUNE	FBN	6,000.00
JUNE	AMO BYN NIG LTD	JUNE	FBN	968,929.35
JAN	OYELAKIN	JAN	FBN	25,000.00
AUGUST	ZENITH CHEQUE	AUGUST	FBN	90,000.00
JULY	SUBEB	JULY	FBN	30,000.00
JULY	HOS	JULY	FBN	120,000.00
JUNE	SUBEB	JUNE	FBN	30,000.00
MARCH	AMUDA SULAIMON	MARCH	FBN	30,000.00

AFIHO LOCAL GOVERNMENT, JOBELE.

DEBIT IN BANK NOT YET ACCOUNTED FOR IN THE CASHBOOK

	BANK	CHEQUE NO./REF.NO	AMOUNT
YO FAITH	ZENITH	609.00	81,575.61
LAT	ZENITH	1,109.00	500.00
	ZENITH	1,117.00	256,937.59
LAT	ZENITH	1,119.00	500,000.00
	ZENITH	1,120.00	350,000.00
LAT	ZENITH	1,129.00	50,000.00
REFURBISHING ACCOUNT	ZENITH	1,131.00	500,000.00
I COMMUNITY	ZENITH	1,145.00	69,400.00
SAMUEL	ZENITH	1,232.00	100,000.00
ADEYOOLA	ZENITH	1,267.00	25,000.00
KEIHINDE	ZENITH	1,335.00	80,000.00
	ZENITH	TRF	797,641.70
N WEST	ZENITH	TRF	405,000.00
SALARY	ZENITH	TRF TO ACCT SAL	11,926,582.18
)	ZENITH	TRF	20,325.35
			15,162,962.43

AFIJO LOCAL GOVERNMENT, JOBELE.

ULAIMON	MAY	FBN	30,000.00
HEQUE	NOVEMBER	FBN	30,000.00
HEQUE	OCTOBER	FBN	30,000.00
HEQUE	SEPTEMBER	FBN	30,000.00
CRO F	MAY	FBN	10,000.00
ERATION	APRIL	FBN	31,000.00
ZENITH	FEB	FBN	500,000.00
LIJO	MARCH	FBN	333,121.99
	MAY	FBN	252,794.67
WEST LG	SEPTEMBER	FBN	8,583.33
COLLECTIONS (LCDA)	TO DECEMBER 19	FBN	925,665.45
			17,855,293.23