

IWAJOWA LOCAL GOVERNMENT,

IWERE-ILE

GENERAL PURPOSE FINANCIAL  
STATEMENT,

FOR YEAR, 2021


## TABLE S OF CONTENTS

Corporate Information	i
Auditors' Report	ii
Statement of Financial Position	iii
Performance	iv
Statement of Cash Flow	v
Statement of Changes in:	vi
Net Assets/Equity	vii
Notes to the GPFS	viii

These Financial statements have been prepared by the treasurer of **Iwajowa Local Government Iwere-Ile** accordance with the provision of the Financial Control and Management Act 1958 as amended. The financial Statement Comply with generally accepted accounting practice.

The Treasurer is responsible for the establishing and Maintaining a system of Internal control designed to provide reasonable assurance that the transactions recorded are with statutory authority and properly record the use of all public financial resources by the Local Government Council.

To the best of my knowledge, this system of internal control has operated adequately throughout the reporting period.



.....  
**Alhaji Adedokun G. Badiru**  
Treasurer



.....  
**Date**

We accept responsibility for the integrity of these financial statements, the information they contain and their compliance with the financial control and Management Act 1958 as amended.


In our opinion, this Financial Statement fairly reflect the financial position of Local Government as at 31<sup>st</sup> December, 2021 and its operation for the year ended on that date.



.....  
**Alhaji Adedokun G. Badiru,**  
Treasurer,  
Iwajowa Local Government,  
Iwere-Ile.



.....  
**Hon. Oyinloye Jelili Adebare,**  
Executive Chairman,  
Iwajowa Local Government,  
Iwere-Ile.



.....  
Date



.....  
Date

**AUDITORS REPORT TO THE IWAJOWA LOCAL GOVERNMENT,**  
**IWERE-ILE**

This is the compilation of financial and operational statements of Iwajowa Local Government, Iwere-Ile which comprise the statement of financial position as at December, 2021. It covers statement of financial performance of cash flow and comparison between Budget and actual expended for the year ended, also a summary of significant accounting policies and other explanation information.

As Internal Auditors it became imperative and responsible to express an opinion on these financial statements based on our audit and to report the opinion to you.

The office provide independent and objective assurance and advisory services, designed to add value toward improving government's operation using a systematic and disciplined approach.

**BASIS OF OPINION:-** The Audit concluded and basis on Audit standard and ethical requirement of accounting standard.

An Audit includes examination, test on basis of evidence relevant to the amount and disclosure in the financial position of the entity as at 31<sup>st</sup> December, 2021 and its financial performance and collections for the year ended in accordance with international public sector accounting standard.



.....  
**Alh. Abdulah S. Rasaq,**  
Internal Auditor,  
Iwajowa Local Government,  
Iwere-Ile.

**STATEMENT NO. 3**  
**NOTES TO THE FINANCIAL STATEMENTS**  
**Statement of Compliance with Any Known Standard**

These Financial Statements were prepared in accordance with the provision of the Finance Control and Management Act 1958 in compliance with the generally accepted accounting policies GAAP thus.

**Statement of Accounting Policies Applied**

The Accounts are prepared under the historical cost and cash basis of accounting. There was no adjustment made to reflect the impact of specific price changes or changes in the general level of process on the Financial Statements Conventionally, under the cash basis of accounting, Fixed assets are not capitalized but are written off fully in the year of acquisition.

- Details of General Revenue Balance are disclosed by way of notes in the Financial Statements of the Local Government.
- Investments that are not written off in the year of acquisition are stated at the cost ruling at the statement of affairs date.
- Stocks have not been valued as they are expensed in the year of purchase under the cash basis of accounting
- Cash and cash equivalent: This is an expanded definition of cash to include some investments where the date of maturity is three months or less from the date of acquisition.
- prior Period adjustments: Correction of fundamental and material errors is treated as a prior period adjustment Disclosure of the effected of new standard not yet adopted is also required.

#### **SUPPORTING INFORMATION NO: 4**

Supporting Information for items presented on the face of the Financial Statements in the order in which each line is presented and other disclosures or relevance supporting statements which may include:

- (i) Statement of Revenue Analysis by Head
- (ii) Statement of Expenditure Analysis by Head
- (iii) Statement of Project Payments Summary
- (iv) Statement of Grant and Subsidies
- (v) A Year End Manpower Statement
- (vi) Advances were stated at the borrowing cost while no provision was made for bad Debts.
- (vii) Taxes were recognized and charge accordingly. Pay as You Earn (PAYE) was charged on salary of every member of staff. Similarly, VAT, WHT and Stamp Duty tax were charged on Government Contracts and Social Services.

# IWAJOWA LOCAL GOVERNMENT, IWERE-ILE.

## BANK RECONCILIATION STATEMENT FOR THE MONTH OF DECEMBER, 2021.

	CURRENT END OF MONTH BALANCE	TOTAL BALANCE FOR THE MONTH	PREVIOUS END OF MONTH BALANCE	
<b>Balance as per Bank Statements</b>				
FIRST BANK PLC - 2029419838 - STATUTORY ALLOCATION ACCOUNT	76,357,357.84		73,020,634.48	
FIRST BANK PLC - 2029427965 - INDEPENDENT REVENUE ACCOUNT	1,131,186.93		1,197,297.08	
UBA PLC - 1019874400 - VAT ACCOUNT	26,251.00		26,251.00	
HERITAGE BANK- 5900001651 - IWAJOWA LOCAL GOVT	196,297.88		196,297.88	
SKYE/POLARIS BANK PLC - 1750036896	58,198.89		58,198.89	
		77,769,292.54	74,498,679.33	
<b>1 ADD:</b>				
(a) UNCREDITED CHEQUES i.e. Remittances in transit to bank, not brought to account (or cash paid to bank but not accounted for by bank)				
(b) Bank charges not yet brought to account in the Cash Book				
(c) Debits in bank not yet accounted for in the Cash Book.				
<b>2 SUBTRACT:</b>				
(a) UNPRESENTED CHEQUES i.e. Credit in Cashbook, not yet accounted for in Bank (Cheques issued but not yet presented to bank for payment)		(8,989,987.48)		
(b) Credit to account in bank, not yet brought to account in the Cash Book (or credit to bank, not yet accounted for in the Cash Book)		(6,915,826.20)		
<b>Balance as per Cash Book</b>	<b>0.00</b>	<b>61,863,478.86</b>	<b>61,863,478.86</b>	
<b>UNPRESENTED CHEQUES (CREDIT IN CASHBOOK, NOT YET ACCOUNTED FOR BY BANK)</b>				
DATE	BENEFICIARY	BANK	CHEQUE NO./REF. NO.	AMOUNT
JAN 2021	MAIHWUN	FIRST BANK		56,386.35
FEB 2021	Sogun Owelewa	FIRST BANK	00386485	90,000.00
FEB 2021	Hon Sogun Owelewa	FIRST BANK	00386511	90,000.00
FEB 2021	Engnr W A Adeola	FIRST BANK		475,000.00
FEB 2021	Ajagbe A O & co	FIRST BANK	transfer	664,067.42
March 2021	OSHA	FIRST BANK	00386580	243,357.00
March 2021	Xitan fellowship	FIRST BANK	00386582	40,800.00
March 2021	AIBIO MFIB NACHIPN	FIRST BANK	00386594	25,895.67
May 2021	Muslim non interest coop		transfer	2,323,385.27
June 2021	Gbasalan O Tiamivu			84,965.83
Aug 2021	owira		386286	500,000.00
Aug 2021	Olamisi Okin ESO		386289	80,000.00
Aug 2021	Iwajowa Lg		386319	19,000.00
Aug 2021	Iwajowa Lg		386315	29,500.00
Sept 2021	A A Akindele		386350	39,687.12
Sept 2021	A A Akindele		386351	30,000.00
Sept 2021	NACHIPN		transfer	25,300.41
Sept 2021	nihio MFIB		transfer	37,800.00
Sept 2021	NIJLGE state		transfer	326,564.15
Sept 2021	IWA MTH		transfer	10,000.00
Dec 2021	Olamisi Okin ESO		394754	43,252.00
Dec 2021	Auditor general		394751	1,187,361.04
Dec 2021	IBR			2,567,665.22
	<b>TOTAL</b>			<b>8,989,987.48</b>

BANK CHARGES					(Check at Stamp)
DATE	BENEFICIARY	BANK	CHEQUE NO./REF.N	AMOUNT	
	TOTAL				(Official Stamp)
UNCREDITED CHEQUES (DEBIT IN CASHBOOK, NOT YET ACCOUNTED FOR BY BANK)					
DATE	BENEFICIARY	BANK	CHEQUE NO./REF.N	AMOUNT	(Check at Stamp)
	TOTAL				
CREDIT IN BANK, NOT YET ACCOUNTED FOR IN THE CASHBOOK					
DATE	BENEFICIARY	BANK	CHEQUE NO./REF.N	AMOUNT	
29/1/2021	ADELEKE RAIBBEM	FBN		26,500.00	S
31/1/2021	OLUMUYIWA ISIOLO ADEKUNLE	FBN		11,125.00	S
11/1/2021	ALABA OYENIRAN STEPHEN	FBN		15,000.00	S
11/1/2021	OGUNDARE GEORGE	FBN		15,000.00	S
11/1/2021	RETURNED CHARGE FOR FAILED TRANSACTION	FBN		32.26	S
15/1/2021	TRADITIONAL COUNCIL ACCOUNT	FBN		800,000.00	S
15/1/2021	REVERSED SALARY (SEPTEMBER, 2020)	FBN		119,000.00	S
27/1/2021	EXCESS VAT CHARGED RETURNED	FBN		20.00	S
27/1/2021	EXCESS VAT CHARGED RETURNED	FBN		39,837.34	S
27/1/2021	EXCESS VAT CHARGED RETURNED	FBN		85,871.75	S
1/3/2021	Failed salaries 4 FBN accounts			90,000.00	
25/3/2021	sgun ovelaye sev all			85,000.00	
25/3/2021	olanwi Okin			90,000.00	
25/3/2021	Kola Ogunleve			50,000.00	
25/3/2021	A A Akindele & co			42,500.00	
25/3/2021	Kunle Ishola			90,000.00	
25/3/2021	sgun ovelaye sev all			85,000.00	
25/3/2021	olanwi Okin			90,000.00	
25/3/2021	Kola Ogunleve			50,000.00	
25/3/2021	A A Akindele & co			42,500.00	
25/3/2021	Kunle Ishola			304,970.25	S
29/3/2021	transfer	FBN		285,098.65	
29/3/2021	Failed salaries March, 2021			10,016.13	
26/4/2021	biogun paul			66,345.58	
26/4/2021	failed salary			21,000.00	
27/4/2021	IWAJOWA LG			2,700.00	
30/4/2021	awez, A. B			10,500.00	
30/4/2021	Estate Iwajowa LG			181,966.43	(Official Stamp)
26/5/2021	Failed Salary Processed			180,000.00	
26/5/2021	IWAJOWA LG			180,000.00	
26/5/2021	IWAJOWA LG			180,000.00	
26/5/2021	IWAJOWA LG			123,511.40	
28/5/2021	Failed Salary			17,000.00	
4/6/2021	IWAJOWA LG			17,000.00	
4/6/2021	IWAJOWA LG			40,032.26	
13/7/2021	Failed Covid 19 Allowance			90,000.00	
16/7/2021	sgun ovelaye sev all			90,000.00	
16/7/2021	FADAIRO ADE MATHEW			62,045.51	
22/7/2021	Failed Salary - July 2021			90,000.00	
30/7/2021	sgun ovelaye sev all			90,000.00	
16/9/2021	sgun ovelaye sev all			90,000.00	
16/9/2021	sgun ovelaye sev all			10,000.00	
29/9/2021	Reversal (covid 19)			458,390.32	
29/9/2021	September salary reversed			19,000.00	
3/9/2021	IWAJOWA LG statutory allocation				





# IGANNA LOCAL COUNCIL DEVELOPMENT AREA

## Bank Reconciliation Statement for the month ended 31<sup>st</sup> December, 2021

### BANK BALANCES

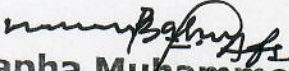
	N
First bank Statutory Account No. 2032319699	5,637,498.85
First Bank IGR Account No. 2032320040	29,763.00
First Bank VAT Account No. 2032319864	266,049.50
	<u>5,933,311.35</u>

### Add:

Bank Charges	-
Debit in bank not Cash Book	-
Uncredited Lodgement	-
	<u>5,933,311.35</u>

### Less

<u>Unpresented Cheques</u>	887,200.00
Credit in Bank not in Cash Book	887,200.00
	<u>5,046,111.35</u>

  
**Mr. Mustapha Muhammed Basiru,**  
Ag. Director of Finance and Supplies,  
Iganna Local Council Development Area,  
Iganna.

**NOTES TO THE ACCOUNTS:**

- A. Bank Charges - Nil
- B. Debit in Bank not in Cash Book - Nil
- C. Uncredited Lodgement - Nil
- D. **Unpresented Cheques**

23/12/2021 Oyo State College of Nursing	PV	Cheque No	₦
	No		
	21	393797	887,200.00

- E. Credit in Bank not in Cash Book - Nil

**IWAJOWA LOCAL GOVERNMENT, IWERE-ILE**  
**STATEMENT OF FINANCIAL PERFORMANCE FOR THE YEAR ENDED 31<sup>ST</sup> DECEMBER, 2021**

	NOTE	FINAL BUDGET 2021	ACTUAL 2021	IGANNA LCDA	CONSOLIDATED	VARIANCE
		N	N	N	N	-
REVENUE						
Statutory Allocation	4	750,000,000	490,902,984.33	-	490,902,984.33	259,097,015.67
Tax Revenue/Jaac special Allocation		144,000,000	-	-	-	-
Non-Tax Revenue	5	80,000,000	12,854,260.00	4,067,940	16,922,200	63,077,800
Investment Income/share Vat Aid and Grants	6	400,000,000 200,000,000	- 441,194,242.17	- 46,842,200	- 488,036,442.17	- -288,036,442.17
<b>Total Revenue</b>		<b>1,574,000,000</b>	<b>944,951,486.50</b>	<b>50,910,140</b>	<b>995,861,626.50</b>	<b>578,138,373.50</b>
<b>EXPENDITURE</b>						
Salaries and Wages	7	598,700,000	469,445,592.48		469,445,592.48	129,254,513.50
Overhead Cost	8	259,300,000.00	70,568,584.29	9,989,578.90	80,558,163.19	178,741,836.81
Grand & Contributions Commission	9					
Depreciation Charges-P capital Impairment charges	10	716,000,000	294,729,685.81	44,337,700	339,067,385.81	376,932,614.19
Amortization charge						
Bad Debt charges						
Financial charges						
<b>Total Expenditure</b>		<b>1,574,000,000</b>	<b>834,743,862.58</b>	<b>54,327,278.90</b>	<b>889,071,141.48</b>	<b>684,928,858.52</b>
Surplus (Deficit) from operating Activities for the period			110,207,623.92	(341,713.90)	106,790,485.02	307,996,244.33
Gain on Exchange/Disposals total Non-operating revenue (Expenses)						
Surplus/(Deficit from ordinary item						
Net surplus (Deficit) for the period						

The note on pages-to form intergral part of the GPFS

**IWAJOWA LOCAL GOVERNMENT, IWERE-ILE**  
**STATEMENT OF FINANCIAL POSITION FOR THE YEAR ENDED 31<sup>ST</sup> DECEMBER, 2021**

	NOTE	2020	IWAJOWA 2021	LCDA IGANNA	CONSOLIDATED
<b>ASSETS</b>					
<b>CURRENT ASSETS</b>					
Cash and Bank	1A	9,525,106.06	61,863,656.80	5,050,384.13	66,914,040.93
Equivalents					
Inventories					
Receivable					
Prepayment					
STABILIZATION		199,653,724.97	105,805,397.75	93,848,327.22	199,653,724.97
<b>Non-Current Assets</b>					
Loans Granted ADV.		217,193,263.65	255,192,980.56		255,192,980.56
Investments	12	1,130,000.00	1,130,000.00		1,130,000.00
Property, plant & Equipment					
Investment property					
Intangible Assets					
<b>Total Assets</b>		<b>427,502,094.68</b>	<b>423,992,035.11</b>	98,898,711.35	522,890,746.46
<b>LIABILITIES</b>					
<b>Current Liabilities</b>					
Deposit	13	40,002,984.34	25,184,012.20		25,184,012.20
Accrued Expenses					
Unremitted deduction					
Deferred income					
Lease Liability					
Service Concession Liability					
Provisions					
Current Portion of Borrowings					
Payable-Exch. Transaction					
<b>Non Current Liabilities</b>					
Borrowings					
<b>Total Liabilities</b>					
<b>Net Liabilities</b>		<b>387,499,110.34</b>			<b>497,706,734.26</b>
<b>Net Assets</b>					
<b>NET ASSETS/EQUITY</b>					
Capital Grants					
Reserves				25,184,012.20	
<b>Total Net Assets/Equity</b>		<b>427,502,094.68</b>			<b>522,890,746.46</b>

The note on pages - to form intergral part of the GPFS

**IWAJOWA LOCAL GOVERNMENT, IWERE-ILE**  
**STATEMENT OF CASH FLOW FOR THE YEAR ENDED 31<sup>ST</sup> DECEMBER, 2021 (NO: 7)**

	NOTE	2020		LCDA IGANNA	CONSOLIDATED
		N	N		
<b>CASH FLOW FROM OPERATING ACTIVITIES</b>					
Inflows					
Allocaton Received	I	490,902,984.33			490,902,984.33
Tax Revenue					
Non-Tax Revenue	II	12,854,260.00		4,067,940.00	16,922,200.00
Investment Icome					
Transfers (Aid & Grant)	III	441,194,242.17		46,842,200.00	488,036,442.17
Total inflow form operating Activities			944,951,486.50	50,910,140.00	955,861,626.50
Salaries and Wages	7	469,445,592.48		-	469,445,592.48
Overheads	8	70,568,584.29		9,989,578.90	80,558,163.19
Transfers grants & Contribution to other	9	-		-	-
Finance Cost					
Extra Ordinary item- Flood Expenses					
			540,014,176.77	9,989,578.90	550,003,755.67
<b>Total outflow from Operating Activities</b>			<b>404,937,309.73</b>	<b>40,920,561.10</b>	<b>405,857,870.83</b>
<b>Net Cash inflow/(Outflow)</b>					
<b>CASH FLOW FROM INVESTING</b>					
Acqution of Assets PPE					
Acqution of investment Property					
Proceeds trin sales of PPE/Capital	10	294,729,685.81		44,337,700.00	339,067,385.81
Net Cash flow from inesting Activities					
<b>CASH FLOW FROM IVESTING</b>					
payment service					
Concession Liability					
Repayment of Loan					
Capital Grant					
Net Cash flow from financing Activities					
Net Cash flow from Activities				-3,417,138.90	66,790,485.02
cash & its Equivalent as at 1/1/2021	1A		3,000,083.03	652,502.03	9,525,106.06
cash & its Equivalent as at 1/1/2021	2B		61,863,656.80	5,050,384.13	66,914,040.93
Notes 1					
cash & its Equivalent as at 1/1/2021	2c		61,863,656.80	<b>5,050,384.13</b>	<b>66,914,040.93</b>
Bank Balances					

**STATEMENT OF REVENUE ANALYSIS BY END YEAR 2021 NOTE 5**

<b>CONOMIC CODE</b>	<b>DEPARTMENT</b>	<b>FINAL BUDGET</b>	<b>ACTUAL</b>
	ADMINISTRATIVE	3,675,000.00	3,001,500.00
	AGRICULTURE	37,850,000.00	7,096,230.00
	FINANCE	18,355,000.00	1,062,930.00
	WORKS	16,020,000.00	1,244,600.00
	EDUCATION	4,100,000.00	449,000.00
	-	<b>80,000,000.00</b>	<b>12,854,260.00</b>

**OPENING BALANCE AS AT 1/1/2021 NOTE 1A**

	<b>PARTICUALR</b>	<b>IWAJOWA</b>	<b>IGANNA LCDA ACTUAL</b>
(a)	Cash	59,162.94	16,152.78
(b)	Bank (Current Account	2,940,920.09	6,508,870.25
	<b>Total</b>	<b>3,000,083.03</b>	<b>6,525,023.03</b>
	Grand total		<b>9,525,106.06</b>

**CLOSING BALANCE AS AT 31ST DECEMBER, 2021 NOTE 2B**

	<b>PARTICUALR</b>	<b>ACTUAL</b>	<b>IGANNA LCDA ACTUAL</b>
(a)	Bank Balances	61,863,478.89	5,046,111.35
(b)	Cash Balance	177.94	4,272.78
	<b>Total</b>	<b>61,863,656.80</b>	<b>5,050,384.13</b>
	<b>Grand Total</b>		<b>66,914,040.93</b>

**INVESTMENT, 2021 NOTE 12**

	<b>HOLDER NAME</b>	<b>ACTUAL</b>	<b>CSCS NO</b>	<b>IGANNA LCDA</b>
	<b>IWAJOWA LOCAL GOVERNMENT, IWERE-ILE</b>	1,130,000.00	36159741VY	NIL

**PERSONNEL EMOLUMENT, 2021 NOTE 7**

<b>ECONOMIC CODE</b>	<b>DEPARTMENT</b>	<b>FINAL BUDGET</b>	<b>ACTUAL</b>
011100100100	POLITICIANS	74,046,699.00	43,131,912.06
011118300101	INTERNAL AUDIT	2,894,794.00	1,453,945.67
011200100100	HEAD OF LOCAL GOVERNMENT ADMINISTRATIVE	5,761,000.00	17,563,462.39
102500100100	ADMIN & GENERAL SERVICES	104,680,584.00	72,681,680.31
012500100100	AGRIC AND NATURAL RESOURCES	12,280,757.00	8,226,964.69
021500100100	FINANCE AND SUPPLIES	45,228,000.00	20,955,243.20
022000100100	BUDGET PLANING RESEARCH	2,991,480.00	2,043,146.06
022000300100	WORKS LAND & HOUSING	63,419,051.00	48,833,814.12
023400100100	EDUCATION & SOCIAL SERV.	63,789,965.00	59,221,583.70
055100300100	PRIMARY HEALTH CARE	198,000,000.00	174,360,375.47
052100100100	ENVIRONMENTAL HEALTH SERVICES	25,607,670.00	20,973,464.81
053500100100	<b>TOTAL</b>	<b>598,700,000.00</b>	<b>469,445,592.48</b>

**GENERAL REVENUE BALANCE**

<b>NO.</b>	<b>PARTICULARS</b>	<b>ACTUAL IWAJOWA LG.</b>	<b>IGANNA LCDA ACTUAL 1/1/2021</b>
		IWAJOWA LOCAL GOVERNMENT	
(a)	Add Revenue for the year <b>Sub Total</b>	944,951,486.50	50,910,140.00
(b)	Less: Expenditure for the year 2021	834,743,862.58	54,327,278.90
	<b>TOTAL (G.R.B)</b>	<b>110,207,623.92</b>	<b>-3,417,138.90</b>



**NOTES 1A: STATUTORY ALLOCATION FROM FEDERATION ACCOUNT**

S/NO	MONTH (N)	IWAJOWA L.G. IWERE-ILE	LCDA IGANNA	CONSOLIDATED
1	January	76,560,473.88	4,978,000.00	81,538,473.88
2	February	45,562,904.13	5,000,000.00	50,562,904.13
3	March	85,750,371.95	13,047,000.00	98,797,371.95
4	April	60,583,233.55	-	60,583,233.55
5	May	51,326,769.36	2,980,000.00	54,306,769.36
6	June	54,178,188.53	-	54,178,188.53
7	July	68,780,154.38	-	68,780,154.38
8	August	50,567,136.14	-	50,567,136.14
9	September	129,723,316.29	-	129,723,316.29
10	October	99,107,769.08	-	99,107,769.08
11	November	82,849,883.23	889,200.00	83,737,083.23
12	December	127,107,025.98	19,950,000.00	147,057,025.98
	<b>Total</b>	<b>932,097,226.50</b>	<b>46,842,200.00</b>	<b>978,939,426.50</b>

Transfer (Aids and Grants)	Note III		
Particular	Actual	LCDA Iganna	CONSOLIDATED
Transfer (Aids and Grants)	441,194,242.17	46,842,200.00	488,036,442.17

**OVERHEAD COST FOR YEAR 2021 NOTE 8:**

ECONOMIC CODE	DEPARTMENT	FINAL BUDGET	ACTUAL
011100100100	CHAIRMAN	42,750,000.00	10,741,947.87
011101300100	SECRETARY	5,130,000.00	-
011118300101	INTERNAL AUDIT	1,440,000.00	786,497.74
011200100100	THE COUNCIL	24,010,000.00	-
102500100100A	HEAD OF LOCAL GOVERNMENT ADMINISTRATIVE	2,866,000.00	234,000.00
012500100100B	ADMIN & GENERAL SERVICES	33,150,000.00	10,503,645.13
021500100100	AGRIC & NATURAL RESOURCES	2,280,000.00	2,495,500.00
022000100100	FINANCE & SUPPLIES	58,878,000.00	40,115,800.62
022000300100	BUDGET PLANING RESEARCH	4,820,000.00	2,043,146.06
023400100100	WORKS LAND & HOUSING	19,721,000.00	579,000.00
055100300100	EDUCATION AND SOCIAL SERVICES	50,940,000.00	2,597,046.87
052100100100	PRIMARY HEALTH CARE	2,275,000.00	-
053500100100	ENVIRONMENTAL	11,040,000.00	472,000.00
	<b>TOTAL</b>	<b>259,300,000.00</b>	<b>70,568,584.29</b>

**CAPITAL EXPENDITURE FOR YEAR 2021 NOTE 10**

<b>ECONOMIC CODE</b>	<b>DEPARTMENT</b>	<b>FINAL BUDGET</b>	<b>ACTUAL</b>
011100100100	CHAIRMAN	1,200,000.00	550,000.00
011101300100	SECRETARY	1,000,000.00	-
011118300101	INTERNAL AUDIT	500,000.00	107,000.00
011200100100	THE COUNCIL	5,000,000.00	-
102500100100A	HEAD OF LOCAL GOVERNMENT ADMINISTRATIVE	300,000.00	-
012500100100B	ADMIN & GENERAL SERVICES	500,000.00	1,925,000.00
021500100100	AGRIC & NATURAL RESOURCES	29,550,000.00	9,860,400.00
022000100100	FINANCE & SUPPLIES	3,500,000.00	5,050,000.00
022000300100	BUDGET PLANING RESEARCH	1,000,000.00	-
023400100100	WORKS LAND & HOUSING	573,750,000.00	261,730,285.81
055100300100	EDUCATION AND SOCIAL SERVICES	4,500,000.00	7,023,000.00
052100100100	PRIMARY HEALTH CARE	50,700,000.00	-
053500100100	ENVIRONMENTAL	44,500,000.00	8,484,000.00
	<b>TOTAL</b>	<b>716,000,000.00</b>	<b>294,729,685.81</b>

**TOTAL EXPENDITURE FOR YEAR 2021**

	<b>ACTUAL</b>	<b>IWAJOWA LG. IWERE-ILE</b>	<b>LCDA IGANNA</b>
A	PERSONNEL EMOLUMENT	469,445,592.48	-
B	OVERHEAD COST	70,568,584.29	9,989,578.90
C	CAPITAL EXPENDITURE	294,729,685.81	44,337,700.00
	<b>GRAND TOTAL</b>	<b>834,743,862.58</b>	<b>54,327,278.90</b>

**CONSOLIDATED TOTAL EXPENDITURE FOR YEAR 2021**

	<b>IWAJOWA LG. IWERE-ILE</b>	<b>LCDA IGANNA</b>	<b>TOTAL</b>
PERSONNEL EMOLUMENT	469,445,592.48		469,445,592.48
OVERHEAD COST	70,568,584.29	9,989,578.90	80,558,163.19
CAPITAL EXPENDITURE	294,729,685.81	44,337,700.00	339,067,385.81
<b>GRAND TOTAL</b>	<b>834,743,862.58</b>	<b>54,327,278.90</b>	<b>889,071,141.48</b>

**SUMMARY OF EXPENDITURE FOR THE PERIOD OF JANUARY 2021 TO DECEMBER, 2021**

<b>MONTH</b>	<b>P.E</b>	<b>OVERHEAD</b>	<b>CAPITAL</b>	<b>SUB TOTAL</b>	<b>LESS EXPENDITURE RECOVERY</b>	<b>TOTAL EXPENDITURE</b>
JANUARY	38,994,015.83	3,536,741.00	26,584,000.46	69,114,757.29	278,507.39	68,836,249.90
FEBRUARY	39,443,289.39	2,800,000.00	7,712,430.11	49,955,719.75	85,800.00	49,869,919.75
MARCH	39,024,833.31	6,953,900.00	36,749,038.96	82,727,772.27	-	82,727,772.27
APRIL	36,280,109.89	3,614,882.60	0.00	39,894,992.49	-	39,894,992.49
MAY	36,029,321.45	965,830.00	30,618,623.96	67,604,775.41	-	67,604,775.41
JUNE	36,065,895.47	1,864,000.00	2,862,470.73	40,792,366.20	893,938.00	39,898,428.20
JULY	35,183,568.88	4,750,000.00	29,865,852.65	69,799,421.53	100,000.00	69,699,237.53
AUGUST	39,238,607.19	1,954,000.00	12,205,839.16	53,398,446.35	194,209.10	53,204,237.25
SEPTEMBER	40,293,622.65	10,665,841.00	63,922,765.87	114,882,229.55	49,000.00	114,833,229.55
OCTOBER	41,706,216.01	2,100,500.00	12,291,603.53	56,098,319.54	-	56,098,319.54
NOVEMBER	41,791,431.91	5,865,300.00	24,737,838.31	72,394,570.22	543,950.00	71,850,620.22
DECEMBER	45,394,680.50	25,506,589.69	47,179,222.07	120,363,459.19	137,562.72	120,225,896.47
<b>TOTAL</b>	<b>469,445,592.48</b>	<b>70,568,584.29</b>	<b>294,729,685.81</b>	<b>837,026,829.79</b>	<b>2,282,967.21</b>	<b>834,743,862.58</b>

**SUMMARY OF ADVANCE FOR THE YEARD ENDED AS AT 31ST  
DECEMBER, 2021**

<b>S/N</b>	<b>NAME</b>	<b>AMOUNT</b>
1	ADENIRAN (Rice)	40,000.00
2	FERTERLIZER	30,000.00
3	F. B. A. AKINTUNDE	85,001.96
4	TRANS INT. BANK	83,333.00
5	CUTLASSES	2,340.00
6	A. P. AYANSIJI	35,710.00
7	DRUG	24,376.50
8	A.A. ADENIRAN	306.27
9	SALAWU ADENIYI	-177
10	AYANDOKUN EMMANUEL	-356.52
11	GANIYU ODERINDE	-1,062.00
12	ADEGBE AJADI	-708
13	MICHEAL ODERINDE	-176.41
14	G. A. KEHINDE	-700
15	M. A. TAIWO	-352.35
16	AWOLOWO ONIFADE	-543
17	M. A. ADEDEJI	11,200.00
18	AKINTEYE E. A.	-1,700.11
19	R. O. TAIWO	-1,766.79
20	OLASUPO WAHEED	-1,766.79
21	OKPUTO SAMUEL	-3,000.00
22	G. B. ADEDOKUN	-200
23	J. O. IDOWU	-200
24	O. S. AKINOLA	3,200.00
25	AYOOLA JOEL	-2,111.00
26	OGUNTUNDE A. O.	197,500.00
27	ALH. R. A. KOSEMANI	141,334.21
28	AKINLOTAN G. A.	127,710.00
29	OLAWOORE J. O.	35,920.00
30	FUNKE AKINOLA	52,999.98
31	OBAKUNLE SAMUEL	-5,940.00
32	BOLA OLOJEDE	-37
33	SODUNKE MUSTAPHA LATEEFAT	-37
34	ADEGOKE MUJIDAT	-37

35	WAHAB YISAU	-37
36	WOJUOLA F. A.	-5,300.00
37	AMUSAT IDIAT A.	-11
38	OGUNNIYI FELICIA	-533.26
39	AFONJA M. A.	35,333.25
40	GANIYU RAMOTA	5,299.89
42	OLAWOYIN ANTONY	101,053.30
43	KAREEM SOLIU	104,939.97
44	AKINTEYE F. O.	81,619.95
45	AZEEZ R. O.	69,956.94
46	RAHEEM LUKMAN	73,843.61
47	ADEYEMO BILIAMIN	101,050.30
48	OSUNTUNJI A. O.	-1,000.00
49	ADENIRAN MATTEW	-933.39
50	G. A RUFAl	-280.36
51	GANIYU ADIGUN	7,600.00
52	AKINFENWA FELICIA	-1,746.77
53	IDIBUNMI VICTORIA	4,869.63
54	OLALEKAN AZEEZ	-3,534.02
55	ADESINA K. A.	197,200.00
56	AKINLOTAN D. B.	11,798.43
57	MODUPE OYESIJI	17,666.63
58	OYEW0 SERAH	77,732.78
59	ADEBISI C. B.	16,135.25
60	ISHOLA J. B.	73,846.61
61	AJIBOWU E. A.	17,666.63
62	ADEDIGBA R. A.	27,206.61
63	KUNLE SALAMI	-5,300.00
64	OLUSOJI SUNDAY	-7,066.63
65	BABATUNDE JACOB	-1,766.79
66	ASAMU J. A.	-29,700.00
67	BAMIGBOYE J. A	-2,233.34
68	OLAYODE JOSEPH	-1,766.79
69	SALAUDEEN RASAQ	2,950.00
70	GBADAMOSI S. K.	112,860.00
71	OLUBOWALE ADIO	-2,970.00
72	ADEGBENJO FUNMI	23,760.00
73	DAVID ADEDOKUN	-1,766.02

74	S. O. FAJIMI	-3,766.83
75	OJELEKE EZEKIEL	05
76	KAREEM WAHAB	1,766.67
77	OLANIPEKUN JOHN	(05)
78	OLATUNJI SIMEON	(05)
79	OLADELE THOMAS	1,766.62
80	ADIO S. A.	-840
81	ADENIRAN G. O.	182,500.00
82	OSUNDARA S. O.	-7,960.00
83	ADEGOKE CLEMENT B.	-560
84	ADEOLA OLADELE M.	113,850.00
85	SALAKO S. A.	-2,400.00
86	ODURINDE PAULINA	-10,600.00
87	OKEYODE PETER	-3,886.67
88	OGUNDARE V. O	94,090.00
89	AKANDE J. A	8,610.00
90	BADRU SEMIU	13,843.55
91	ADEGBOLA SOLIU A.	77,730.22
92	PETER OKEYODE	4,236.19
93	OLUGBADE SHITTU	85,509.60
94	OGUNTONA B. O	81,616.97
95	JANET OLAYIWOLA	104,929.97
96	M. O. OLATUNBOSUN	1,487.11
97	R. I. ADEGOKE	-5,309.00
98	R.F. OLAWALE	-4,500.00
99	T. F. OMIDIJI	-3,886.67
100	F. G. OBATOWON	-4,999.43
101	AYANDOKUN JOEL	-1,766.65
102	IDOWU R. O	28,373.33
103	ALABI M. O	2,004.60
104	D. O. OLAYIWOLA	11,776.61
105	DR. ABEGUNDE KAYODE	188,444.44
106	GANIYU OGUNBODE	-06
107	OGUNDEJI ARYET	-3,533.32
108	OGUNDOKUN KUDIRAT	-1,766.70
109	OSUNTONA M. E	-3,533.46
110	OLANIYI AMINAT	1,766.53
111	OYEDEJI M. F.	38,866.61

112	FOLORINSO JANET	1,766.54
113	SANGODARE JOHN	3,533.27
114		
115	RAIMI ATOYEGBE	15,899.90
116	KAMORU GANIYAT	101,050.30
117	ADENIYI J. A.	85,503.62
118	JACOB DORCAS	180,200.00
119	YABI GRACE	143,100.00
120	ATUNWA SUNDAY O.	153,700.00
121	AZEEZ T. O.	101,053.30
122	OGUNNIYI F. O.	-1,766.67
123	OLOJEDE R. O	112,712.81
124	ODELEYE MOSES	116,599.98
125	ASIRU BILIKISU	108,826.64
126	OLADEJI GEORGE	101,053.30
127	OJEBISI EZEKIEL	108,826.64
128	ADEOYE SAMUEL	143,031.33
129	AKINFENWA SAMUEL TAIWO	124,373.32
130	AKINLOTAN JACKEEM O.	174,900.00
131	OPADOKUN YEMI	148,400.00
132	OGUNFUNMILAYO JOHNSON	128,259.99
133	BAMIGBADE SEGUN	176,666.66
134	MOJINYINOLA TIMOTHY	206,111.11
135	TIJANI F. B	115,557.99
136	SALAUDEEN NAJIMI	-23,320.02
137	ADENIYI ALADE	12,366.69
138	PAUL BABARINDE	-8,833.35
139	OGUNSOLA MOFOYE	-8,833.35
140	HAMMED SAKIRAT	18,885.00
141	IROKO GANIYAT	15,546.68
142	OLATUNDE MATHEW O.	-5,300.01
143	ADESOLA CECILIA	-6,183.34
144	SALAMI AMUSAT	-3,533.34
145	ENIOLA SUNDAY	-3,533.34
146	AYANTUNJI DEBORAH	12,799.47
147	PENSIONER	249,738,440.45
	<b>TOTAL</b>	<b>255,192,980.56</b>

**SUMMARY OF DEPOSIT FOR THE YEAR ENDED AS AT  
DECEMBER, 2021**

S/N	PAYE	
		14,050,151.72
1	NULGE	171,864.82
2	STAFF COOPERATIVE	233,903.58
3	MOSQUE FISEBILILAH	248,920.00
4	CAN VOLUNTARY DONATION	75,100.00
5	CHECK OFF	692,111.61
6	VAT	(1,409,785.29)
7	TAX	(6,756,639.46)
8	SPEB	2,440,164.89
9	F M B	336,502.89
10	STAMP DUTY	9,655,605.08
11	TRADITIONAL COUNCIL	(3,148.76)
12	HUMMAN COMM	253,500.00
13	HUMMAN AFFAIR	364,500.00
14	S.A. OGUNDELE	833.22
15	L. A. AMUSAT	3,120.00
16	B. O. ADISA	266.67
17	OLUSEGUN AKINDELE	405
18	P. A. ADEYEMO	(3,300.00)
19	E.A. AJIBOWU	1,600.00
20	B. OLANIRAN	81,120.00
21	ALH. T. A. OLANREWAJU	5,880.00
22	A. A. JIHOM	3,330.00
23	OYEDEJI MODUPE	(5,989.39)
24	GABRIEL B.O	(3,630.00)
25	OGUNTONA B. O.	(4,750.00)
26	AKINTOYE A.	(10,764.00)
27	ADEDIJE E. ADESOJI	(80,080.00)
28	P. B OLADEJI	76,300.00
29	PARTY DEDUCTION	996,899.51
30	S. A. OJO	10,600.00
31	ADEDIGBA A.O	12,710.08
32	ALH. BAMIMORE	42,740.00
33	OYO STATE TUC	42,680.00
34	SHITTU S. A	42,000.00
36	BOARINWA T. A	7,260.00



37	OGUNDAIRO A. M.	42,400.00
38	D. O. OLAYIWOLA	90,544.55
39	S. A. ADEWOLE	(10,389.83)
40	TIJANI S. A	19,341.00
41	AKINRINADE M.A	11,341.00
42	MUSLIM UMMAH COOPERATIVE	279,220.08
43	NURSE DUE	344,531.79
44	AJUMOSE BUS	799,999.85
45	S. F. OGUNDIPE	26,100.00
46	OJO G.O.	16,500.00
47	ADELEKE J. A.	20,400.00
48	OLAOYE J. A.	17,166.00
49	OJELEKE ABIGEAL	24,639.00
50	ISMAIL FALILA	96,600.00
51	SALAMI AFUSAT	16830
52	HAMMED SAKIRAT	7,554.00
53	BABATUNDE FAUSAT	3,996.67
54	EYINADE ABIGEAL	100,980.00
55	ENIOLA MONSURAT	39,270.00
56	AMAD B. O	7,554.00
57	ADETOLA JACOB	31,500.00
58	AYANYEMI MORENIKEJI	75,730.00
59	ADEDIRAN KUDIRAT	3,996.67
60	OLAYODE BOLAJI	7,554.00
61	OJEDOKUN Y. O	11,331.00
62	ADETUNJI M. ADELANI	30,900.00
63	OJEDIRAN S. A	11,331.00
64	ADEBAYO BOLARINWA	11,331.00
65	OWOLABI BOSEDE	105,756.00
66	ADENIJI LATEEF	31,827.00
67	OKESANI SERAN	72,930.00
68	ADEOJO OLABISI	67,320.00
69	FASASI TIJANI	67,320.00
70	KEHINDE JANET	3,996.67
71	MUSTAPHA AKEEM	81,840.00
73	OYEBOADE ADEFUNKE	84,150.00
74	TIJANI FAUSAT	84,150.00

75	ADEGOKE MARY	30,420.00
76	OLADENI MOTUNRAYO	15,986.68
77	EEGUNJO ABEL	39,996.67
78	ADEKINTO ADENIKE	134,196.67
79	SADIQ JELILI	15,986.68
80	AZEEZ LAIFAT	11,990.68
81	ADEROJU ADIJAT	87,356.74
82	AMUDA ISMAIL	90,101.50
83	GANIYU MUSIBAU	27,706.69
84	OSUOLALE OLADOSU	182,999.80
85	AYANLADUN WASIU	105,756.00
86	AYOOLA OJO	100,000.00
87	SAMINU DAIRO	15,108.00
88	ADEKUNLE SUNDAY	18,885.00
89	AYOOLA J. ADEYEMO	120,000.00
90	ADENIRAN SUNDAY	130,000.00
91	ADEDOKUN RACHEAL	10,180.00
92	ADETUNJI ADEWALE	80,000.00
93	OJO EMMANUEL	16,476.40
94	ADISA AKEEM	31,500.00
95	ADEPOJU JOHN	34,650.00
96	OYELAMI AYANSOLA	130,341.00
97	AKINDEYI EMMANUEL	47,673.20
98	MOHAMMED FOLAHUNSHO	3,777.00
99	ASIRU BILIKISU	7,773.34
100	OLAOSUN MATHEW	15,300.00
101	N.A.C.P.H.N	53,358.70
102	M.H.W.U.N	44,277.02
103	OGUNDIYA STEPHEN	26,000.00
104	AFOLABI LATIFAT	39,975.00
105	ADEAGBO FASASI	(220,000.00)
106	AMUSAT BILIKISU	3,996.67
107	ADEGBOLA AYODEJI	122,388.00
108	OYO STATE HEALTH INSURANCE	59,254.00
109	ABIO	74,999.00
110	AKINOLA JOHN	(33,990.00)
	<b>TOTAL</b>	<b>25,184,012.20</b>