

A decorative border consisting of a grid of small, stylized ice cream cones. The cones are arranged in a rectangular pattern, with a horizontal row at the top, a horizontal row at the bottom, and vertical columns on the left and right sides. Each cone is depicted with a simple, shaded design, giving it a three-dimensional appearance.

**SAKI WEST**

**LOCAL GOVERNMENT**

**GENERAL PURPOSE FINANCIAL STATEMENT**


**2021**

STATEMENT NO. 1

RESPONSIBILITY FOR THE PREPARATION AND PRESENTATION OF FINANCIAL STATEMENTS

These Financial Statement have been prepared by the Council Treasurer of Saki West Local Government in accordance with the provisions of the Finance Control and Management Act 1958 as amended.

The Financial Statements comply with the Generally Accepted Accounting Practice (GAAP). The Council Treasurer is responsible for establishing and maintaining a system of internal controls designed to provide reasonable assurance that the transactions carried out and recorded are within statutory authority and properly record the use of all public financial resources by the Local Government. However, to the best of my knowledge, this system of internal control has operated adequately throughout the reporting period.





Alih. Oladiti Rahaman A.

Date

Director of Finance and Supplies

We accept responsibility for integrity of these financial statements, the information they contain and their compliance with above mentioned laws. In our opinion, these financial statements fairly reflect the financial position of Saki West Local Government as at 31st December, 2021 and its operations for the year ended on that date.

					
Alh. Oladiti Rahaman A, Director of Finance and Supplies		HON. Omirinde Sarafadeen.A CHAIRMAN			
Date:.....		Date: 21/10/22		Date:.....	



## STATEMENT NO. 3

**SAKI WEST LOCAL GOVERNMENT, SAKI**  
**CONSOLIDATED STATEMENT OF FINANCIAL PERFORMANCE**  
**FOR THE YEAR ENDED 31ST DECEMBER, 2021**

	EXPENDITURE	NOTE	ACTUAL CURRENT YEAR 2021 SAKI WEST LOCAL GOVERNMENT	ACTUAL CURRENT YEAR 2021 ASABARI LCDA	ACTUAL CURRENT YEAR 2021
	<b>REVENUE</b>				
430,540,325.76	Share of FAAC - Statutory Allocation	3	891,539,645.10	26,687,200.00	30,119,200.00
599,044,850.00	Teachers Pension Fund	4	259,959,826.81		
	<b>Total Dependent Revenue (B)</b>		<b>1,151,499,471.91</b>	<b>26,687,200.00</b>	<b>30,119,200.00</b>
	<b>Independent Generated Revenue:</b>				
10,670,959.01	Non-Exchange(TAXES)	5	8,365,380.00	33,420.00	1,321,600.00
15,842,326.15	Exchange	6	30,995,560.00	2,974,020.00	7,475,204.40
3,767,137.55	- Interest Earned	7	2,830,356.00	818,688.02	218,500.21
	<b>Total Independent Revenue (C)</b>		<b>42,191,296.00</b>	<b>3,826,128.00</b>	<b>9,015,304.61</b>
	<b>Aids and Grants: (D)</b>				
	Reimbursement	8	4,868,781.60		
101,147,263.28	Transfer From FIXED DEPOSIT		9,045,108.80		39,134,504.40
1,037,289,619.56	<b>Total Revenue (F = B + C + D + E)</b>		<b>1,207,604,658.31</b>	<b>34,339,456.02</b>	<b>87,284,313.62</b>
	<b>EXPENDITURE</b>				
430,540,325.76	Personnel Emolument	9	437,089,164.92	NIL	NIL
	OverHead		0		0.00
71,606,357.24	General Administration	10	138,253,362.97	3,439,495.25	1,508,750.00
5,443,500.00	Health and Environmental		8,588,000.00	60,000.00	252,000.00
14,370,733.60	Works, Housing, Land & Survey		3,360,900.00	946,520.27	467,250.00
56,240,793.06	Community Development & Culture (Edu.)		7,313,700.00	1,787,000.00	1,292,200.00
2,115,582.78	Agriculture & Natural Resources		1,639,000.00	NIL	20,000.00
	LGSPB	11a	259,959,826.81	0	
23,932,974.74	Pension + 13Th month		85,464,854.23	S	NIL0
827,436,606.92	<b>Total Recurrent Exp.</b>		<b>941,668,808.93</b>	<b>6,233,015.52</b>	<b>3,540,200.00</b>
376,912,146.00	Capital Project	12	268,126,377.00	24,517,000.00	35,314,500.00
	Miscellaneous expences			79,000	NIL
1,204,348,752.92	<b>Total Expenditure (G)</b>		<b>1,204,926,341.36</b>	<b>30,829,016.00</b>	<b>38,854,700.00</b>
79,066,087.20	Surplus / (Deficit) from Operating Activities for the period (F - G)		2,678,316.95	3,510,440.02	9,170,108.56
3,477,000	Proceed on Disposal of Assets (Tractor)	13	2,829,800.00		
	<b>Net Suplus / Deficit for the period</b>		<b>5,508,116.95</b>	<b>3,510,440.02</b>	<b>9,170,108.56</b>
The Notes to the Account of Saki West Local Government is an integral part of 2021 this Financial Statements.					

## STATEMENT NO. 4

## SAKI WEST LOCAL GOVERNMENT

## CONSOLIDATED STATEMENT OF FINANCIAL POSITION

CURRENT ASSETS	NOTE	ACTUAL CURRENT YEAR 2021 SAKI WEST L/GOVT.	ACTUAL CURRENT YEAR 2021 ASABARI LCDA	ACTUAL CURRENT YEAR 2021 WEWE LCDA	ACTUAL CURRENT YEAR 2021 TOTAL
Cash and Cash Equivalents	14	5,171,129.18	1,906,607.43	301,064.11	
<b>OTHER ACCOUNTS (FUND)</b>	15	88,222,044.63			
Receivables	16	23,985,000.00	0.00		
Advances	17	368,378,940.68	0.00	0.00	408,800,311.99
Prepayments	18	1,371,000.00			
<b>TOTAL CURRENT ASSETS</b>		<b>487,128,114.49</b>	<b>1,906,607.43</b>	<b>301,064.11</b>	<b>408,800,311.99</b>
<b>NON CURRENT ASSETS</b>					
<b>Investment Properties</b>					
Property, Plant & Equipment	19	427,065,269.30	25,103,000.00	16,191,000.00	
Investment	20	52,529,573.00	0.00		52,529,573.00
<b>TOTAL ASSETS</b>		<b>990,873,425.30</b>	<b>27,009,607.43</b>	<b>16,492,064.11</b>	
<b>LIABILITIES</b>		0			
Deposit (B)	21	6,293,363.40	3,679,489.87	NIL	
<b>NET ASSETS / EQUITY (C = A - B)</b>		<b>984,580,061.90</b>	<b>81,988,977.35</b>	<b>72,823,896.43</b>	
<b>TOTAL NET/EQUITY /Reserve</b>		<b>984,580,061.90</b>	<b>81,988,977.35</b>	<b>72,823,896.43</b>	
Reserves	22	427,065,269.00	25,103,000.00	16,191,000.00	
<b>The Notes to the Account of Saki West Local Government is an integral part of these 2021 Annual Financial</b>					

## STATEMENT NO. 5

## SAKI WEST LOCAL GOVERNMENT

CONSOLIDATED STATEMENT OF CASH FLOW FOR THE YEAR ENDED 31<sup>ST</sup> DECEMBER, 2021

	ACTUAL CURRENT YEAR 2020 SAKI WEST L/GOVT.	ACTUAL CURRENT YEAR 2021 ASABARI LCDA	ACTUAL CURRENT YEAR 2021 WEWE LCDA	ACTUAL CURRENT YEAR 2021 TOTAL	PREVIOUS YEAR 2020
<b>Cash flows from operating Activities:</b>					
Share of FAAC	891,539,645.10	26,687,200.00	30,119,200.00	948,346,045.10	988,488,569.39
Teachers LGSPB	259,959,826.81			259,959,826.81	
Share of 10% State IGR					
Non Exchange	8,365,380.00	33,420.00	1,321,600.00	9,720,400.00	10,670,559.01
Exchange	30,995,560.00	2,974,020.00	7,350,204.19	41,319,784.19	15,842,326.15
Investment Income					
Interest Earned	2,830,356.00	818,688.00	218,500.21	3,867,544.21	921,943.81
(Transfer from fixed	9,045,108.80			9,045,108.80	
Reimbursement From Pension	4,868,781.60			4,868,781.60	
<b>Total Inflow from Operating Activities (a)</b>	<b>1,198,559,549.51</b>	<b>30,513,328.00</b>	<b>39,134,504.40</b>	<b>1,268,207,381.91</b>	<b>1,173,488,823.25</b>
<b>Out Flow from Operating Activities</b>					
Personnel Emolument	437,089,164.92			437,089,164.92	430,540,325.76
<b>Overhead Cost:</b>					
Education Services	7,313,700.00	1,787,000.00	1,292,200.00	10,392,900.00	56,059,693.06
Transport Services (Works & Housing)	3,360,900.00	946,520.27	467,250.00	4,774,670.27	14,370,733.60
Health Services & Environmental	8,588,000.00	60,000.00	252,000.00	8,900,000.00	6,473,500.00
- Agriculture Services	1,639,000.00	NIL	20,000.00	1,659,000.00	2,115,582.78
General Services	138,253,362.97	79,000.00	1,508,750.00	139,841,112.97	71,335,967.00
Pension + 13Th month	85,464,854.63			80,596,072.63	
LGSPB	259,959,826.81			259,959,826.81	223,186,339.74
<b>Total Outflow from Operating Activities (b)</b>	<b>935,751,964.36</b>	<b>2,872,520.27</b>	<b>3,540,200.00</b>	<b>942,164,684.63</b>	<b>602,028,776.18</b>
<b>Net Cash flow / (Out flow) from Operating Activities (c=a-b)</b>	<b>262,807,585.15</b>	<b>27,640,807.73</b>	<b>36,360,304.00</b>	<b>326,808,696.88</b>	<b>568,944,175.67</b>
<b>Cash flow from Investing Activities:</b>					
Purchase / Construction of Assets (Capital Expenditure)	193,912,107.73	24,517,000.00	35,314,500.00	253,743,607.73	376,512,146.00
Proceed Sale of Asset (PPE)	2,829,800.00			2,829,800.00	600,000.00
Purchased PP&E	74,214,269.30			74,214,269.30	4,900,000.00
Purchase / Con. Of Investment Property					
Purchase of Financial Instrument / Proceed from Sales of Assets					
<b>Net Cash flow from Investing Activities (d)</b>					
<b>Cash Flow from Financing Activities:</b>					
Interest/Proceed from Loans and Other Borrowings					
Dividend Received					
Repayment of Loans					
<b>Net Cash Flow from Financing Activities (e)</b>					
<b>Net Cash Flow from All Activities (c+d+e)</b>	<b>2,488,991.88</b>	<b>3,123,800.73</b>	<b>1,045,804.00</b>	<b>6,658,596.61</b>	<b>214,399,029.67</b>
Cash and Cash Equivalent as at 1 <sup>st</sup> Jan	2,239,099.61	1,906,607.43	21,259.71	4,166,966.75	
Cash and Cash Equivalent as at 31 <sup>st</sup> Dec.	5,171,129.18	468,890.99	301,064.00	5,941,084.17	

## STATEMENT NO. 6

**SAKI WEST LOCAL GOVERNMENT**  
**CONSOLIDATED STATEMENT OF COMPARISON OF BUDGET AND ACTUAL**

DETAILS	YEAR 2021				BUDGET 2021	VARIANCE	REMARKS
	ACTUAL						
	SAKI WEST	ASABARI	WEWE	TOTAL			
Share of FAAC (Statutory Allocation)	891,539,645.10	26,687,200.00	30,119,200.00	1,208,305,871.91	1,560,000,000.00		
Teachers Pension LGSPB	259,959,826.81			259,959,826.81			
Reimbursement	4,868,781.60			4,868,781.60			
<b>TOTAL DEPENDENT</b>	<b>1,151,499,471.91</b>	<b>26,687,200.00</b>	<b>30,119,200.00</b>	<b>1,473,134,480.32</b>	<b>1,560,000,000.00</b>		
Independent Generated Revenue:-							
Non -	8,365,380.00	33,420.00	1,321,600.00	9,720,400.00	29,200,000.00		
Exchange	30,995,560.00	2,974,020.00	7,350,204.19	41,319,784.00	92,400,000.00		
Investment	52,529,573.00			52,529,573.00			
Interest Earned	2,830,356.00	818,688.00	218,500.21	3,867,544.00	400,000.00		
Transfer From Fixed Deposit	9,415,653.09			9,415,653.09			
<b>TOTAL IND. Revenue</b>	<b>104,136,522.09</b>	<b>3,826,128.00</b>	<b>8,890,304.40</b>	<b>116,852,954.09</b>			
<b>TOTAL REVENUE</b>	<b>1,205,936,777.00</b>	<b>34,339,456.00</b>	<b>47,899,808.80</b>	<b>1,706,840,388.50</b>	<b>1,679,700,000.00</b>		
Salary Wages	437,089,164.92		0.00	437,089,164.92	550,000,000.00	49,459,674.24	
General	138,253,362.97	3,439,495.25	1,508,750.00	143,201,608.22	175,480,000.00	21,439,553.01	
Health and Environmental	8,588,000.00	60,000.00	252,000.00	8,900,000.00	16,654,000.00	20,711,420.70	
Works, Housing, Land & Survey	3,360,900.00	946,520.27	467,250.00	4,774,670.27	17,500,000.00	10,469,745.70	
Community Development and Culture	7,313,700.00	1,787,000.00	1,292,200.00	10,392,900.00	66,500,000.00	31,819,693.06	
Agricultural and Natural Resources	1,639,000.00		20,000.00	1,659,000.00	5,000,000.00	9,134,417.22	
Pension Advance + 13Th Month	85,464,854.23			80,596,072.63			
Capital project	268,126,377.00	24,517,000.00	35,314,500.00	327,957,877.00	622,300,000.00		
LGSPB	259,959,826.81			259,959,826.81	250,000,000.00		
<b>TOTAL EXPENDITURE</b>	<b>1,209,795,185.93</b>	<b>30,750,015.52</b>	<b>38,854,700.00</b>	<b>1,274,531,119.85</b>	<b>1,679,700,000.00</b>	<b>295,208,193.06</b>	
Surplus / (Deficit)	2,058,435.64	3,589,440.48	9,045,108.80	14,692,984.92			



**STATEMENT NO. 7**

**NOTES TO THE FINANCIAL STATEMENTS**

The notes should include a section stating clearly the accounting policies adopted in the preparation of the Financial Statements.

These should be arranged as follows:-

- \* Statement of compliance with any known standards.
- \* Statement of accounting policies applied.

**Basis of Accounting**

The accounts are prepared under the IPSAS Accrual Accounting basis. There are no adjustments made to reflect the impact of specific price charges or changes in the general level of prices on the financial statements.

**Presentation of the Financial Statements**

Details of General Revenue Balances are disclosed by way of notes in the financial statements of the Local Government.

**Investments**

Investments that are not written off in the year of acquisition are stated at the cost ruling at the statement of affairs date. Gain or loss arising on transaction whether realized or investment income from security is credited when received.

**Stocks**

Stocks have not been valued as they are expensed in the year of purchase under the cash basis of accounting.

**Cash and Cash Equivalents**

This is an expedited definition of cash to include some investments where the date of maturity is three months or less from the date of acquisition.

**NOTE 1: STATEMENT OF COMPLIANCE**

The Financial Statements are prepared in compliance with the provisions of the Finance Control and Management Act 1958 as amended and Generally Accepted Accounting Practice (GAAP).

**NOTE 2: BASIS OF ACCOUNTING**

The Financial Statements are prepared using IPSAS Accrual basis.

NOTE :- 5&amp; 6&amp;7

## SAKI WEST LOCAL GOVERNMENT SUMMARY OF REVENUE FROM JANUARY TO DECEMBER 2020

INDEPENDENT GENERATED REVENUE						
S/NO.	MONTH(S)	NON-EXCHANG	EXCHANGE	BANK INTREST	TOTAL	
1	January	648,000.00	1,031,960.00	NIL	1,679,960.00	
2	February	697,940.00	8,253,600.00	3,535.08	8,955,075.08	
3	March	1,145,900.00	6,566,900.00	566,492.04	8,279,292.04	
4	April	182,250.00	1,726,700.00	1,309.72	1,910,259.72	
5	May	880,050.00	1,155,600.00	1,309.72	2,036,959.72	
6	June	773,880.00	1,610,800.00	564,491.42	2,949,171.42	
7	July	475,600.00	2,232,400.00	4,854.16	2,712,854.16	
8	August	288,100.00	2,042,200.00	1,309.72	2,331,609.72	
9	September	1,143,700.00	242,400.00	837,691.81	2,223,791.81	
10	October	929,600.00	1,745,600.00		2,675,200.00	
11	November	599,460.00	356,400.00		955,860.00	
12	December	600,900.00	316,200.00	849,362.33	1,766,462.33	
	<b>TOTAL</b>	<b>8,365,380.00</b>	<b>30,995,560.00</b>	<b>2,830,356.00</b>	<b>38,476,496.00</b>	
	Sales of scrapvalue				885000	
	Sales of Tractor				2829800	
					Grand Total	<b>42,191,296</b>

**NOTE 3&4 CONSOLIDATED REVENUE (Statutory Allocation)**

ECONOMIC CODE	MONTHS	REVENUE LGSPB	STATUTORY ALLOCATION
11010101	January	20,591,385.54	62,600,984.40
	February	20,832,010.21	48,780,218.46
	March	21,313,876.15	76,286,031.19
	April	21,432,161.22	61,557,279.43
	May	21,559,246.36	41,428,720.19
	June	21,980,806.16	48,167,200.62
	July	21,467,702.81	65,075,958.16
	August	21,825,706.68	47,756,858.88
	September	21,869,518.47	118,293,062.86
	October	21,998,123.43	91,182,619.31
	November	22,329,516.49	125,893,913.95
	December	22,761,773.29	104,516,297.65
	<b>TOTAL</b>	<b>259,959,826.81</b>	<b>891,530,645.14</b>

**CONSOLIDATED REVENUE (Statutory Allocation)**

CODE	MONTHS	REVENUE LGSPB	STATUTORY ALLOCATION
1101	January	20,591,385.54	62,600,984.40
	February	20,832,010.21	48,780,218.46
	March	21,313,876.15	76,286,031.19
	April	21,432,161.22	61,557,279.43
	May	21,559,246.36	41,428,720.19
	June	21,980,806.16	48,167,200.62
	July	21,467,702.81	65,075,958.16
	August	21,825,706.68	47,756,858.88
	September	21,869,518.47	118,293,062.86
	October	21,998,123.43	91,182,619.31
	November	22,329,516.49	125,893,913.95
	December	22,761,773.29	104,516,297.65
	<b>TOTAL</b>	<b>259,959,826.81</b>	<b>891,530,645.14</b>

NOTE : 19- ASSET						
ASABARI LOCAL COUNCIL DEVELOPMENT						
S/NO.	VEHICLE/MACHINERIES	REVENUE DETAILS	LOCATION	OFFICER(S) TO WHICH THEY ARE ATTACHED	CURRENT LEVEL OF USAGE	AMOUNT N
1	Sonata Hyunda		Asabari	Chairman	Good	1,500,000.00
2	Toyota Corolla 2013 Model		Asabari	Chairman	Good	1,800,000.00
3	Toyota Camry		Asabari	Vice Chairman	Good	300,000.00
4	Toyota Corolla 2010 Model		Asabari	Ag/HLGA	Good	1,600,000.00
5	Golf SHK 09LG		Asabari	D/Finance	Fair	350,000.00
6	Ford Ranger Jeep		Asabari	Honorables	Fair	400,000.00
7	Peugeot 505 LG 44 SHK		Asabari	Director of Works	Fair	200,000.00
8	Toyota Haice SHK 02 LG		Asabari	Hon.		50,000.00
9	Cat Grader		Asabari	Works Dept.	Good	11,000,000.00
10	Skip Heater		Asabari	Env. H. Services	Fair	2,500,000.00
11	MF Tractor		Asabari	Agric Dept.	Fair	3,000,000.00
12	Jincheng Motorcycle		Asabari	Administrative	Fair	120,000.00
13	BAJAJ Motorcycle		Asabari	Budget	Good	150,000.00
14	BAJAJ Motoreycle		Asabari	Rate Officer	Good	150,000.00
15	BAJAJ Motorcycle		Asabari	Works Dept.	Good	150,000.00
16	BAJAJ Motorcycle		Asabari	D/DAGS Admin.	Good	150,000.00
17	BAJAJ Motorcycle		Asabari	Director of Agric	Good	150,000.00
18	BAJAJ Motorcycle		Asabari	Cashier Finance	Good	150,000.00
19	BAJAJ Motorcycle		Asabari	Chairman PA	Good	150,000.00
	<b>TOTAL</b>					<b>25,103,000.00</b>

NOTE :- 19 ASSET

## WEWE LOCAL COUNCIL DEVELOPMENT

S/NO.	CAR MODEL	REVENUE DETAILS	AMOUNT N	REMARKS
<b>A.</b>	<b>VEHICLES</b>			
1	Toyota (2010) Model		2,500,000.00	Functioning
2	Toyota (2010) Model		1,500,000.00	Functioning
3	Toyota Corola		1,200,000.00	Functioning
4	Toyota Corola		1,000,000.00	Functioning
5	KIA		500,000.00	Functioning
6	Golf Volkswagen		200,000.00	Functioning
7	Toyota Pick Up		250,000.00	Functioning
	<b>NON FUNCTIONING</b>			
1	Toyota Corola		175,000.00	Non Functioning
2	Chevrolet		150,000.00	Non Functioning
3	Peugeot 504		30,000.00	Non Functioning
4	Peugeot 504		25,000.00	Non Functioning
5	Peugeot 504		26,000.00	Non Functioning
6	Peugeot 505		30,000.00	Non Functioning
7	Peugeot 505		25,000.00	
8	Toyota Camry		200,000.00	Non Functioning
9	Toyota Camry		50,000.00	Non Functioning
10	Mazda Vigilante (Blue)		100,000.00	Non Functioning
11	Toyota Hiase Bus (Red)		50,000.00	Non Functioning

NOTE :- 19 ASSET

## WEWE LOCAL COUNCIL DEVELOPMENT

S/NO.	CAR MODEL	REVENUE DETAILS	AMOUNT N	REMARKS
<b>A.</b>	<b>VEHICLES</b>			
1	Toyota (2010) Model		2,500,000.00	Functioning
2	Toyota (2010) Model		1,500,000.00	Functioning
3	Toyota Corola		1,200,000.00	Functioning
4	Toyota Corola		1,000,000.00	Functioning
5	KIA		500,000.00	Functioning
6	Golf Volkswagen		200,000.00	Functioning
7	Toyota Pick Up		250,000.00	Functioning
	<b>NON FUNCTIONING</b>			
1	Toyota Corola		175,000.00	Non Functioning
2	Chevrolet		150,000.00	Non Functioning
3	Peugeot 504		30,000.00	Non Functioning
4	Peugeot 504		25,000.00	Non Functioning
5	Peugeot 504		26,000.00	Non Functioning
6	Peugeot 505		30,000.00	Non Functioning
7	Peugeot 505		25,000.00	
8	Toyota Camry		200,000.00	Non Functioning
9	Toyota Camry		50,000.00	Non Functioning
10	Mazda Vigilante (Blue)		100,000.00	Non Functioning
11	Toyota Hiase Bus (Red)		50,000.00	Non Functioning

NOTE : 19- ASSET						
ASABARI LOCAL COUNCIL DEVELOPMENT						
S/NO.	VEHICLE/MACHINERIES	REVENUE DETAILS	LOCATION	OFFICER(S) TO WHICH THEY ARE ATTACHED	CURRENT LEVEL OF USAGE	AMOUNT N
1	Sonata Hyunda		Asabari	Chairman	Good	1,500,000.00
2	Toyota Corolla 2013 Model		Asabari	Chairman	Good	1,800,000.00
3	Toyota Camry		Asabari	Vice Chairman	Good	300,000.00
4	Toyota Corolla 2010 Model		Asabari	Ag/HLGA	Good	1,600,000.00
5	Golf SHK 09LG		Asabari	D/Finance	Fair	350,000.00
6	Ford Ranger Jeep		Asabari	Honorables	Fair	400,000.00
7	Peugeot 505 LG 44 SHK		Asabari	Director of Works	Fair	200,000.00
8	Toyota Haice SHK 02 LG		Asabari	Hon.		50,000.00
9	Cat Grader		Asabari	Works Dept.	Good	11,000,000.00
10	Skip Heater		Asabari	Env. H. Services	Fair	2,500,000.00
11	MF Tractor		Asabari	Agric Dept.	Fair	3,000,000.00
12	Jincheng Motorcycle		Asabari	Administrative	Fair	120,000.00
13	BAJAJ Motorcycle		Asabari	Budget	Good	150,000.00
14	BAJAJ Motorcycle		Asabari	Rate Officer	Good	150,000.00
15	BAJAJ Motorcycle		Asabari	Works Dept.	Good	150,000.00
16	BAJAJ Motorcycle		Asabari	D/DAGS Admin.	Good	150,000.00
17	BAJAJ Motorcycle		Asabari	Director of Agric	Good	150,000.00
18	BAJAJ Motorcycle		Asabari	Cashier Finance	Good	150,000.00
19	BAJAJ Motorcycle		Asabari	Chairman PA	Good	150,000.00
	<b>TOTAL</b>					<b>25,103,000.00</b>

12	Peugeot 505 Wagon		25,000.00	Non Functioning
13	Peugeot 505		30,000.00	Non Functioning
14	Nissan Primera		15,000.00	Non Functioning
(B)	<b>EQUIPMENTS (HEAVY DUTY PLANT)</b>			
1	Borehole Drilling Machine (Rigs, Tractor and Compressor)		35,000,000.00	Non Functioning
2	Cat Grader		250,000.00	Non Functioning
(C)	<b>TRACTORS</b>			
1	Ursus Tractor		2,500,000.00	Functioning
2	Ursus Tractor with Beam and Trailer		200,000.00	Non Functioning
(D)	<b>MOTORCYCLES</b>			
1	BAJAJj			Functioning
2	BAJAJj			Functioning
3	BAJAJj			Functioning
4	BAJAJj			Functioning
1	Motorcycle		10,000.00	
2	Jincheng		10,000.00	
(E)	<b>GENERATOR SETS</b>			
1	Perkins Generator 25LVA		150,000.00	Functioning
2	Tiger Generator		25,000.00	Functioning
3	Constant Generator		30,000.00	Functioning
	<b>TOTAL</b>		<b>16,191,000.00</b>	



<b>NOTE 18: IMPREST</b>				
1 Chairman		245,000		
2. Vice Chairman	N110,000 =			
3. Secretary	N25,000 =	N25,000		
4. Courier		N31,000.00		
5. Supervisors	= N300,000			
6. Payroll Officer		N30,000		
7. Vigilante LOGISTIC		N465,000.00		
8. Chief of staff =		25,000		
9. Generator =		20,000		
10. Leader		100,000	Deputy Leader	20,000
			<b>TOTAL</b>	<b>1,371,000</b>
<b>RESERVES</b>	<b>SAKI WEST</b>	<b>ASABARI</b>	<b>WEWE</b>	
PP & E	352,476,923.61	0	0	
Add Aquired PP&E 202	74,241,269.30	25,103,000.00	16,191,000.00	
<b>TOTAL</b>	<b>427,065,269.30</b>	<b>25,103,000.00</b>	<b>16,191,000.00</b>	

NOTE;12				
CONSOLIDATED CAPITAL DEVELOPMENT 2021				
S/NO.	SAKI WEST	ASABARI	WEWE	
1	193,912,107.73	24,517,000.00	35,314,500.00	
Newly Acquired PP&E	74,214,269.30	NIL	NIL	
<b>TOTAL</b>	<b>268,126,377</b>	<b>24,517,000.00</b>	<b>35,314,500.00</b>	

NOTE; 17				
PENSION ADVANCE FOR THE YEAR 2021				
S/NO.	MONTH		13 Th Month Bonus	
	January	4,526,602.19	First 13Th month	14,949,215.74
	February	45,266,622.19		
	March	455,251.94	Second 13Th month	16,731,218.57
	April	4,533,637.60		
	May	4,490,121.06	<b>TOTAL</b>	<b>#31,680,434.31</b>
	June	4,490,121.06		
	July	4,490,121.06		
	August	4,386,459.55		
	September	4,382,451.85		
	October	4,488,776.09		
	November	4,488,776.09		
	December	4,465,439.24		
		53,784,419.92		
<b>Less Reimbursement</b>				
pension advance 2021	53,784,419.92			
<b>Less Reimbursement</b>				
August	300,048.87			
November	1,868,732.73			
Total	4,868,781.60			
Balance	48,915,638.32			
			<b>GRAND TOTAL</b>	<b>#80,596,072.63</b>

NOTE; 15		
1	At 1/1/2021 Deposit	97,637,697.82
2	Withdrawals	9,045,108.80
3	Balance b/f to 1/1/2021	88,222,044.73

NOTE 14: GENERAL ADMINISTRATION						
	ECONOMIC CODE		ACTUAL CURRENT YEAR 2021 SAKI WEST LOCAL GOVT	CURRENT YEAR 2021 ASABARI LCDA	ACTUAL CURRENT YEAR 2021 WEWE LCDA	ACTUAL CURRENT YEAR 2021 TOTAL
Adm&General services						
Finance And Supplies						
H.L.G.A						
Internal Audit						
Budget						
Political Functionaries						

SAKI WEST LOCAL GOVERNMENT, SAKI					
SUMMARY OF EXPENDITURE FOR THE YEAR ENDED 31ST DECEMBER, 2021					
NOTE ;9,10,11,12					
MONTH	OVERHEAD EXPENDITURE	CAPITAL EXPENDITURE	PERSONNEL EXPENDITURE	LGSPB	

JUNE	15,199,200.00	4,177,500.00	32,572,579.56	21,980,806.16
JULY	20,379,100.00	2,115,000.00	34,021,348.63	21,467,702.81
AUGUST	17,473,657.70	2,770,000.00	39,821,407.51	21,823,706.68
SEPTEMBER	24,682,542.66	52,322,600.00	34,553,961.51	21,869,518.47
OCTOBER	13,840,400.00	300,000.00	37,495,912.43	21,998,123.43
NOVEMBER	16,766,361.64	40,637,200.00	39,804,326.22	22,329,516.49
DECEMBER	26,450,176.14	91,790,415.00	40,379,398.28	22,761,773.29
<b>TOTAL</b>	<b>159,154,962.97</b>	<b>268,126,377.00</b>	<b>437,089,164.92</b>	<b>259,959,826.81</b>

NOTE;14

**CASH AND CASH EQUIVALENT SAKI WEST**

	CURRENT YEAR 2021	
	N	N
Balance as per Cash Bank:		
Bank		
Cash		
<b>TOTAL</b>		5,171,129.18.18

NOTE; 20 INVESTMENT

S/NO.	SECURITIES	CURRENT YEAR 2021	PREVIOUS 2020
		N	N
1	1,785,114.00 ordinary shares of 50k each in Wema Bank Plc.	24,232,000.00	892,857.00
2	107,990.00 ordinary shares of 50k each in PZ Industries Plc.	14,563,003.00	53,995.00
3	6,150.00 ordinary shares of 50k each in UNK Plc.	6,986,703.00	3,075.00
4	2,050.00 ordinary shares of 50k each in National Salt Company	6,747,867.00	1,025.00
	<b>TOTAL</b>	<b>52,529,573.00</b>	<b>52,529,573.00</b>

**NOTE 17: SUMMARY OF ADVANCE FOR THE YEAR ENDED 31<sup>ST</sup> DEC., 2021**

S/NO.	PARTICULAR	LEDGER NO.	AMOUNT N
1	Ogundeji Isaiah	Pg 24	7,260.00
2	Korede Aderonke	Pg 15	297,955.00
3	Taiwo Abraham	Pg 207	82,417.00
4	Adeniyi Jonathan	Pg 208	41,200.00
5	Eyinade Alice (RIP)	Pg 209	204,045.00
6	Ogunrinde Segun	Pg 205	102,817.00
7	Akinade Williams	Pg 210	309,145.00
8	Yusuf Basiru	Pg 22	9,699.00
9	Lawal Dauda	Pg 232	95,700.00
10	Abidiesin M. A.	Pg 253	68,330.00
12	Abobade S. O.	Pg 254	5,500.00
13	Ibrahim Ramota	Pg 255	106,757.00
14	Ajibade Mudasiru	Pg 256	4,840.00
15	Osuntoki Christianah	Pg 257	140,360.00
16	Giwa T. S.	Pg 402	2,992.00
17	Omisande Mary	Pg 259	77,500.00
18	Tijani Risikat	Pg 260	13860
19	Ogunjimi Dorcas Joke	Pg 261	115,500.00
20	Ojedokun P. B.	Pg 262	79,120.00
21	Adeyinka Mary	Pg 263	84,700.00
22	Jubril M. D.	Pg 264	75,020.00
23	Adejumobi E. A.	Pg 265	120,560.00
24	Ailako Iyabo	Pg 267	29,040.00
25	Badru Sefiu	Pg 268	29,700.00
26	Adesokan L. O. (RIP)	Pg 269	50,000.00
27	Olagbenro J. O.	Pg 270	600
28	Owoade Funmilayo	Pg 271	29,040.00
29	Adeniran Julius A.	Pg 231	10,800.00
30	Fijabi N. O.	Pg 273	80,654.00
31	Raji Nike A.	Pg 274	113,740.00
32	Adediran F. A.	Pg 275	78,860.00

		Pg	06,000.00
35	Fasasi N. A.	Pg 279	9,680.00
36	Akanbij C. O.	Pg 281	2,420.00
37	Oyadirán Bolanle	Pg 282	200
38	Adedokun B.A.	Pg 283	84,499.00
39	Babalola Morliat	Pg 284	70,800.00
40	Oloore Risikat	Pg 285	23,100.00
41	S. A. Abubakar	Pg 286	120,560.00
42	Adedigba Tajudeen	Pg 287	378
43	Kareem A. R.	Pg 288	162,320.00
44	Yinusa Risikat	Pg 289	48,400.00
45	Ganiyu Z. Z.	Pg 290	79,860.00
46	Durojaiye Rasheed	Pg 291	122,532.00
47	Oladipupo Emmanuel	Pg 292	50,820.00
48	Ajuwon Ibraheem	Pg 293	50,820.00
49	Okanlawon Adeteju	Pg 295	12,100.00
50	Babalola B. W.	Pg 296	117,328.00
51	Fasasi F. A.	Pg 297	179,080.00
52	Owolabi R. O.	Pg 298	3,273.00
53	Akinlotan D. B.	Pg 299	659
54	Ayoola R. F.	Pg 300	89,540.00
55	Fasasi Owolabi (RIP)	Pg 301	1,100.00
56	Tijani Idowu	Pg 302	1,540.00
57	Salami Adijat	Pg 303	65,340.00
58	Lawal Saka	Pg 304	84,700.00
59	Yakubu M. Bola	Pg 305	50,820.00
61	Mayowa N. F.	Pg 306	125,400.00
62	Godwin Janet	Pg 307	30,800.00
63	Ahmed S. A.	Pg 309	69,300.00
64	Alabi M. O.	Pg 310	142,993.00
65	Jubril Lawal	Pg 311	50,600.00
66	Abidiesin Rukayat	Pg 312	23,980.00
67	Modupe Rebecca	Pg 313	125,840.00
68	Oladosun Fatimoh	Pg 314	79,940.00
69	Adetola Medinat	Pg 315	119,820.00
70	Rufai Lukman	Pg 316	101,640.00
71	Ogunkanmi V. A.	Pg 317	99,980.00
72	Salau Azeez	Pg 318	7,700.00
73	Popoola V. A.	Pg 320	87,040.00
74	Omirinde Mulikat	Pg 321	4,620.00
75	Adedokun Funmilayo	Pg 325	104,720.00
76	Gbadamosi Ganiyu	Pg 326	2,420.00
77	Ogunsola Toyin	Pg 327	126,250.00
78	Ige A. O.	Pg 328	3,300.00
79	Badiru Taofeek	Pg 329	9,820.00
80	Aiki Eniola	pg 330	104,280.00
81	Ahmed Wasitu	Pg 331	55,880.00
82	Fasasi Sefiat	Pg 332	101,640.00
83	Shittu Biliqis	Pg 333	21,780.00
84	Yekini Akinlabi	Pg 335	800
85	Ailako Esther	Pg 336	8,360.00
86	Tijani Oseni Atanda	Pg 337	48,400.00
87	Alabi Julianah	Pg 338	13,200.00
88	Owoade Bimpe	Pg 339	36,300.00
89	Adegoke Muraina	Pg 340	38,500.00
90	Adeniran Mathew	Pg 344	87,120.00
91	Ojo Jonathan (RIP)	Pg 345	102,300.00
92	Alajede Dorcas	Pg 346	9,900.00
93	Salaudeen Sarfadeen (RIP)	Pg 347	48,400.00
94	Adepoju B. A.	Pg 349	95,489.00
95	Shittu Abd-Rasaq	Pg 350	3,300.00
96	Olabode J. K.	Pg 351	17,900.00
97	Ayandare Alice	Pg 352	115,500.00
98	Orodeji b. A.	Pg 353	63,400.00
99	Okesipe Felicia	Pg 354	125,400.00
100	Olaodi Oladeji	Pg 357	128,700.00
101	Adedokun A. O.	Pg 358	98,332.00
102	Olabiya P. M.	Pg 359	3,333.00
103	Ogunwale Falilat	Pg 361	121,100.00
104	Olaleye E. O.	Pg 364	69,300.00
105	Olatunbosun A. O.	Pg 365	80,654.00
106	Adeniran Adenike	Pg 366	75,000.00
107	Oyadiran E. A.	Pg 367	2,200.00
108	Adeleke Ayonike	Pg 368	172,260.00
109	Ibraheem Fatimoh	Pg 370	70,180.00
110	Adekola Omowumi	Pg 371	7,600.00
111	Kasali O. Rabi	Pg 372	36,276.00
112	Tijani Solitu A.	Pg 373	89,120.00
113	Alabi Mojisade	Pg 375	48,180.00
114	Adedeji R. A.	Pg 377	51,323.00

126	Adeyinka Isaiah	Pg 393	47,300.00
127	Tijani Asani	Pg 394	6,160.00
128	Muraina Akanbi	Pg 395	112,200.00
129	Jimoh Adedokun	Pg 397	37,400.00
130	Olatundun Joshua	Pg 399	60,500.00
131	Dada E. O.	Pg 390	4,840.00
132	Maradesa Serifat	Pg 380	36,060.00
133	Moshood Ashiru	Pg 374	96,800.00
134	Lasisi T. A.	Pg 362	112,092.00
135	Shittu Aminat	Pg 356	32,340.00
136	Adesola Isaac	Pg 334	2,800.00
137	Akinkumi N. O.	Pg 335	89,100.00
138	Taiwo M. A.	Pg 324	84,340.00
139	Ogunronbi Bayo	Pg 319	14,600.00
140	Busari Ibrahim	Pg 230	23,224.00
141	Engr. M. B. A. Adewuyi	Pg 229	213,366.67
142	Titilola Moses	Pg 212	21,510.00
143	Ilutade Iyabo	Pg 213	56,400.00
144	Ojoawo Emily	Og 214	9,780.00
145	Oyewumi I. O.	Pg 215	15,840.00
146	Adedoyin F. F.	Pg 216	90,587.00
147	Ayoade Rebecca	Pg 217	65,340.00
148	Badmus Serifat	218	67,760.00
149	Afolabi Elizabeth	Pg 219	50,820.00
150	Amusat Adijat	Pg 220	3,900.00
151	Omosho Dorcas	Pg 221	7,252.00
152	Adeleke Ayonike	Pg 222	188,100.00
153	Bamimore M. A.	Pg 223	204,600.00
154	Salau Aderemi I.	Pg 224	174,168.00
155	Yaqoob Mojeed	Pg 225	4,840.00
156	Ewegbenro B. Ayobami	Pg 226	13,800.00
157	Shittu Y. Adeniyin	Pg 228	119,800.00
158	Adigun Adesola	Pg 251	69,653.00
159	Ige A. O.	Pg 250	5,500.00

160	Akinrinola R. A.	Pg 248	191,400.00				
161	Oladokun Tayo	Pg 245	68,360.00				
162	Adetoro Sunday	Pg 244	70,180.00				
163	Ganiyu M. A.	Pg 243	13,500.00				
164	Ogunesan Olusoji	Pg 241	118,580.00				
165	Musiliu Aminat	Pg 240	125,840.00				
166	Salami Sulaimon	Pg 239	14,520.00				
167	Tiamiyu r. O.	Pg 238	10,900.00				
168	Tijani Isiaka	Pg 237	16,500.00				
169	Dauda Mutiu	Pg 236	194,700.00				
170	Ojo Anthony	Pg 235	201,665.00				
171	Moshood Wasuu	Pg 234	21,620.00				
172	Ogunronbi Samuel (RTD)	Pg 233	148,500.00				
173	Adeniran Waliat	Pg 247	40,920.00				
174	Sodiq K. A.	Pg 211	124,301.00				
	TOTAL		12,455,724.00				
	Pension Sunday ARREARS	Pg 244	53,784,419.92				
	SUB TOTAL		66,243,135.92				
	Previous year Balance	Pg 241	302,135,804.76				
	Musiliu Aminat	Pg 240	125,840.00				
	GRAND TOTAL	Pg 239	368,378,940.68				

	Tijani Isiaka	Pg 237	16,500.00				
	Dauda Mutiu	Pg 236	194,700.00				
	Ojo Anthony	Pg 235	201,665.00				
	Moshood Wasuu	Pg 234	21,620.00				
	Ogunronbi Samuel (RTD)	Pg 233	148,500.00				
	Adeniran Waliat	Pg 247	40,920.00				
	Sodiq K. A.	Pg 211	124,301.00				
	TOTAL		12,455,724.00				
	Pension ARREARS		53,784,419.92				
	SUB TOTAL		66,243,135.92				
	Previous year Balance		302,135,804.76				
	GRAND TOTAL		368,378,940.68				

NOTE 16

## THE TRACTORS DEFAULTERS DETAILS AS AT 1ST DECEMBER, 2021

S/NO.	BENEFICIARIES	PAYMENT	OUTSTANDING	GUARANTORS	ADDRESS
1	Muritala Raheem	NIL	1,600,000.00	1. Mrs. Salaudeen 2. Olalere Lukuman Olayanju	Bapt. Model Sch. Ajegunle, Saki 080 Comm. Pry Sch. Ori-Oko, Saki 08059523626.
2	Alh. Tajudeen Mayowa (TESCOM)	209,950.00	3,300,000.00	Adeniran Johson Olu Mayowa Nasiru F.	Muslim Gramm. Sch. Saki 08034052550. ATISBO L/Govt., Tede
3	Yusuff Raji (TESCOM)	209,950.00	1,880,000.00	1. Oladokun Anthony O. 2. Olaogun Sunday	OYSADEP Saki. Comm. Pry. Sch. Onigbongbogbo, Saki
4	Ogunjimi Olusegun (LC/JBED)	1,290,000.00	3,000,000.00	1. Okunlola Kehinde O. 2. Olajire Bosede	UBEA Saki 08025847304 Ile Salawu near tunnise, Ski
5	Chief Isaac Oke (F.G)	NIL	500,000.00	1. Mr. Oke Abraham O.	Fed. Govt. Girls College, Oyo 08038630052
6	Alh. Kareem Adegoke (OYSS HMB)	700,000.00	1,655,352.00	1. Mrs. A. T. Kareem 2. Mrs. Olatunde Grace Yetunde	Oyo State Hospital Mgt. Board 08034275765 Same Address.
7	Adeola F. (TESCOM)	209,950.00	3,150,000.00	1. Mrs. Olalere Segun Kayode 2. Mr. Yinusa John Akinade	Okere Gramm. Sch. Saki Same Address 08059846998
8	Blessin & Basit (TESCOM)	209,950.00	1,400,000.00	1. Mr. Onifade Adebayo I. 2. Aremu Adedotun O.	Okere Gramm. Sch. Saki Okere Gramm. Sch. II Saki
9	Alh. Sulaiman Lawal O.	NIL	3,500,000.00	1. Mr. Rabiou Mustaph 2. Rasheed Aweda	Asarudeen High Sch., Saki Islamic High Sch., Koomi, Saki
10	Oni Simeon Olatunde	Nil	3,300,000.00	1. Oni Simeon	Former Councillor
		209,950.00			
	<b>TOTAL</b>		<b>2,829,800</b>		

## NOTE 15 ANALYSIS OTHER ACCOUNTS

	ACCOUNT NAME	
	Balance as at 31/12/2021	
	Stabilization Account (UBA)	16,275,250.59
	Fixed Deposit (Unity)	71,946,794.04
	Fixed Deposit IGR (Polaris)	
	<b>Total</b>	<b>88,222,044.63</b>
	<b>Add:</b>	
	<b>Transfer during the year:</b>	
	Stabilization Account (UBA)	Nil
	Fixed Deposit (Unity)	Nil
	Fixed Deposit IGR (Polaris)	
	<b>Add:</b>	
	<b>Accrued Interest during the year:</b>	
A.	UBA: Interest	
	Less Charges	
B.		



	Less Charges		
	LESS WITHDRAWALS		
A.	Stabilization Account (UBA)	Nil	
B.	Unity Bank (Fixed Deposit)	Nil	
C.	IGR Account (Fixed Deposit)	9,045,108.80	
	Balance as at 31/12/2021:		
A.	Stabilization Account (UBA)	16,275,250.59	
B.	Fixed Deposit (Unity)	71,946,794.04	
C.	Fixed Deposit IGR (Polaris)	0.00	
	<b>TOTAL</b>	<b>88,222,044.63</b>	
<b>WEWE LCDA</b>			
	<b>ACCOUNT NAME</b>		
	Balance as at 31/12/2020:		
A.	Stabilization Account (Stanbic)	45,000,000.00	
B.	Stabilization Account (Stanbic)	15,682,286.72	
	<b>Total</b>	<b>60,682,286.72</b>	
	<b>Add:</b>		
	<b>Transfer during the year:</b>		
A.	Stabilization Account (Stanbic)		
B.	Stabilization Account (Stanbic)	Nil	
	LESS WITHDRAWALS		
A.			
	Balance as at 31/12/2021:		
A.	Stabilization Account	50,049,668.39	
B.	Stabilization Account	10,682,286.72	
	<b>TOTAL</b>	<b>60,731,955.11</b>	
<b>ASABARI LCDA</b>			
	<b>ACCOUNT NAME</b>		
	Balance as at 31/12/2020		
A.	Stabilization Account (Zenith)	8,658,857.79	
B.	Stabilization Account (Zenith)	50,000,000.00	
		<b>58,658,857.79</b>	



**NOTE 21: SUMMARY OF DEPOSIT FOR THE YEAR ENDED 31<sup>ST</sup> DEC., 2021**

S/NO.	PARTICULAR	AMOUNT N
1	VAT	3,971,694.60
2	5% WHT	2,115,639.00
3	5% STAMP DUTY	4,075.00
4	SADIQ KABIRU	(8,669.72)DR
5	ADEPOJU JOHN A.	3,850.00
6	DF & S OYO EAST (I.M.	140.00
7	DF & S UB/N/E LOCAL	4,000.00
8	DF & S AFIJO L/G (O. A.	(3,829.67) DR
9	ALH. TAIWO OLADOSU	25,200.00
10	J. A. OJEDIRAN	6,959.30
11	CONFAB DELEGATE	2,750.00
12	M. A. ADESOPE	9,600.00
12	STAFF DEV. LEVY	74,300.00
13	S. O. OLADEYE	56,400.00
14	DF & S ATISBO L/G (GANIYU T. R.)	4,576.00
15	MRS. KOREDE A. F. (SAKI EAST LOCAL GOVT.)	5,888.89
16	ADEJI O. A.	20,790.00
	<b>TOTAL</b>	<b>6,293,363.40</b>

UBA/SWLG/TR/450/403

19<sup>TH</sup> January 2021.

**Saki West Local Government Office,**  
Secretariat, P.M.B 16,  
Saki,  
Oyo State,

Dear Sir,

**RE: BANKER CERTIFICATE FOR (SAKI WEST LOCAL  
GOVERNMENT STABILIZATION ACCOUNT)**

Please refer to subject above:

We write to confirm SAKI WEST LOCAL GOVERNMENT STABILIZATION ACCOUNT balance as detailed below:

S/N	ACCOUNT NAME	ACCOUNT NUMBER	BALANCE
1.	SAKI WEST LOCAL GOVERNMENT	2037355443	16,275,250.59 CR.

The Balance on this account is given as at 31<sup>th</sup> December 2021.

We hope this satisfy your enquiry.

Thank you.  
Yours faithfully,

For: **UNITED BANK FOR AFRICA PLC.**

  
**ADEGBOYE OYEBANJI**  
**BRANCH MANAGER**

  
**IBRAHIM BARIH**  
**BRANCH OPERATION MANAGER**

15/09/2020

**REF: UB/IWO ROAD /IBD/FTD/09/2020**

Saki West Lga  
Saki,  
Ibadan.

Dear Sir/Ma,

**CONFIRMATION OF INVESTMENT**

We write to inform you that the sum of N71,946,794.04 (Seventy One Million, Nine Hundred and Forty Six Thousand, Seven Hundred and Ninety Four Naira, Four Kobo) has been invested under the following Terms and Conditions:


<b>INVESTOR:</b>	Saki West LG
<b>INSTRUMENT:</b>	Fixed deposit
<b>PRINCIPAL AMOUNT:</b>	71,946,794.04
<b>RATE:</b>	5%
<b>TENOR:</b>	90days
<b>EFFECTIVE DATE:</b>	15/09/2020
<b>MATURITY DATE:</b>	14/12/2020
<b>WHT</b>	88,459.17
<b>INTEREST PAYABLE:</b>	796,132.56


At maturity the fund will be rolled over at the prevailing market rate if we do not get a counter instruction from you. Please, do provide disposal instruction at least seven (7) days before maturity date.

Furthermore, premature liquidation of this investment will attract a penal charge of 20% on the accrued interest as at date of termination.

We thank you for your patronage and look forward to a mutually beneficial relationship.

Yours faithfully,  
**FOR: UNITY BANK PLC**

  
Alarape Oluwafisayomi (07077)  
Fund Transfer Officer

  
Adedayo Bimbola Elizabeth (04307)  
Branch Service Manager

Please confirm acceptance of the terms:

Name of customer ..... *State L.A.* .....

Signature: ..... *[Signature]* ..... Date: *21/12/20* .....

Unity Bank plc  
RC. 94 524  
Unity Bank Corporate Head Office. Plot 42, Ahmed Onibudo Street  
Victoria Island, Lagos.  
T: +234 (0)70 80666030 +234 (0)70 57323225-30

www.unitybankng.com

Aminu Babangida (Chairman), Oluwafunsho Obasanjo (Director), Sam N. Okagbue (Independent Director), Yabawa Lawan Wabi (Director), Hafiz Mohammed Bashir (Director), Tomi Somefun (Managing Director/CEO), Temisan Tuedor (Executive Director), Ebenezer A. Kolawole, (Executive Director), Usman Abdulqadir (Executive Director)



# ZENITH BANK PLC

SAKI, SAKI, ALONG PASA GIWA STREET, OKE DIO, SAKI,, , IBADAN07085314915

Page 1 of 1

ASABARI L.C.D.A (STABILIZATION A/C)  
ASABARI L.C.D.A SECRETARIAT,  
KINNIKINNI, SAKI

Account Number: CA 1015583043  
Currency: NGN  
Opening Balance: 8,658,750.29  
Total Debit: 0.00  
Total Credit: 0.00  
Closing Balance: 8,658,750.29  
Period: 01/01/2022 TO 28/02/2022

DATE POSTED	VALUE DATE	DESCRIPTION	DEBIT	CREDIT	BALANCE
		OPENING BALANCE			8,658,750.29
		0 Debit(s)      0 Credit(s)	0.00	0.00	
		0 Debit(s)      0 Credit(s)      CLRD + UNCLRD	0.00	0.00	8,658,750.29

### ZENITHDIRECT - 24/7 CUSTOMER CONTACT CENTER

OUR ZENITHDIRECT CONTACT CENTER GIVES YOU ROUND THE CLOCK ACCESS TO YOUR ACCOUNT(S). ENROLL TODAY THROUGH INTERNET BANKING. BY VISITING ANY OF OUR BRANCHES OR BY CALLING ZENITHDIRECT ON; 01-2787000

TO AVOID CHEQUE RELATED FRAUD IN YOUR ACCOUNT WE IMPORE YOU TO KEEP YOUR CHEQUE BOOKS AWAY FROM UNAUTHORIZED PERSONS.

YOU HAVE THE RIGHT TO NEGOTIATE INTEREST CHARGES ON YOUR ACCOUNT IN LINE WITH THE PROVISIONS OF THE CBN GUIDE TO BANK CHARGES.



PLEASE EXAMINE THIS STATEMENT AT ONCE

Failing receipt by the Bank within 15 DAYS from the date of despatch of this statement of Notice of disagreement with the entries, it will be assumed that the statement rendered is correct

**Polaris Bank Limited****Saki Branch**

Opposite Saki West Local Govt.

Secretariat, Ajegunle, Saki,

Oyo State, Nigeria.

Tel: +234 8029075937

e-mail: info@polarisbanklimited.com

www.polarisbanklimited.com



RC 1525101

Print

**March 9, 2022****Slip No:-646351****ASABARI LCDA (VAT ACCOUNT)****Account No:-0071534955****ASABARI LCDA KINNIKINNI****Report By:- Olalcyo Jeremiah Olanrewaju****SAKI OYO -****Staff No:-17450****Branch:-Saki****Dear Sir,****RE: NGN50,000,000.00 FIXED DEPOSIT INVESTMENT - CONFIRMATION ADVICE**

Your fixed deposit of NGN50,000,000.00 has been invested under the following terms and conditions:

Investor	:ASABARI LCDA (VAT ACCOUNT)
Transaction Description	:Fixed Deposit
Deposit Amount	:NGN50,000,000.00
Deposit Value Date	:04-MAR-22
Deposit Terms	:30 days
Maturity Date	:03-APR-22
Interest Rate	:4.50%p.a
Accrued Interest	:166,438.36 (payable @ maturity)

Please note that any pre-mature termination will attract a penal charge of 25% on accrued interest earned. Also note that if we do not hear from you in three working days to maturity, we will roll over the investment at prevailing interest rates at the same tenor.

While we assure you of our best services at all times, we count on your continued patronage.

Yours faithfully  
For Polaris Bank Ltd

Transaction Officer

Kindly contact the branch on telephone number , if you require additional information.


 A handwritten signature in black ink, appearing to be "Olalcyo Jeremiah Olanrewaju", written over a horizontal line.
   
Branch Service Manager

Member NDIC (DIS)

**ASABARI LOCAL COUNCIL DEVELOPMENT AREA**  
**KINNIKINNI, SAKI**

**BANK RECONCILIATION STATEMENT FOR THE MONTH OF DECEMBER, 2021**

1. Polaris Bank LTD. Account No. 404033733 (I.G.R Account )	₦324,872.90k
2. Zenith Bank PLC. Account No. 1015233489 (Allocation A/C)	₦414,737.27 k
3. Polaris Bank LTD. Account No. 4040033726 (VAT Account)	₦32.60k
	<u>₦ 739,642.77k</u>

**ADD:-**

A. Debit in Cash Book not in Bank Statement (Uncredited Payment/Cheque)	₦56,885:00	
B. Debit in bank Statement not in cash Book	₦160,770.30	
C. Bank Charges	₦709:00	<u>₦198,364.30</u>
		₦938,007.07

**LESS:-**

D. Credit in Cash Book not in Bank Statement (Unpresented cheques/Payment)	NIL	
E. Credit in Bank Statement not in Cash Book	₦469,396.89	
F. Credit Transfer	NIL	<u>₦469,396.89</u>
Cash Book Balance		<u>₦468,610.18</u>

The Cash and Bank balance as the end of December, 2021 is **₦468,610.18**



Mr. Oyinlola Fatai Olajire  
Ag. D/F & S  
Asabari LCDA,  
Kinnikinni, Saki.



**APPENDIX "A"**

**Debit in Cash Book not in Bank Statements  
(Uncredited Cheque/Payment.**

**1. Manager Polaris Bank**

**N36,885:00**

**APPENDIX "B"**

**Debit in Bank Statement not in Cash Book**

10/05/21 Interest on Deposit	- N36,970.30
08/07/21 Interest on Term Deposit	- N36,900.00
09/08/21 Interest on Term Dep./TAF/Bio	- <u>N36,900.00</u>
05/12/2021 Chq. No: 000175 Soliu Wasiu	- N50,000.00
	<b>N160, 770.30</b>

**APPENDIX "C"**  
**BANK CHARGES**

06/12/2021 / 30/12/2021 Stamp Duty (IGR. A/C)	₦50.00x 8	=	₦400.00
30/12/2021 SMS Charges (IGR)			₦204.00
01/12/2021 SMS Charges (ALLOC. a/c)		=	₦43.00
04/12/2021 Stamp Duty (ALLOC. a/c)		=	₦50.00
27/12/2021 SMS Notification (ALLOC. a/c)		=	₦12.00
		=	<u>₦709.00</u>

**APPENDIX "D"**

Credit in Cash not in bank Statements  
(Unpresented Cheques)

- NIL -

**APPENDIX "E"**

**Credit in Bank Statement Not in cash Book**

Balance at VAT Account	-	<b>₦1.00</b>
Ganiyu T.A	-	<b>₦5,800.00</b>
06/08/21 Interest on Term Dep.	-	<b>₦36,986.30</b>
06/08/21 Interest on Fixed Dep.	-	<b>₦175,684.93</b>
13/10/21 Salawu Rasaki	-	<b>₦ 45,000.00</b>
29/11/21 Ibraheed Abodunrin	-	<b>₦ 2,500.00</b>
08/12/021 Interest on TD/TRF. B/O Asabari -	-	<del>203,424.66</del> <b>203,424.66</b>
		<hr/> <b>₦469,396.89</b> <hr/>

**APPENDIX "F"**

Credit Transfer

- Nil -

SAKI WEST LOCAL GOVERNMENT, SAKI

BANK RECONCILIATION STATEMENT FOR THE MONTH OF DECEMBER, 2021

1. Skye Bank Account No. 1750031248 (VAT Account)	-	10,493.93CR
2. Skye Bank Account No. 1750042211 (VAT Account)	-	9,189.89CR
3. Skye Bank Account No. 1750027085 (Main Account)	-	992.00CR
4. Zenith Bank Account No. 1012383228(Main Account)	-	7,312,649.79CR
5. Access Bank Account No. 0053415017 (State IGR)	-	53,384.42CR
6. U.B.A. Bank Account No. 1008157244 Excess Crude Oil)	-	15,890.40CR
7. Heritage Bank Account No. 5900001709 Intervention Account	-	101,590.13CR
8. Skye Bank Independent IGR Account II 4040016943	-	<u>1,356,135.78CR</u>
		8,860,326.34CR


ADD: -

A. Debit in Cash Book not in Bank Statements (Uncredited Payment/Cheques)	130,069.00	
B. Debit in Bank Statement not in Cash Book	NIL	
C. Bank Charges	NIL	<u>130,069.00</u>
		<b>8,990,395.34</b>

LESS:-

D. Credit in Cash Book not in Bank Statement (Unpresented Cheques/Payments)	1,829,000.04	
E. Credit in Bank Statements not in Cash Book	1,990,266.12	
F. Credit Transfer	<u>NIL</u>	<u>3,819,266.16</u>
* Cash Book Balance		<b>5,171,129.18</b>

THE CASH BOOK BALANCE AS AT THE END OF DECEMBER, 5,171,129.18

  
**Alh. Oladiti Rahaman.A.**  
Director of Finance and Supplies,  
Saki West Local Government,  
Saki.

**APPENDIX "A"**  
**DEBIT IN CASH BOOK NOT IN BANK STATEMENTS**  
**(UNCREDITED PAYMENT/CHEQUES)**

04/06/2020	Oludele J. F	-	800.00
16/07/2020	Ologba Gafar	-	2,500.00
11/12/2020	Oguntona Adewumi.E.	-	6,200.00
15/02/2021	Julius A. Adeniran	-	4,200.00
24/02/2021	Dauda Khadijat	-	2,200.00
26/02/2021	Aderogba L. O.	-	94,169.00
7/12/2021	Atiku Kabir	-	15,000.00
13/12/2021	Saka A. Lawal	-	<u>5,000.00</u>
			<b>130,069.00</b>

**APPENDIX "B"**

**DEBIT IN BANK STATEMENTS NOT IN CASH BOOK**

NIL



**APPENDIX "C"**  
**BANK CHARGES**

NIL

**APPENDIX "D"**

**CREDIT IN CASH BOOK NOT IN BANK STATEMENTS  
(UNPRESENTED CHEQUES)**

15/03/2020	ATISBO South LCDA Cheque No. 4450	-	19,500.00
14/04/2020	ATISBO South LCDA Cheque No. 4472	-	19,500.00
02/08/2021	Fawole Olugbenga Cehque No. 5831	-	200,000.00
28/09/2021	Kareem Ganiyu Cheque No. 1029	-	40,000.00
28/09/2021	Adesola Samuel O. Cheque No. 1031	-	150,000.00
15/11/2021	Shittu I. Olatunji Chq No 1086	-	25,000.00
15/11/2021	Ojo Joseph Chq No 1082	-	155,000.00
15/11/2021	Auditor General for L/Govt Chq No 5893	-	1,187,361.04
20/11/2021	Oorelope Local Government Chq. No 5911	-	<u>15,139.00</u>
			<b>1,811,500.00</b>

APPENDIX "E"

CREDIT IN BANK STATEMENTS NOT IN CASH BOOK

11/06/2020	Oyo West	-	7,260.00
11/12/2020	Oguntona E, A	-	3,600.00
22/04/2021	Jubril Sakirat	-	570,000.00
22/04/2021	Jubril Sakirat	-	570,000.00
26/04/2021	Unapplied Charges	-	16.13
19/08/2021	Ajike	-	8,000.00
12/10/2021	Oluwafemi	-	500.00
18/10/2021	Adekunle Abeeb	-	1000.00
21/10/2021	Abeke Iya	-	1,000.00
25/11/2021	Unapplied Transfer	-	42,345.53
19/11/2021	Tejubiyi Farms	-	25,000.00
22/11/2021	Interest on Term Deposit	-	477.46
22/11/2021	Saka Lawal	-	5000
30/11/2021	Aderogba L. O	-	400.00
15/12/2021	Shittu I. Olatunji	-	150,000.00
02/12/2021	Atiku K. A.	-	13,000.00
20/12/2021	Ogungbemi Kadijat	-	2,700.00
21/12/2021	Sharafadeen Abdullahi	-	500,000.00
01/12/2021	Oladokun Babatunde	-	10,000.00
02/12/2021	Oyewole Oladimeji	-	10,000.00
06/12/2021	Adeniyi Moses	-	10,000.00
08/12/2021	Tiamiyu Ahamad	-	10,000.00
21/12/2021	Sami Daodu	-	10,000.00
21/12/2021	Abiodun Shuib	-	10,000.00
21/12/2021	Adekunle Sanya	-	10,000.00
23/12/2021	Oladoja Olukayode	-	10,000.00
30/12/2021	Yekeen Sarafadeen	-	10,000.00
			<b>1,990,299.12</b>

**APPENDIX "F"**  
**CREDIT TRANSFER**

**NIL**