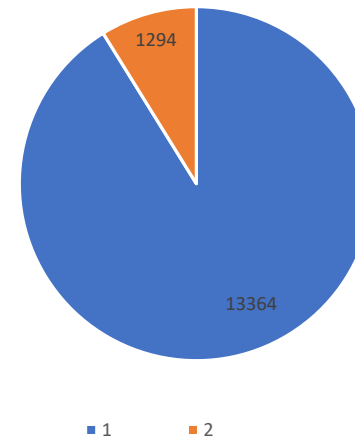


STATISTICS OF CERTIFICATE OF OCCUPANCY ISSUED BY THE OYO STATE' LAND/GIS AGENCY

**Certificates of Occupancy (CofO)
Issued From 1st January 2012 - 30th November 2022**

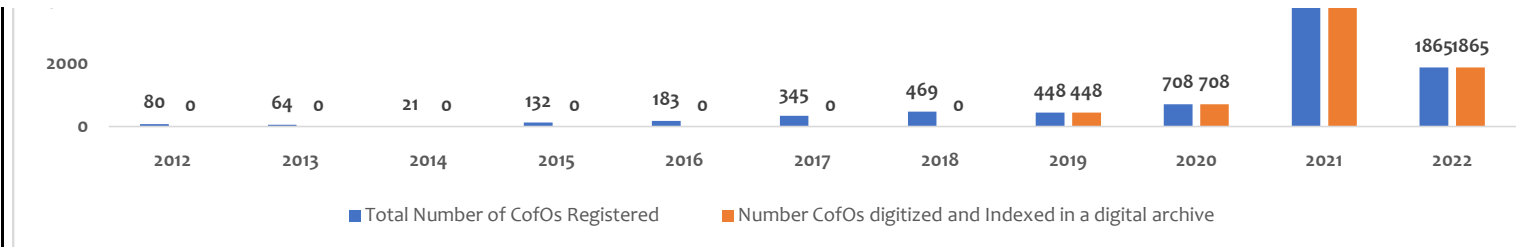
Description/ Year	Total Number of CofOs Registered	Number CofOs digitized and Indexed in a digital archive	Number of undigitized CofOs
2012	80	0	80
2013	64	0	64
2014	21	0	21
2015	132	0	132
2016	183	0	183
2017	345	0	345
2018	469	0	469
2019	448	448	0
2020	708	708	0
2021	10343	10343	0
2022	1865	1865	0
Total	14658	13364	1294

Certificates of Occupancy (CofO)
Issued From 1st January 2012 - 30th
November 2022



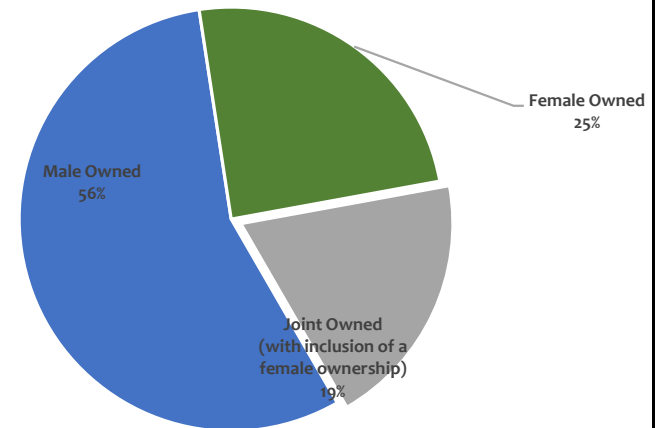
Certificates of Occupancy (CofO)
Issued From 1st January 2012 - 30th November 2022





Ownership of Registered CofOs issued by Gender (both digitized and undigitized)		
Ownership Type	Number of CofOs Issued	
	1st Jan 2021 - 31st Dec. 2021	1st Jan 2022 - Nov. 2022 (if available)
Male Owned	5752	1226
Female Owned	2526	288
Joint Owned (with inclusion of a female ownership)	2010	245
Total	10288	1759

Gender spread of Oyo State CofOs
(CofOs Issued between 1st January 2021 - 31st December 2021)



Click to Download [ng/wp-content/uploads/2022/12/OYSG-CofOs-STATISTICS.pdf](https://www.oyosg.gov.ng/wp-content/uploads/2022/12/OYSG-CofOs-STATISTICS.pdf)

Signed: Permanent Secretary OYSG Ministry of Lands, Housing and Urban Development.

Published 15:45pm, 23 December 2022